



FOOTBALL

WVU ATHLETIC COMMUNICATIONS
PO Box 877 | Morgantown, WV 26507-0877
304.293.2821

WVUSPORTS.com

2015 SCHEDULE/RESULTS

	GEORGIA SOUTHERN September 5 7:30 p.m.	
	LIBERTY September 12 3 p.m.	
	MARYLAND September 26	
	AT OKLAHOMA * October 3	
	OKLAHOMA STATE *Ⓞ October 10	
	AT BAYLOR * October 17	
	AT TCU * October 29 7:30 p.m.	
	TEXAS TECH * ▲ November 7	
	TEXAS * November 14	
	AT KANSAS * November 21	
	IOWA STATE * November 28	
	AT KANSAS STATE * December 5	

* BIG 12 CONFERENCE GAME
Ⓞ HOME COMING
▲ MOUNTAINEER WEEK

GAME 1 // WEST VIRGINIA vs. GEORGIA SOUTHERN

SAT., SEPT. 5, 2015 | 7:30 P.M.(ET) | MILAN PUSKAR STADIUM (60,000) | MORGANTOWN, W.VA.



THE SERIES WITH GEORGIA SOUTHERN

All-Time Series First Meeting
 In Morgantown First Meeting
 In Statesboro, Ga. 0-0
 Neutral Site 0-0
 Fritz vs. Holgorsen First Meeting



GEORGIA SOUTHERN

2014 Record 9-3
 Head Coach Willie Fritz
 Alma Mater/Year Pittsburg State ('83)
 Record at GSU 9-3 (2nd)
 Overall Record 185-70-1 (23rd)

WEST VIRGINIA

2014 Record 7-6
 Head Coach Dana Holgorsen
 Alma Mater/Year Iowa Wesleyan ('93)
 Record at WVU 28-23(5th)
 Overall Record 28-23(5th)



Karl JOSEPH

Rushel SHELL

NOTES TO REMEMBER

- ▶ WVU is No. 14 all-time in college football winning percentage
- ▶ WVU is 87-31-4 all-time in season openers/94-20-6 all-time in season home openers/30-4-1 in Milan Puskar Stadium season openers/5-0 in this decade/4-0 under Holgorsen
- ▶ Since 2000, WVU is 92-12 when scoring 30 or more points in a contest
- ▶ There are 40 juniors and seniors on the 2015 WVU depth chart
- ▶ WVU has 50 players who have seen action in at least one Big 12 game during their career
- ▶ In the Dana Holgorsen era, WVU has produced 35 games with 400 or more yards of total offense, 19 games with more than 500 yards and eight with more than 600 yards
- ▶ In the Holgorsen era, WVU has scored 30 or more points in 35 games, 40 or more points in 18 games, 50 or more points in seven games and 60 or more points three times
- ▶ Since 1980, WVU is 217-95-4 in games played on artificial turf surfaces/28-23 on turf in this decade

- ▶ WVU is 70-10 since 2002 when winning the turnover battle
- ▶ In 2014, Josh Lambert led the nation in field goals made per game (2.31) and No. 8 in scoring (10.4)
- ▶ Lambert set the NCAA record for most 40 yard field goals made in a season (16), tied the record for most games with at least two field goals (10) and tied for most games with at least three field goals (6)
- ▶ In 2014, Karl Joseph finished in a tie for No. 4 in the Big 12 in forced fumbles (3)
- ▶ WVU has outrushed its opponents in 83 of its last 119 games; WVU's record is 82-37
- ▶ In 2014, West Virginia ranked No. 9 nationally in defensive third down conversions (31.4)
- ▶ WVU's defense averaged 4.7 three-and-outs per game, ranking No. 15 nationally for number of three and-outs per game
- ▶ WVU is 53-44-1 in night games since 1980/27-12-2 all-time in home night games/18-9 in home night games since 2002



Game Coverage

TV Fox Sports Net
 Mark Followell (PBP), Brian Baldinger (analysis),
 Leslie McCaslin (sideline)
 Radio Tony Caridi (PBP), Dwight Wallace (analysis),
 Jed Drenning (sideline),
 Jeff Culhane (pre and postgame host)
 Satellite Radio Broadcast Sirius Ch 81, XM Ch 81
 Live Statistics WVU.Statbroadcast.com
 Twitter Updates @WVUFootball, @WVUsports

National Rankings

ASSOCIATED PRESS POLL // (PRESEASON)

School	Record	Points	Prev. Rank
1. Ohio State(61)	0-0	1525	--
2. TCU	0-0	1428	--
3. Alabama	0-0	1322	--
4. Baylor	0-0	1263	--
5. Michigan State	0-0	1256	--
6. Auburn	0-0	1192	--
7. Oregon	0-0	1156	--
8. USC	0-0	1085	--
9. Georgia	0-0	991	--
10. Florida State	0-0	959	--
11. Notre Dame	0-0	873	--
12. Clemson	0-0	862	--
13. UCLA	0-0	698	--
14. LSU	0-0	675	--
15. Arizona State	0-0	605	--
16. Georgia Tech	0-0	588	--
17. Ole Miss	0-0	563	--
18. Arkansas	0-0	410	--
19. Oklahoma	0-0	394	--
20. Wisconsin	0-0	393	--
21. Stanford	0-0	347	--
22. Arizona	0-0	311	--
23. Boise State	0-0	240	--
24. Missouri	0-0	219	--
25. Tennessee	0-0	114	--

ARV: Mississippi State 100, Texas A&M 61, Oklahoma State 46, Virginia Tech 42, Utah 36, Penn State 20, Louisville 12, Cincinnati 8, Nebraska 6, Kansas State 5, Florida 4, NC State 4, Texas 3, BYU 2, Northern Illinois 2, Michigan 2, California, Western Kentucky, **West Virginia**.

USA TODAY COACHES POLL // (PRESEASON)

School	Record	Points	Prev. Rank
1. Ohio State(62)	0-0	1,598	--
2. TCU(1)	0-0	1,487	--
3. Alabama(1)	0-0	1,452	--
4. Baylor	0-0	1,365	--
5. Oregon	0-0	1,260	--
6. Michigan State	0-0	1,230	--
7. Auburn	0-0	1,103	--
8. Florida State	0-0	1,057	--
9. Georgia	0-0	1,026	--
10. USC	0-0	1,014	--
11. Notre Dame	0-0	883	--
12. Clemson	0-0	838	--
13. LSU	0-0	727	--
14. UCLA	0-0	697	--
15. Ole Miss	0-0	668	--
16. Arizona State	0-0	577	--
17. Georgia Tech	0-0	573	--
18. Wisconsin	0-0	470	--
19. Oklahoma	0-0	407	--
20. Arkansas	0-0	377	--
21. Stanford	0-0	365	--
22. Arizona	0-0	299	--
23. Missouri	0-0	229	--
24. Boise State	0-0	190	--
25. Tennessee	0-0	166	--

ARV: Mississippi State 164, Texas A&M 149, Oklahoma State 89, Virginia Tech 70, Utah 40, Kansas State 37, Nebraska 27, Louisville 27, Minnesota 25, Penn State 20, South Carolina 18, Miami (Fla.) 16, Texas 8, Illinois 7, Duke 6, Air Force 5, Louisiana Tech 5, Marshall 4, Utah State 4, **West Virginia** 3, NC State 3, BYU 3, North Carolina 2, Florida 2, Georgia Southern 2, UCF, Cincinnati, Kentucky, Maryland, Michigan, Washington.



Josh LAMBERT

Nick KWIATKOSKI

Stat Comparisons (2014 Stats)

West Virginia	WVU Opponents		Georgia Southern	Opponents
3.5	27.6	Scoring Offense	39.1	23.4
337	257	First Downs	260	254
182.8	168.2	Rushing Offense	381.1	153.7
317.0	231.2	Passing Offense	107.2	234.4
499.8	399.4	Total Offense	488.2	388.1
23.9	22.3	Kick Return Average	24.6	21.4
3.0	13.6	Punt Return Average	5.1	8.8
812-8.8	10-11.0	INT-Return Average	13-21.3	4-18.2
28-19	13-2	Fumbles/Lost	20-8	17-7
85-757	108-1,072	Penalties/Yards	57-556	41-406
37.0	38.5	Net Punting Avg.	35.6	37.2
30-39	21-25	Field Goal-Attempts	10-14	8-13
29:53	30:07	Time of Possession	32:18	27:42
97-229 (42%)	65-207 (31%)	3rd Down Conversion	73-148 (49%)	67-166 (40%)
10-22 (45%)	7-23 (30%)	4th Down Conversion	10-16 (62%)	9-23 (39%)
20-140	31-228	Sacks By-Yards	24-180	5-29
40-50 (80%)	35-41 (85%)	Red Zone Scoring	52-59 (88%)	29-37 (78%)
26-50 (52%)	24-41 (59%)	Red Zone TD	43-59 (73%)	24-37 (65%)

Season Openers

- ▶ West Virginia holds an all-time record of 87-31-4 in season openers, 94-20-6 in season home openers, 30-4-1 in openers at Milan Puskar Stadium and 4-0 under Holgorsen in home openers.
- ▶ In 2014, the Mountaineers defeated Towson, 54-0, in the season opener, marking the 11th straight season home opener WVU has won.

The 2014 Mountaineer Roster

- ▶ The 2014 roster currently consists of 108 players from 16 different states and one from the District of Columbia.
- ▶ Leading the way is the Sunshine State (23), followed by the Mountain State (20), Ohio (18), Pennsylvania (10), New Jersey (7), Maryland (6), Georgia (5), Texas (5), North Carolina (3), Delaware (2), Mississippi (2), Virginia (2), California, Illinois, New York and Tennessee.
- ▶ Safety Daejuan Funderburk hails from Washington, D.C.

Against The Big 12

- ▶ WVU is 20-20 all-time against current members of the Big 12 Conference. WVU is 2-1 vs. Baylor; 2-1 against Iowa State; 3-1 against Kansas; 1-4 vs. Kansas State; 2-5 vs. Oklahoma; 4-2 vs. Oklahoma State; 2-2 vs. Texas; 2-2 vs. TCU and Texas Tech.

Non-Conference Play

- ▶ West Virginia faces three non-conference opponents in the 2015 season. The Mountaineers open on Sept. 5 with Sun Belt Conference champion, Georgia Southern, then face FCS playoff quarterfinalist Liberty at home on Sept. 12, before playing host to Maryland in the annual border war on Sept. 26.

At Home

- ▶ The 2015 season marks the 36th season of competition for West Virginia at Milan Puskar Stadium.
- ▶ WVU holds a 156-60-4 (.718) all-time mark at the facility, which opened in 1980.
- ▶ The average attendance for the 2014 season was 56,686 fans. A total of 12,037,210 fans all time have watched a game at Mountaineer Field.

On Turf

- ▶ Since 1980, West Virginia is 217-95-4 in games played on artificial turf surfaces. WVU was 57-29 on turf in the 1990s, 66-21 on turf in the 2000 decade and is 28-23 on turf in this decade.
- ▶ The Mountaineers are 21-21 on turf under Dana Holgorsen. West Virginia was 6-6 in 2014, was 3-7 in 2013, 5-5 in 2012 and was 7-3 during the 2011 season.



Jordan THOMPSON

Season Openers Under Holgorsen

2014 | No. 2 ALABAMA 33, West Virginia 23 (Atlanta, Ga.) - West Virginia went into the Chick-fil-A Kickoff game against No. 2 Alabama as more than a 25-point underdog, but the Mountaineers held their own in a 33-23 win by the Crimson Tide.

WVU senior receiver Kevin White was spectacular on the national stage with nine catches for 143 yards and one touchdown. The totals were a career high for White and the second 100-yard receiving effort of his career.

West Virginia took an early 3-0 lead before Alabama answered with the next 10 points behind a 47-yard field goal from Adam Griffith and a 15-yard touchdown run by T.J. Yeldon for a 10-3 Tide advantage.

Trickett was sharp for most of the day and brought the Mountaineers back to tie the game at 10-10, when he hit White for a 19-yard scoring toss. The final 2:00 of the half was a flurry of action as Alabama regained the lead with 1:57 left, when Yeldon scored his second touchdown.

However, West Virginia answered right back with a 100-yard kickoff return from Mario Alford to knot the game again at 17-17. The only problem with Alford's score was that he left too much time on the clock (1:31), and Alabama capitalized, taking a 20-17 lead at the half behind a 41-yard field goal from Griffith.

Third quarter action saw the Tide add a Derrick Henry 19-yard touchdown run to open up a 10-point lead at 27-17. WVU answered with a 42-yard Lambert field goal to cut the deficit to seven, 27-20, with 4:59 left in the third. Alabama answered with the final score of the quarter coming at the 1:27 mark as Griffith converted from 27-yards away. Both teams traded field goals to finish the game.

Along with White's impressive numbers for West Virginia, Trickett was strong with 365 yards passing on 29 completions. Wendell Smallwood added 73 yards receiving and Jordan Thompson had five catches for 62 yards.

A trio of defenders led the Mountaineer defense behind Karl Joseph's 18 tackles, followed by 11 stops each from Worley and Nick Kwiatkoski.

2013 | WEST VIRGINIA 24, William & Mary 17 (Morgantown) - New faces made their mark on WVU football for the first time as the Mountaineers won their season and home opener by a 24-17 count over William & Mary.

Charles Sims led all rushers with 120 yards on 23 carries, including an 11-yard touchdown rush for the season's first score. Dreamius Smith added 40 yards rushing, while Wendell Smallwood scored the go-ahead touchdown on a two-yard rush in the fourth quarter.

Ronald Carswell showed his explosiveness with a 69-yard third quarter touchdown reception, and Daikiel Shorts and Devonte Mathis combined for 11 catches for 107 yards. Another pleasant surprise was the punting of Nick O'Toole, a redshirt sophomore, who flipped the field in WVU's favor on four of his five punts. He averaged 50.6 yards per punt with a long of 60 yards.

The Mountaineers took their opening drive 67 yards on eight plays for a 7-0 lead behind Sims' 11-yard touchdown rush. The rest of the first half belonged to William & Mary, tying the game at the 3:28 mark of the first quarter on a Darnell Laws one-yard touchdown reception.

William & Mary took the lead at the 8:56 mark of the second quarter, when quarterback Michael Graham rushed in from five-yards out for a 14-7 Tribe advantage. W&M upped its advantage to 17-7 at the half, when kicker John Carpenter added a 29-yard field goal with just 0:23 left.

The Mountaineers came up with two key scores in the third quarter to tie the game, before heading into the fourth. While the WVU offense fought back to erase a 10-point deficit, the defense came up big in the second half by blanking the Tribe on the scoreboard and holding them to just 108 total yards in the final two quarters of action.

West Virginia's defensive effort was led by Nick Kwiatkoski, Cook and Rowell, who combined for 19 tackles.

Coaching Staff Assignment

- ▶ Here's a breakdown of the WVU coaching staff assignments for the 2015 season:

Ron Crook: OL (Field)
 Damon Cogdell: Assistant DL (Press Box)
 Joe DeForest: Safeties/ST (Field)
 Lonnie Galloway: WR (Field)
 Tony Gibson: DC/LB (Field)
 Brian Mitchell: CB (Press Box)
 Ja'Juan Seider: RB (Field)
 Bruce Tall: DL (Field)

30 Is Enough

- ▶ Dating back to 1980, the Mountaineers hold a 174-17-1 record when scoring 30 or more points in a game. During the 1990s, the Mountaineers were 42-4 when scoring 30 or more points in a contest and were 40-2-1 in the '80s when reaching that mark. WVU is 92-12 since 2000 when scoring 30 points or more in a contest.

Scoring 40 or more Points

- ▶ Under Dana Holgorsen, West Virginia is 14-3 when scoring 40 or more points. Since 2000, the Mountaineers are 46-3 when hitting the 40-point plateau, and WVU is 177-3 all-time when scoring at least 40 points in a game.

Against Ranked Teams

- ▶ Beginning with a 27-0 loss to Fordham on Oct. 18, 1941, West Virginia has played 143 games against nationally ranked teams. Of those, 41 have been Mountaineer victories.
- ▶ Since 2001, WVU has posted 19 victories over ranked teams.

WVU vs. 2015 Slate

- ▶ West Virginia owns a 49-42-2 record against its 2015 opponents.
- ▶ The Mountaineers have winning records over Baylor, Iowa State, Kansas, Maryland, Oklahoma State and Towson and are even in their series with TCU, Texas and Texas Tech.

2015 Opponent Series Record

Baylor.....	2-1
Georgia Southern.....	First Meeting
Iowa State.....	2-1
Kansas.....	3-1
Kansas State.....	1-4
Liberty.....	1-0
Maryland.....	27-22-2
Oklahoma.....	2-5
Oklahoma State.....	5-2
Texas.....	2-2
TCU.....	2-2
Texas Tech.....	2-2

Fifth Year Seniors

- ▶ Eight Mountaineers on the 2015 team have already earned their bachelor's degree and are attending graduate school heading into this season: Jared Barber (LB), Isaiah Bruce (LB), Terrell Chestnut (CB), Skyler Howard (QB), Nick Kwiatkoski (LB), KJ Myers (WR), Jordan Thompson (WR) and Stone Underwood (OL).



WVU Rankings (2014 Rankings)

	NCAA	Big 12
Scoring Offense	34	5
Rushing Offense	43	4
Scoring Defense	72	6
Rushing Defense	63	7
Passing Offense	9	4
Total Offense	12	4
Passes Had Intercepted	41	3
Pass Defense	71	3
Total Defense	66	6
Kickoff Returns	16	1
Punt Returns	124	10
Net Punting	72	9
Passing Efficiency	33	4
Turnover Margin	119	10
Interceptions	54	7
Pass Eff. Defense	28	3
First Downs	11	2
First Down Defense	55	4
Third Down Conv.	45	5
Opponent Third Down	9	2
Fourth Down Conv.	86	7
Opponent Fourth Down	12	2
Sacks By	99	8
Sacks Against	85	9
Tackles for Loss	47	5
Tackles for Loss Allowed	101	9
Penalties	95	8
Possession Time	59	5
Punt Return Defense	119	10
Kickoff Return Defense	92	5
Turnovers Gained	113	9
Fumbles Gained	124	10
Red Zone Offense	83	7
Red Zone Defense	85	6

Overtime Games

- ▶ The 52-44 three-overtime loss to Iowa State in 2013 marked the 13th overtime game in West Virginia history. The Mountaineers own a 6-7 record in overtime games.
- ▶ West Virginia played its first overtime game against Pitt in 1997, dropping a three-overtime thriller, 41-38.

Overtime Games

Nov. 30, 2013	Iowa State 52, WVU 44, 3OT
Nov. 9, 2013	Texas 47, WVU 40, OT
Nov. 2, 2013	WVU 30, TCU 27, OT
Nov. 3, 2012	TCU 39, WVU 38, 2OT
Oct. 29, 2010	UConn 16, WVU 13, OT
Sept. 10, 2010	WVU 24, Marshall 21, OT
Nov. 8, 2008	Cincinnati 26, WVU 23, OT
Sept. 18, 2008	Colorado 17, WVU 14, OT
Dec. 2, 2006	WVU 41, Rutgers 39, 3OT
Oct. 15, 2005	WVU 46, Louisville 44, 3OT
Sept. 18, 2004	WVU 19, Maryland 16, OT
Nov. 11, 2000	WVU 31, Rutgers 24, 2OT
Nov. 28, 1997	Pitt 41, WVU 38, 3OT

WVU's Record When Wearing ... (since 2001)

Blue Jersey - Gold Pants: 27-9
Blue Jersey - White Pants: 6-5
Blue Jersey - Blue Pants: 23-8
White Jersey - Gold Pants: 11-9
White Jersey - White Pants: 18-15
White Jersey - Blue Pants: 16-8
Gold Jersey - Blue Pants: 7-1
Gold Jersey - Gold Pants: 5-3
Gold Jersey - White Pants: 3-1
Gold Jersey - Gray Pants: 0-1
Gray Jersey - Gray Pants: 1-0
Nike Pro Combat Uniforms: 1-1



Adam PANKEY

Christian BROWN

Season Openers Under Holgorsen (continued)

2012 | No. 11 WEST VIRGINIA 69, Marshall 34 (Morgantown) - Quarterback Geno Smith started his senior season in spectacular fashion, hitting 32-of-36 passes for 323 yards and four TDs, while adding a 28-yard rushing score.

The Mountaineers started fast and never looked back, jumping out to a 13-0 lead in the first quarter on Smith's 32-yard touchdown toss to Stedman Bailey and Shawne Alston's three-yard rush.

Marshall cut the deficit to 13-7 at the 11:16 mark of the second quarter, when running back Travon Van scored from four-yards out to cap a 14-play, 98-yard drive for the Thundering Herd. However, the rest of the half belonged to West Virginia. The Mountaineers outscored the Herd 21-3 in the final 11 minutes of the first half to take a 34-10 lead into the locker room.

Aside from Smith's sparkling numbers, several Mountaineers posted impressive performances. Alston finished with 123 yards rushing and two scores, Buie totaled 80 yards on the ground and one score, Austin caught 10 passes for 53 yards to go along with a 70-yard run, and Bailey finished with nine catches for 104 yards. In his Mountaineer debut, Isaiah Bruce finished with 16 tackles and the fumble return for a score, while fellow linebacker Doug Rigg had one interception for a 46-yard return. Linebacker Terence Garvin also was strong with 12 tackles, one sack, two TFL and forced the fumble that Bruce returned for the touchdown.

Final statistics showed West Virginia with 331 yards rushing and 324 passing for 655 yards of total offense. Marshall totaled 132 yards on the ground and 413 in the air for 545 yards of total offense.

2011 | No. 24 WEST VIRGINIA 34, Marshall 13 (Morgantown) - In a bizarre evening in the Mountain State, Dana Holgorsen's debut as West Virginia's 33rd head football coach got off to a winning start with a 34-13 victory over Marshall.

With West Virginia leading 27-13 at the 4:59 mark of the third quarter, both teams had to leave the field and seating area as Milan Puskar Stadium was evacuated due to severe rain and lightning. After a three hour and three minute delay, the game resumed until the 14:36 mark of the fourth quarter, when lightning forced the teams off the field again. Both delays totaled four hours and 22 minutes, before it ended with WVU earning the win.

West Virginia was led by quarterback Geno Smith, who passed for 249 yards on 26 completions and two touchdowns. Stedman Bailey hauled in five catches for 76 yards, while Najee Goode led all tacklers with seven.

Statistics for the shortened contest showed West Virginia with 42 yards rushing and 249 passing for 291 yards of total offense. Marshall finished with 72 yards on the ground and 115 in the air for 187 yards of offense.



2015 Mountaineer Preseason Honors

Dravon Askew-Henry

Big 12 All-Conference Third Team (Phil Steele)

Terrell Chestnut

Danny Wuerffel Trophy Watch List

Shelton Gibson

Big 12 All-Conference Fourth Team Kick Returner (Phil Steele)

Karl Joseph

Second Team All-American (Phil Steele)

Second Team All-American (Lindy's)

Second Team All-American (Sporting News)

Bednarik Award Watch List

Bronko Nagurski Award Watch List

Jim Thorpe Award Watch List

Big 12 All-Conference First Team (Athlon's)

Big 12 All-Conference First Team (ESPN)

Big 12 All-Conference First Team (Sporting News)

Big 12 All-Conference First Team (Lindy's)

Big 12 All-Conference First Team (Phil Steele)

No. 1 on player's list for top safeties (Lindy's)

No. 2 on top draft eligible strong safeties (Phil Steele)

No. 2 on top draft eligible strong safeties (Lindy's)

Nick Kwiatkoski

Rotary Lombardi Award Watch List

Big 12 All-Conference First Team (Athlon's)

Big 12 All-Conference First Team (ESPN)

Big 12 All-Conference First Team (Sporting News)

Big 12 All-Conference First Team (Phil Steele)

Big 12 All-Conference Second Team (Lindy's)

No. 8 on top draft eligible Inside Linebackers (Phil Steele)

No. 14 on player's list for top outside linebackers (Lindy's)

Josh Lambert

Fourth Team All-American (Phil Steele)

Lou Groza Award Watch List

No. 3 on player's list for top kickers (Lindy's)

Big 12 All-Conference First Team (Athlon's)

Big 12 All-Conference First Team (ESPN)

Big 12 All-Conference First Team (Sporting News)

Big 12 All-Conference First Team (Phil Steele)

Big 12 All-Conference First Team (Lindy's)

No. 4 on top draft eligible kickers (Phil Steele)

No. 10 on top draft eligible kickers (Lindy's)

Named "Best Under Pressure" (Sporting News)

Tyler Orlosky

Big 12 All-Conference First Team (Sporting News)

Big 12 All-Conference Second Team (Phil Steele)

Big 12 All-Conference Second Team (Athlon's)

Outland Trophy Watch List

Rimington Trophy Watch List

Nick O'Toole

Big 12 All-Conference First Team (Athlon's)

Big 12 All-Conference First Team (ESPN)

Big 12 All-Conference First Team (Lindy's)

Big 12 All-Conference Third Team (Phil Steele)

Adam Pankey

Big 12 All-Conference Second Team (Lindy's)

Big 12 All-Conference Third Team (Athlon's)

Kyle Rose

Big 12 All-Conference Third Team (Phil Steele)

2015 Season Promotions

In addition to halftime fireworks in the season opener against Georgia Southern, sponsored by United Bank, here are some of the other promotions planned throughout the year: Next week's game against Liberty is a Family Day. Fans can buy four tickets and get a \$25 voucher for \$150. All fans are encouraged to wear gold for the Gold Rush game on Sept. 26 game against Maryland.

Also, the WVU Sports Hall of Fame will induct its 25th class, which includes Hall of Fame coach Bobby Bowden, prior to the Maryland game. Homecoming on Oct. 10 against Oklahoma State is the Stripe the Stadium game, and the Nov. 14 game against Texas is True Blue.

Rushel Shell

Big 12 All-Conference Third Team (Athlon's)

Big 12 All-Conference Third Team (Phil Steele)

No. 32 on top draft eligible running backs (Phil Steele)

Wendell Smallwood

Big 12 All-Conference Fourth Team (Phil Steele)

Jordan Thompson

Big 12 All-Conference Third Team wide receiver (Athlon's)

Big 12 All-Conference Third Team punt returner (Phil Steele)

Daryl Worley

Big 12 All-Conference First Team (Athlon's)

Big 12 All-Conference First Team (ESPN)

Weekly Media Planner (Monday, Aug. 31 - Sunday, Sept. 6)

Mon (31)

Big 12 football conference call - 11:40 a.m. - 11:50 a.m.

Tue (1)

Dana Holgorsen Media Conference - 12 p.m. (Team Room)

Football Player/Assistant Coach Interviews
Puskar Team Room
12:30 p.m.

WXC vs. WVU Open
TBA

Wed (2)

Thu (3)

Dana Holgorsen Statewide Radio Show
7 p.m. (Kegler's)

Fri (4)

MSOC at Michigan
4 p.m.

WSOC vs. Penn State
7 p.m.

VB vs. Eastern Michigan
4:30 p.m.
Indianapolis, Ind.

Sat (5)

FB vs. Ga. Southern
7:30 p.m., Root Sports

VB vs. Charlotte
10 a.m.
Indianapolis, Ind.
vs. IUPUI
6:30 p.m.

Sun (6)

WSOC vs. Villanova
1 p.m.



On Network Television

- ▶ The Fox Sports Net telecast of the WVU Georgia Southern marks the 213th network television game for West Virginia. All-time WVU is 106-105-1 in nationally televised games.

Most Total Wins Over The Last 13 Years (2003-15)

Rk.	School	Wins
1.	Boise State	137
2.	Oklahoma	125
3.	LSU	124
4.	USC	122
5.	Oregon	119
6.	Ohio State	117
7.	TCU	116
8.	Georgia	115
	Wisconsin	115
10.	Virginia Tech	114
11.	Texas	113
12.	Florida	109
13.	Auburn	108
14.	Northern Illinois	106
15.	Utah	105
16.	West Virginia	104
	Nebraska	104
18.	BYU	103

Best Winning Percentage Away From Home (Road or Neutral) Over The Last 13 Years (2003-15)

Rk.	School	W-L	Winning %
1.	USC	62-18	.775
2.	Boise State	60-19	.759
3.	Texas	58-20	.744
4.	Ohio State	42-16	.724
5.	TCU	55-22	.714
6.	LSU	51-22	.699
7.	Oregon	52-25	.675
8.	Oklahoma	50-26	.658
9.	Georgia	52-28	.650
10.	Florida	47-30	.610
11.	Navy	50-33	.602
12.	Virginia Tech	48-32	.600
13.	West Virginia	43-29	.597
14.	Auburn	36-29	.554
15.	Boston College	39-36	.520

Best Home Winning Percentage Over The Last 13 Years (2003-15)

Rk.	School	W-L	Winning %
1.	Boise State	74-3	.961
2.	Ohio State	78-8	.907
3.	Oklahoma	68-8	.895
4.	Wisconsin	72-10	.878
5.	LSU	75-11	.872
6.	Georgia	58-11	.841
	USC	62-12	.838
8.	TCU	62-13	.827
9.	Virginia Tech	62-14	.816
10.	Florida	63-17	.788
11.	West Virginia	59-19	.756
12.	Texas	57-19	.750
13.	Troy	44-16	.733
14.	Iowa	52-19	.732
15.	Texas Tech	55-22	.714



SklyerHOWARD

WendellSMALLWOOD

West Virginia OFFENSE

- ▶ West Virginia returns 10 players on offense who started at least one game in 2014, led by offensive linemen Marquis Lucas, Tyler Orlosky and Adam Pankey, who each started every game a season ago
- ▶ Other returners with starting experience from last season include WR Jordan Thompson (9), RB Wendell Smallwood (9), RB Rushel Shell (8), TE/HB Cody Clay (7), WR Daikiel Shorts (4) QB Sklyer Howard (2) and OL Tony Matteo (1)
- ▶ A total of 117 career starts return on offense, including 47 from offensive linemen, 15 from wide receivers, 31 from running backs, 22 from tight end/halfbacks and two from quarterbacks
- ▶ WVU returns 36 more player career starts on offense (117) in 2015 than in 2014 (81)
- ▶ In total, the Mountaineers return 17 letterwinners on offense in 2015, while losing 11
- ▶ WVU's offensive roster includes 14 true freshman, 13 redshirt freshman, eight redshirt sophomores, three juniors, eight redshirt juniors, one senior and five redshirt seniors
- ▶ The Mountaineer offense is averaging 37.5 points per game in season openers under coach Dana Holgorsen (3-1).
- ▶ In 2014, WVU ranked No. 9 nationally with 317.0 passing yards per game, No. 11 in first down offense (337 first downs), No. 12 in total offense (499.8) and No. 34 in scoring offense (33.5)
- ▶ WVU finished the 2014 season with 337 offensive first downs, the most in a single season in program history
- ▶ West Virginia had at least 20 offensive first downs in every game in 2014 but one, including at least 30 first downs in three games.
- ▶ Returning Mountaineer running backs accounted for 1,514 of WVU's 2,376 (64%) rushing yards in 2014
- ▶ Howard returns as the starting quarterback in 2015 after appearing in four games and making two starts a season ago
- ▶ The Mountaineer offense ran 1,097 plays in 2014, averaging 84.4 plays per game

- ▶ The top games for amount of plays during the Holgorsen era:

- 108 - Maryland (2014)
- 96 - Towson (2014)
- 94 - Texas Tech (2014)
- 91 - Texas Tech (2012)
- 91 - Oklahoma State (2012)
- 90 - Texas (2014)
- 90 - Oklahoma State (2013)
- 90 - TCU (2012)

- ▶ The top games for total first downs in school history:

- 36 - Washington & Lee (1923)
- 35 - Syracuse (1993)
- 34 - Colorado State (1980)
- 33 - Maryland (2014)
- 33 - Towson (2014)
- 33 - Baylor (2014)
- 33 - Baylor (2012)

- ▶ When WVU has passed for 250 or more yards over the past 10 years, its record is 27-18 and 48-29 when passing for 200 or more yards.

300 or More Yards Passing (Last 10 years)

656	Baylor (2012)	70-63/W
511	Maryland (2014)	40-37/W
469	Connecticut (2011)	43-16/W
463	LSU (2011)	21-47/L
448	James Madison (2012)	42-12/W
431	Norfolk State (2011)	55-12/W
410	Louisville (2011)	35-28/L
407	Kansas (2012)	59-10/W
407	Clemson (2011)	70-33/W
401	Oklahoma State (2012)	55-34/L
388	at Maryland (2011)	37-31/W
376	Oklahoma (2014)	45-33/L
372	at Cincinnati (2011)	24-21/W
365	vs. Alabama (2014)	33-23/L
359	Georgia State (2013)	41-7/W
355	Towson (2014)	54-0/W
356	Iowa State (2013)	44-52/L
352	Rutgers (2010)	35-10/W
346	Texas A&M (2014)	45-37/L
338	Maryland (2012)	31-21/W
338	at Syracuse (2011)	49-23/L
334	East Carolina (2009)	35-20/W
332	North Carolina (2008)	31-30/W
323	Marshall (2012)	69-34/W
322	Baylor (2014)	41-27/W
320	Oklahoma (2012)	50-49/L
316	Marshall (2010)	24-21/W (OT)
310	Kansas State (2012)	26-20/L
302	Kansas (2014)	33-14/W
302	Auburn (2009)	30-41/L
301	Texas Tech (2014)	37-34/W

Bold = Holgorsen Era



TylerORLOSKY

DaikielSHORTS JR.

West Virginia OFFENSE

- ▶ In the Holgorsen era, WVU has thrown for 300 or more yards 29 times, 400 or more 10 times and 500 or more twice
- ▶ Since 2000, WVU has thrown for 300 or more yards 38 times, 400 or more 10 times and 500 or more twice
- ▶ Three running backs return with playing experience from last year's roster: Shell, Smallwood and Elijah Wellman
- ▶ Shell recorded 788 rushing yards and seven touchdowns a year ago to lead WVU, and Smallwood finished with 722 yards and two touchdowns
- ▶ Five wide receivers return this season with game experience
- ▶ Thompson is the top returning receiver on this year's team, finishing with 49 catches for 598 yards and two touchdowns
- ▶ Shorts finished with 24 catches for 346 yards and two touchdowns, Shelton Gibson had four catches for 60 yards and Vernon Davis had two catches for 38 yards

- ▶ Seven offensive linemen return with game experience from last year's team
- ▶ Lucas, Orlosky and Pankey saw action on more than 1,000 offensive plays in 2014
- ▶ Kyle Bosch, a transfer from Michigan, is a redshirt sophomore who is eligible in 2015 and is battling for the starting job at right guard
- ▶ Grant Lingafelter (LG), Stone Underwood (C), Tony Matteo (RG) and Marcell Lazard (RT) saw action in 2014 and looks to add depth
- ▶ Orlosky is on the watch lists for the Rimington Trophy, signifying the top center in the nation and the Outland Trophy, the nation's best lineman
- ▶ Howard is on the watch list for the Earl Campbell/Tyler Rose Award, signifying the top offensive player from the state of Texas or playing at a school in the state of Texas

2014 Home and Away

Rushing	Att-Yds-Avg	Avg/Gm
Home (3-3)	275-1,095-4.0	182.5
Away (4-3)	288-1,281-4.4	183.0
Passing	Comp-Att-Yds-TD-Int	Avg/Gm
Home (3-3)	148-231-1,827-11-8	304.5
Away (4-3)	192-303-2,294-15-2	327.7
Total Offense	Rush-Pass-Total	Avg/Gm
Home (3-3)	1,095-1,827-2,922	487.0
Away (4-3)	1,281-2,294-3,575	510.7
Rush Defense	Att-Yds-Avg	Avg/Gm
Home (3-3)	222-727-3.3	121.2
Away (4-3)	280-1,459-5.2	208.4
Pass Defense	Comp-Att-Yds-TD-Int	Avg/Gm
Home (3-3)	88-183-1,189-5-3	198.2
Away (4-3)	153-272-1,817-13-9	259.6
Total Defense	Rush-Pass-Total	Avg/Gm
Home (3-3)	727-1,189-1,916	319.3
Away (4-3)	1,459-1,817-3,276	468.0

Scoring 20 or more in a quarter

- ▶ West Virginia scored 20 points in the first quarter against Texas A&M, marking the third time in 2014 in which WVU scored at least 20 points in a quarter.
- ▶ WVU has scored 20 or more points in a quarter 48 times since 2001 and has done it in two quarters of a game eight different times.

Game	Year	Points	Quarter
Texas A&M	2014	20	1st
Iowa State	2014	20	2nd
Towson	2014	21	2nd
Baylor	2013	21	4th
Georgia State	2013	21	4th
Kansas	2012	21	2nd
TCU	2012	21	2nd
Baylor	2012	21	3rd
Baylor	2012	21	2nd
James Madison	2012	21	1st
Marshall	2012	21	3rd
Marshall	2012	21	2nd
vs. Clemson	2011	35	2nd
Connecticut	2011	23	3rd
Bowling Green	2011	21	2nd
Norfolk State	2011	28	3rd
UNLV	2010	21	1st
Auburn	2009	21	1st
North Carolina	2008	21	1st
Louisville	2008	21	3rd
UConn	2008	21	3rd
UConn	2007	21	4th
UConn	2007	21	3rd
Miss. State	2007	28	1st
at Marshall	2007	21	3rd
at Marshall	2007	21	4th
W. Michigan	2007	21	3rd
vs. Ga. Tech	2006	21	3rd
Cincinnati	2006	21	2nd
Cincinnati	2006	21	3rd
Syracuse	2006	21	3rd
at Miss. State	2006	21	4th
Maryland	2006	21	1st
vs. Georgia	2005	21	1st
Pitt	2005	21	4th
UConn	2005	21	2nd
at Maryland	2005	24	4th
James Madison	2004	21	2nd
East Carolina	2004	28	2nd
Temple	2003	21	1st
at East Carolina	2003	20	2nd
at East Carolina	2003	21	3rd
at Temple	2002	21	1st
UT-Chattanooga	2002	21	2nd
UT-Chattanooga	2002	21	4th
Rutgers	2001	28	1st
Rutgers	2001	31	2nd
Kent State	2001	21	3rd



Kyle ROSE

KJDILLON

West Virginia DEFENSE

- ▶ WVU's defensive roster includes 10 true freshman, five redshirt freshman, four sophomores, seven redshirt sophomores, six juniors, seven redshirt juniors, six seniors and six redshirt seniors
- ▶ West Virginia returns 12 players on offense who started at least one game in 2014, led by Dravon Askew-Henry, Karl Joseph, Nick Kwiatkoski, Noble Nwachukwu and Kyle Rose, who each started every game a season ago
- ▶ Other returners with starting experience from last season include CB Terrell Chestnut (12), S KJ Dillon (12), CB Daryl Worley (11), Ed Muldrow (8) and LB Shaq Petteway (1)
- ▶ WVU returns 115 more player career starts on defense (204) in 2015 than in 2014 (90)
- ▶ West Virginia returns 24 letterwinners on defense and lost seven
- ▶ A total of 204 career starts return on defense, including 38 from defensive linemen, 66 from the linebackers, 32 from the cornerbacks and 68 from the safeties
- ▶ Joseph led the 2014 defense, seeing action on 947 defensive plays and has saw action on more than 3,000 plays in his career
- ▶ Dillon and Askew-Henry logged in more than 900 defensive plays in 2014 and five players saw action on more than 600 plays
- ▶ WVU returns four of its five top tackles from 2014 and nine of the top 10
- ▶ The West Virginia defense allowed one second-half passing touchdown all season and it came in game 13
- ▶ In 2014, WVU ranked No. 2 in the Big 12 and No. 9 nationally, holding opponents to a combined 65-of-207 (31.4%) on third downs
- ▶ Since 2000, the Mountaineers have produced 36 defensive touchdowns and had defensive touchdowns in three of their last six games to end the 2014 season
- ▶ West Virginia forced 63 three-and-outs in 2014 on 188 drives (34%), averaging 4.85 per game, No. 15 nationally
- ▶ In 2014, WVU only allowed its opponents in the red zone 41 times in 13 games
- ▶ Kwiatkoski returns after leading WVU in tackles for the past two years, including 103 in 2014.

- ▶ Kwiatkoski was named preseason All-Big 12 Conference and was named to the Rotary Lombardi Award Watch List
- ▶ Kwiatkoski led WVU with 11.5 tackles for loss and Joseph finished with a team-leading three forced fumbles
- ▶ Joseph has 193 career solo stops, the 13th most in school history.
- ▶ Joseph started all 38 games in which he has played at WVU, leading WVU in career starts
- ▶ Joseph was named to the preseason Big 12 All-Conference team, several preseason All-American teams and to the Bednarik, Nagurski and Thorpe Award Watch Lists
- ▶ Joseph has forced eight fumbles during his WVU career, tying him for second on the school's list
- ▶ Dillon and Worley tied for the team lead with three interceptions and Askew-Henry finished with two
- ▶ Dillon tied for the team lead with seven pass breakups in 13 games played

West Virginia SPECIAL TEAMS

- ▶ John DePalma (LS), Josh Lambert (K) and Nick O'Toole (P) return in 2015 to lead the WVU special teams
- ▶ Josh Lambert was a Lou Groza Award finalist
- ▶ Lambert holds the NCAA record for most field goals made of 40 yards or more in a season (16)
- ▶ Lambert tied the NCAA season record in 2014 for most contests with multiple field goals made in a game (10) and tied the mark for most with three field goals made in a game (6)
- ▶ Lambert was the No. 2 kicker in the nation in scoring (135) in 2014
- ▶ Lambert had the most field goals made nationally in 2014 (30)
- ▶ Lambert finished No. 1 in the Big 12 and No. 1 nationally in field goals made per game in 2014
- ▶ Lambert ranked No. 5 in the Big 12 in field goal percentage (.769) last season.

Pronunciation Guide

LAST NAMES

Arndt (Darren/Justin).....	like Yarn-dt
Cajuste (Yodny).....	ka-JUST
Chugunov (Chris).....	chug-uh-nov
DePalma (John).....	da-Palm-uh
Durante (Jovon).....	duh-rant
Funderburke (DaeJuan).....	like Thunder-burk
Gross (Marvin).....	Grose
Kwiatkoski (Nick).....	quit - a - Cowski
Kyeremeh (Nana).....	Ky-rum
Lazard (Marcell).....	Lah-zard
Levine (Scott).....	La-Veen
Maduewesi (CJ).....	mad-do-a-wessy
Matteo (Tony).....	muh-TAY-O
Nwachukwu (Noble).....	wah-Chew-coo
Orlosky (Tyler).....	or-Losk-E
Pegues (Xavier).....	pah-Geese
Petteway (Shaq).....	Pet-a-way
Rumph (Rick).....	rumf
Seider (Ja'Shaun).....	Sy-der
Sharif (Khairi).....	share-EEF

FIRST NAMES

Amanii (Brown).....	ah-mon-E
Daikiel (Shorts).....	da-Keel
DaJuan (Funderburke).....	Dah-juan
Deamonte (Lindsay).....	Dee-a-monty
Dontae (Angus).....	Don-tay
Dravon (Henry).....	Dray-vaughn
Hodari (Christian).....	hoe-Darr-E
Jaleel (Fields).....	jah-leel
Ja'Shaun (Seider).....	Ja-Shaun
Jovon (Durante).....	Joe-vaughn
Ka'Raun (White).....	Cah-Ron
Khairi (Shariff).....	ka-harr-E
Koi (Turner).....	Koy
Rasul (Douglas).....	Ra-sewell
Rushel (Shell).....	rush-ell
Tyrek (Cole).....	tie-Reek
Wendell (Smallwood).....	when-Dell
Xavier (Pegues).....	X-zay-vee-err

Online Pronunciation Guide

- ▶ A pronunciation guide provided by TheNameEngine.com also can be found at WVUsports.com on the football roster page. To hear a pronunciation of these names, click on the ear icon beside the name and a correct pronunciation will be provided.

- ▶ Lambert ranked No. 8 nationally in scoring (10.2), No. 2 in Big 12 scoring and No. 2 in Big 12 scoring by kickers in 2014.
- ▶ Lambert led WVU in scoring last season with 135 points, which was a WVU single-season record for scoring by kickers.
- ▶ Lambert had four field goals in 2014 of 50 plus yards and five for his career, setting a school record for season and career
- ▶ Lambert's career-long 55-yard field goal at Texas Tech was his second game-winner of 2014 and third of his career. The kick tied Paul Woodside's school record and marked the longest road field goal in school history
- ▶ In 2014, Nick O'Toole ranked No. 6 in the Big 12 in punting and No. 54 nationally.
- ▶ O'Toole's high average on the year was 45.4 yards vs. TCU.
- ▶ O'Toole placed 24 punts inside the 20 and had 11 punts of 50 yards or more



West Virginia Top Offensive Performances

Mountaineer Top Rushing Marks

1.	569	Washington & Lee	November 10, 1923
2.	536	East Carolina	September 28, 2002
3.	517	Connecticut	November 24, 2007
4.	478	East Carolina	September 4, 2004
5.	457	Syracuse	October 14, 2006
6.	458	Oklahoma	November 17, 2012
7.	451	Pitt	November 24, 2005
8.	446	Syracuse	October 30, 1993
	446	Rutgers	November 3, 2001
10.	437	Pitt	November 16, 2006
11.	427	Cincinnati	October 17, 1987
12.	397	East Carolina	September 22, 2007
13.	394	Eastern Washington	September 9, 2006
14.	382	Georgia	January 2, 2006
15.	379	Washington & Lee	November 10, 1923
	379	East Carolina	November 7, 1992
17.	378	Pitt	September 29, 1990
18.	376	West Virginia Wesleyan	October 1, 1938
	376	Louisville	November 22, 2008
20.	370	Cincinnati	October 21, 1989

Mountaineer Top Passing Marks

1.	656	Baylor	September 29, 2012
2.	511	Maryland	September 13, 2014
3.	469	UConn	October 8, 2011
4.	463	LSU	September 24, 2011
5.	452	Missouri	December 26, 1998
6.	448	James Madison	September 15, 2012
7.	431	Norfolk State	September 10, 2011
8.	416	Pitt	September 28, 1968
9.	410	Louisville	November 5, 2011

10.	409	Pitt	November 27, 1998
11.	407	Kansas	December 1, 2012
	407	Clemson	January 4, 2012
13.	401	Oklahoma State	November 10, 2012
14.	396	Pitt	October 15, 1994
15.	390	Purdue	September 2, 1995
16.	388	Maryland	September 17, 2011
17.	380	Miami	October 24, 1998
18.	376	Oklahoma	September 20, 2014
19.	372	Cincinnati	November 12, 2011
20.	371	Rutgers	November 9, 1996
21.	365	Boston College	October 5, 1996
	365	Alabama	August 31, 2014

Mountaineer Top Total Offense Marks

1.	807	Baylor	September 29, 2012
2.	778	Oklahoma	November 17, 2012
3.	694	Maryland	September 13, 2014
4.	674	Washington & Lee	November 10, 1923
5.	655	Marshall	September 1, 2012
6.	654	Syracuse	October 30, 1993
7.	647	Kansas	December 1, 2012
8.	643	Bowling Green	October 1, 2011
9.	641	Pitt	October 2, 1965
	641	Pitt	November 16, 2006
11.	627	Rutgers	November 3, 2001
12.	624	Connecticut	November 24, 2007
13.	623	Pitt	November 27, 1999
14.	621	East Carolina	September 4, 2004
15.	614	Temple	November 13, 1993
16.	606	Towson	September 6, 2014
17.	604	Georgia State	September 14, 2013

Charting Mountaineer Players of the Week

Game	O-Champ	D-Champ	ST-Champ	O-Scout	D-Scout	Big 12
Georgia Southern						
Liberty						
Maryland						
at Oklahoma						
Oklahoma State						
at Baylor						
at TCU						
Texas Tech						
Texas						
at Kansas						
Iowa State						
at Kansas State						

West Virginia Bests

Rushing Yards569 vs. Washington & Lee 1923
Passing Yards656 vs. Baylor 2012
Total Yards807 vs. Baylor 2012
Total First Downs36 vs. Washington & Lee 1923
Low Rushing Yards All30 vs. Florida 1981
Low Passing Yards All0 vs. Pitt 1981
Low Total Yards Allowed14 vs. Maryland 1919
Fewest First Downs All0 vs. Maryland 1919
Longest TD run96 vs. N. Illinois 1986
Longest Non-TD Run79 vs. Louisville 2008
Longest TD Reception96 vs. Penn State 1973
Longest Non-TD Reception84 vs. Miami 2003
Points (Game)92 vs. Marshall 1916
Victory Margin89 vs. Geneva 1951

West Virginia Bests - 2010 Decade

Rushing Yards458 vs. Oklahoma '12
Passing Yards659 vs. Baylor '12
Total Yards807 vs. Baylor '12
Total First Downs33 vs 4 teams, latest Baylor '14
First Downs Rushing19 vs. Cincinnati '10
First Downs Passing23 vs. LSU '11
Low Rushing Yards All10 vs. Maryland '10
Low Passing Yards All61 vs. Kansas '13
Low Total Yards Allowed122 vs. Towson '14
Fewest First Downs All7 vs. Towson '14
Fewest 1st Downs Rushing All0 vs. Kansas St. '14
Fewest 1st Downs Passing All2 vs. Kansas '13
Longest TD run80 vs. Rutgers '11
Longest Non-TD Run70 vs. Marshall '12
Longest TD Reception87 vs. Baylor '12
Longest Non-TD Reception75 vs. Okla. St. '12
Points (Game)70 vs. Clemson '11, Baylor '12
Points (Half)49 vs. Clemson '11 (First Half)
Points (Qtr)35 vs. Clemson '11 (Second)
Victory Margin54 vs. Towson '14

West Virginia Bests - Holgorsen Era

Rushing Yards458 vs. Oklahoma '12
Passing Yards656 vs. Baylor '12
Total Yards807 vs. Baylor '12
Total First Downs33 vs. 4 teams, latest Baylor '14
First Downs Rushing15 vs. Bowling Green '11
First Downs Passing23 vs. LSU '11
Low Rushing Allowed1 vs. Kansas State '14
Low Passing Yards Allowed61 vs. Kansas '13
Low Total Yards Allowed122 vs. Towson '14
Fewest 1st Downs Allowed7 vs. Towson '14
Fewest 1st Downs Rushing All0 vs. Kansas St. '14
Fewest 1st Downs Passing All2 vs. Kansas '13
Longest TD run80 vs. Rutgers '11
Longest Non-TD Run70 vs. Marshall '12
Longest TD Reception87 vs. Baylor '12
Longest Non-TD Reception75 vs. Okla. St. '12
Points (Game)70 vs. Clemson '11, Baylor '12
Points (Half)49 (First Half) vs. Clemson '11
Points (Qtr)35 (Second) vs. Clemson '11
Victory Margin54 vs. Towson '14

2015 Big 12 Standings

	Big 12	Pct.	Overall	Pct.
Baylor	0-0	.000	0-0	.000
Iowa State	0-0	.000	0-0	.000
Kansas	0-0	.000	0-0	.000
Kansas State	0-0	.000	0-0	.000
Oklahoma	0-0	.000	0-0	.000
Oklahoma State	0-0	.000	0-0	.000
TCU	0-0	.000	0-0	.000
Texas	0-0	.000	0-0	.000
Texas Tech	0-0	.000	0-0	.000
West Virginia	0-0	.000	0-0	.000



TerrellCHESTNUT

DravonASKEW-HENRY

Special Teams/Defensive Touchdowns Since 2000

- 2014**
KJ Dillon 35 interception return vs. Texas A&M
Terrell Chestnut 35 fumble recovery vs. TCU
Dravon Henry 52 interception return at Oklahoma State
Mario Alford 94 kickoff return vs. Kansas
Mario Alford 100 kickoff return vs. Alabama
- 2013**
Karl Joseph 38 fumble return vs. Iowa State
Karl Joseph 0 fumble return at Baylor
Darwin Cook 32 interception return at Baylor
Ishmael Banks 58 interception return vs. Oklahoma State
- 2012**
Tavon Austin 76 punt return vs. TCU
Tavon Austin 100 kickoff return vs. Kansas State
Doug Rigg 51 fumble return vs. Maryland
Isaiah Bruce 43 fumble return vs. Marshall
- 2011**
Darwin Cook 99 fumble return vs. Clemson
Pat Miller 52 interception return at USF
Tavon Austin 90 kickoff return at USF
Julian Miller 0 fumble recovery at Cincinnati
Terence Garvin 37 interception return at Maryland
Tavon Austin 100 kickoff return vs. Marshall
- 2009**
Sidney Glover 24 interception return at Rutgers
Tavon Austin 98 kickoff return vs. UConn
- 2008**
Mortty Ivy 29 interception return vs. Villanova
- 2007**
Reed Williams 0 fumble recovery vs. UConn
Eric Wicks 44 fumble return vs. Louisville
Keilen Dykes 19 interception return vs. Syracuse
- 2006**
Vaughn Rivers 50 punt return vs. Mississippi State
Darius Reynaud 96 kickoff return vs. Maryland
- 2005**
Jamilie Addae 40 interception return vs. Pitt
Thandi Smith 1 punt return vs. Rutgers
Antonio Lewis 77 punt return vs. East Carolina
Eric Wicks 31 interception return vs. Syracuse
- 2004**
Mike Lorello 21 interception return vs. Connecticut
Eric Wicks 34 interception return vs. Virginia Tech
Adam Lehnortt 21 fumble return vs. James Madison
Adam Jones 76 punt return vs. East Carolina
- 2003**
Lance Frazier 64 punt return vs. Temple
Adam Jones 47 fumble return vs. Temple
Adam Jones 49 interception return vs. Boston College
Adam Jones 87 kickoff return vs. BC
Joe Hunter 0 punt return vs. UCF
- 2002**
Arthur Harrison 0 fumble recovery vs. East Carolina
Angel Estrada 43 interception return vs. Rutgers
- 2001**
Shawn Terry 100 kickoff return vs. Maryland
Shawn Hackett 10 fumble return vs. Rutgers
Shawn Hackett 50 interception return vs. Rutgers
- 2000**
Grant Wiley 22 interception return vs. Boston College
Shawn Hackett 41 interception return vs. Boston College
Grant Wiley 15 interception return vs. Idaho
Ben Meighan 36 fumble return vs. VT
Shawn Terry 100 kickoff return vs. Syracuse
Bryant 49 interception return vs. Rutgers
Jason Davis 0 fumble return vs. East Carolina
Shawn Terry 89 kickoff return vs. Pitt
Lance Frazier 32 interception return vs. Pitt
Shawn Terry 99 kickoff return vs. Ole Miss

NFL Mountaineers

► There are 25 former Mountaineers on NFL rosters in 2015, playing for 17 different teams.



- Shaq Riddick
- Arizona Cardinals
- Ellis Lankster
- Buffalo Bills
- Ryan Mundy
- Chicago Bears
- Kevin White
- Chicago Bears
- Joe Madsen
- Detroit Lions
- Mario Alford
- Cincinnati Bengals
- Will Clarke
- Cincinnati Bengals
- Adam Jones
- Cincinnati Bengals
- Don Barclay
- Green Bay Packers
- Josh Francis
- Green Bay Packers
- Chris Neild
- Houston Texans
- Pat McAfee
- Indianapolis Colts
- J.T. Thomas
- New York Giants
- Geno Smith
- New York Jets
- Najee Goode
- Philadelphia Eagles
- Terence Garvin
- Pittsburgh Steelers
- Will Johnson
- Pittsburgh Steelers
- Dreamius Smith
- San Diego Chargers
- Mark Glowinski
- Seattle Seahawks
- Bruce Irvin
- Seattle Seahawks
- Tavon Austin
- St. Louis Rams
- Stedman Bailey
- St. Louis Rams
- Charles Sims
- Tampa Bay Buccaneers
- Keith Tandy
- Tampa Bay Buccaneers
- Quinton Spain
- Tennessee Titans

NCAA All-Time Leaders By Victories

Team	Years	Games	Record	Pct.
1. Michigan	135	1,278	915-327-36	.730
2. Notre Dame	126	1,230	880-308-42	.733
3. Texas	122	1,257	879-345-33	.712
4. Ohio State	125	1,244	872-319-53	.722
5. Nebraska	126	1,271	871-360-40	.701
6. Penn State	129	1,264	849-374-41	.688
7. Oklahoma	121	1,217	848-316-53	.719
8. Alabama	120	1,214	847-324-43	.715
9. Tennessee	118	1,227	810-363-53	.682
10. USC	123	1,184	802-327-54	.700
11. Georgia	122	1,239	776-410-54	.648
12. LSU	122	1,205	760-400-47	.650
13. Auburn	123	1,199	731-422-47	.629
14. West Virginia	122	1,239	719-475-45	.598
15. Syracuse	126	1,266	707-511-49	.578

Mountaineer 250-Yard Passing Games



Skyler HOWARD

A/C/Yds	Name	Opponent	Date
26/43/348	Marc Bulger	Pitt	11/28/97
20/45/346	Skyler Howard	Texas A&M	12/29/2014
32/48/346	Marc Bulger	Miami	10/30/99
21/37/341	Bernie Galiffa	Penn State	10/28/72
30/43/338	Geno Smith	Maryland	9/22/2012
24/41/338	Geno Smith	Syracuse	10/21/2011
24/31/334	Jarrett Brown	East Carolina	9/12/2009
16/21/334	Chad Johnston	Rutgers	11/4/95
32/26/332	Pat White	North Carolina	12/27/2008
30/20/331	Marc Bulger	Pitt	11/27/99
32/36/323	Geno Smith	Marshall	9/1/2012
23/35/322	Clint Trickett	Baylor	10/18/2014
17/37/321	Jeff Hostetler	Oklahoma	9/11/82
20/35/320	Geno Smith	Oklahoma	11/17/2012
18/28/320	Allen McCune	Pitt	10/2/65
15/21/318	Brad Lewis	Mississippi	12/28/2000
32/45/316	Geno Smith	Marshall	9/10/2010
20/25/314	Oliver Luck	Temple	11/8/80
18/37/314	Bernie Galiffa	Pitt	11/4/72
20/28/312	Marc Bulger	Boston College	11/21/98
24/50/309	Clint Trickett	Oklahoma State	9/28/2013
21/34/309	Dan Kendra	Villanova	10/29/77
23/41/308	Darren Studstill	Miami, Fla.	10/31/92
20/33/306	Mike Sherwood	East Carolina	11/7/70
20/35/302	Clint Trickett	Kansas	10/4/2014
28/44/301	Clint Trickett	Texas Tech	10/11/2014
13/19/298	Bernie Galiffa	Virginia	9/23/72
15/21/297	Major Harris	Boston College	10/22/88
15/18/296	Allen McCune	William & Mary	9/25/65
20/25/293	Marc Bulger	Maryland	9/19/98
28/45/293	Dan Kendra	Syracuse	11/25/75
17/25/291	Chad Johnston	Missouri	10/1/94
12/20/290	Brad Lewis	East Carolina	11/18/2000
27/34/286	Brad Lewis	Kent State	9/22/2001
21/40/285	Skyler Howard	Iowa State	11/29/2014
19/37/285	Jeff Hostetler	Maryland	9/18/82
17/31/281	Bernie Galiffa	Syracuse	11/20/71
16/30/280	Kevin White	TCU	12/31/84
31/52/279	Brad Lewis	Maryland	9/29/2001
17/28/279	Jeff Hostetler	Rutgers	11/12/83
30/56/278	Geno Smith	Texas Tech	10/13/2012
17/28/274	Darren Studstill	Temple	11/13/93
18/29/273	Jeff Hostetler	Penn State	10/22/83
14/25/271	Rasheed Marshall	Syracuse	11/22/2003
15/19/270	Jake Kelchner	Maryland	9/13/93
12/20/269	Oliver Luck	Colorado State	9/13/80
25/35/268	Geno Smith	Texas	10/6/2012
19/29/268	Geno Smith	Maryland	9/18/2010
25/41/267	Clint Trickett	TCU	11/2/2013
11/18/267	Bernie Galiffa	Syracuse	11/18/72
29/16/266	Marc Bulger	Temple	10/23/99
17/27/265	Oliver Luck	Virginia Tech	10/17/81
32/54/260	Geno Smith	TCU	11/3/2012
16/32/259	Paul Millard	Texas	11/9/2013
13/28/257	Scott McBrien	Pitt	11/24/2000
15/31/257	Marc Bulger	Syracuse	11/7/98
14/20/257	Marc Bulger	Temple	10/10/98
21/32/257	Oliver Luck	East Carolina	10/31/81
17/35/256	Dan Kendra	Boston College	10/16/76
27/43/254	Clint Trickett	Texas Tech	10/19/2013
19/30/254	Richard Longfellow	Boston U.	10/11/58
21/36/253	Marc Bulger	Tulsa	9/26/98
13/31/252	Scott McBrien	Notre Dame	10/21/2000
12/23/250	Major Harris	Pitt	9/30/89
19/37/250	Jeff Hostetler	Penn State	10/23/82

A/C/Yds	Name	Opponent	Date
45/51/656	Geno Smith	Baylor	9/29/2012
37/49/511	Clint Trickett	Maryland	9/13/2014
38/65/463	Geno Smith	LSU	9/24/2011
27/45/450	Geno Smith	Connecticut	10/8/2011
34/50/429	Marc Bulger	Missouri	12/26/98
27/37/416	Mike Sherwood	Pitt	9/28/68
34/39/411	Geno Smith	James Madison	9/15/2012
31/44/410	Geno Smith	Louisville	11/5/2011
26/37/409	Marc Bulger	Pitt	11/27/98
23/24/407	Geno Smith	Kansas	12/1/2012
32/43/407	Geno Smith	Clemson	1/4/2012
16/39/396	Chad Johnston	Pitt	10/15/94
22/35/390	Chad Johnston	Purdue	9/2/95
36/49/388	Geno Smith	Maryland	9/17/2011
32/43/380	Marc Bulger	Miami	10/24/98
25/41/376	Clint Trickett	Oklahoma	9/20/2014
29/43/372	Geno Smith	Cincinnati	11/12/2011
20/34/371	Geno Smith	Norfolk State	9/10/2011
29/45/365	Clint Trickett	Alabama	8/30/2014
36/54/364	Geno Smith	Oklahoma State	11/10/2012
34/48/360	Oliver Luck	Syracuse	11/21/81
25/41/359	Ford Childress	Georgia State	9/14/2013
21/37/356	Clint Trickett	Iowa State	11/30/2012
24/36/354	Marc Bulger	Navy	10/3/98
18/31/354	Chad Johnston	Boston College	10/5/96
23/28/352	Geno Smith	Rutgers	12/4/2010
25/40/353	Marc Bulger	Georgia Tech	12/29/97
35/40/348	Clint Trickett	Towson	9/6/2014



Mountaineer 100-Yard Receivers

Name	Yards/Catches	Team/Year	Name	Yards/Catches	Team/Year
Stedman Bailey	303/13	Baylor/2012	Chris Henry	123/5	UCF/2003
Stedman Bailey	225/14	Oklahoma State/2012	Zach Abraham	122/3	Temple/1994
Kevin White	215/13	Maryland/2014	Tavon Austin	122/11	Maryland/2011
Mario Alford	215/8	Iowa State/2013	Stedman Bailey	121/8	Syracuse/2012
Tavon Austin	215/14	Baylor/2012	Tavon Austin	121/6	Rutgers/2010
Chris Henry	209/6	Syracuse/2003	Ross Herron	121/7	Western Reserve/1950
Pat Greene	205/12	Pitt/1997	Chris Henry	119/4	Rutgers/2004
Stedman Bailey	205/13	Oklahoma/2012	Stedman Bailey	118/8	Louisville/2011
Rahsaan Vanterpool	205/9	Pitt/1994	Chris Henry	118/8	Boston College/2004
David Saunders	191/8	Boston College/1996	Bob Dunlevy	118/4	Syracuse/1965
Calvin Phillips	190/5	Cal-Fullerton/1988	Travis Garvin	117/3	Virginia Tech/2003
Oscar Patrick	190/10	Penn State/1968	Phil Braxton	117/3	Pitt/2000
Shawn Foreman	189/11	Missouri/1998	Antonio Brown	116/8	Kent State/2001
Tavon Austin	187/11	LSU/2011	Stedman Bailey	115/8	LSU/2011
Zach Abraham	180/6	Pitt/1994	Jock Sanders	115/12	Auburn/2009
Tavon Austin	179/13	Maryland/2012	Shawn Foreman	115/5	Pitt/1998
Antonio Brown	179/6	East Carolina/2000	Rahsaan Vanterpool	115/10	Ball State/1994
Stedman Bailey	178/7	Connecticut/2011	Steve Lewis	115/5	California/1978
David Saunders	178/11	Rutgers/1996	Danny Buggs	115/5	Pitt/1972
Chris Henry	176/4	Rutgers/2003	Tom Yeater	115/3	Oregon State/1962
Kevin White	173/10	Oklahoma/2014	J.D. Woods	114/13	Baylor/2012
Stedman Bailey	173/13	James Madison/2012	Calvin Phillips	114/4	Penn State/1988
Mike Baker	172/8	Rutgers/1993	Tavon Austin	113/11	James Madison/2012
Shawn Foreman	164/6	Rutgers/1996	Stedman Bailey	113/8	Maryland/2011
Stedman Bailey	159/11	Kansas/2012	Khori Ivy	113/6	Pitt/1998
Antonio Brown	156/6	Ole Miss/2000	David Saunders	113/7	Syracuse/1996
Shawn Foreman	158/9	Miami/1998	John Talley	113/4	Syracuse/1987
Khori Ivy	155/7	Temple/2000	Oscar Patrick	113/7	Virginia Tech/1968
Shawn Foreman	153/10	Boston College/1997	Oscar Patrick	113/5	Penn State/1967
Rahsaan Vanterpool	152/9	Boston College/1996	Stedman Bailey	112/4	Bowling Green/2011
Willie Drewrey	152/6	TCU/1984	Steve Lewis	112/7	Colorado State/1978
Gary Mullen	152/7	Virginia/1984	Rahsaan Vanterpool	111/3	Louisiana Tech/1994
Danny Buggs	151/6	Illinois/1973	Ed Hill	111/4	Temple/1993
Lovett Purnell	149/8	Purdue/1995	Danny Buggs	111/4	Boston College/1973
David Saunders	149/8	Rutgers/1995	Oscar Patrick	111/7	Villanova/1968
Rich Hollins	148/6	Virginia Tech/1981	Tavon Austin	111/4	Kansas/2012
Rich Hollins	148/8	Maryland/1981	Darius Reynaud	110/5	East Carolina/2006
Reggie Rembert	145/5	Pitt/1989	David Saunders	110/6	Syracuse/1998
Kevin White	143/9	Alabama/2014	Shawn Foreman	110/12	Georgia Tech/1997
Khori Ivy	142/9	Miami/1999	Rahsaan Vanterpool	110/8	Purdue/1996
Cedric Thomas	142/7	Temple/1980	Scott MacDonald	110/5	N.C. State/1975
Darrell Miller	141/8	Virginia/1981	Jordan Thompson	109/6	Texas Tech/2014
Danny Buggs	140/6	William & Mary/1972	Devon Brown	109/4	Norfolk State/2011
Jerry Porter	139/3	Pitt/1999	Jay Kearney	109/5	Penn State/1992
Bob Dunlevy	139/5	William & Mary/1965	Rich Hollins	109/4	Maryland/1983
Milt Clegg	139/8	Syracuse/1964	Oscar Patrick	109/5	Richmond/1968
Jim Braxton	138/5	East Carolina/1970	Oscar Patrick	109/5	Villanova/1967
Terry Fairbanks	138/4	Boston U./1958	Phil Braxton	108/2	Pitt/2002
Mario Alford	136/7	Oklahoma State/2014	Phil Braxton	108/4	Virginia/2002
Rahsaan Vanterpool	135/6	Temple/1995	Antonio Brown	108/10	Maryland/2001
James Jett	135/5	Cincinnati/1990	Zach Abraham	107/7	South Carolina/1994
Darius Reynaud	134/9	Marshall/2007	Tavon Austin	106/7	Maryland/2010
Lovett Purnell	134/3	Rutgers/1995	Miquelle Henderson	106/5	Wisconsin/2002
Reggie Rembert	134/5	Ball State/1989	Jay Kearney	106/4	Rutgers/1993
Kevin White	132/16	Texas/2014	Jay Kearney	106/5	Boston College/1993
Kevin White	132/8	Baylor/2014	Harvey Smith	106/4	Syracuse/1985
Kevin White	132/6	Kansas/2014	Charles Becca	106/3	Temple/1948
Chris Henry	132/5	Boston College/2003	Miquelle Henderson	105/8	Cincinnati/2002
Marshall Mills	132/7	Virginia/1972	Anthony Becht	105/5	Boston College/1999
Mario Alford	131/11	Maryland/2014	David Saunders	105/8	East Carolina/1996
Ivan McCartney	131/6	Connecticut/2011	Randy Swinson	105/7	Penn State/1977
Kevin White	130/7	Baylor/2013	Stedman Bailey	104/9	Marshall/2012
Stedman Bailey	130/7	Syracuse/2011	Stedman Bailey	104/6	Cincinnati/2011
Steve Slaton	130/6	Pitt/2006	Jay Kearney	104/3	Maryland/1993
David Saunders	130/9	North Carolina/1996	Reggie Rembert	104/5	Syracuse/1989
David Saunders	130/6	Purdue/1995	John Talley	104/7	Syracuse/1986
Ed Hill	130/9	Miami/1992	Danny Buggs	103/8	Temple/1974
Cedric Thomas	130/7	Villanova/1977	Tavon Austin	102/10	Texas/2012
Kevin White	129/7	Texas A&M/2014	James Jett	102/5	Maryland/1990
Greg Dykes	128/5	South Carolina/1989	Tavon Austin	102/10	Pitt/2011
Tavon Austin	126/9	Cincinnati/2011	Mario Alford	101/7	Oklahoma/2014
Shawn Foreman	126/7	East Carolina/1997	Kevin White	101/10	Towson/2014
Mike Baker	126/8	Maryland/1993	Ivan McCartney	101/8	Maryland/2011
Danny Buggs	126/7	Penn State/1972	David Saunders	101/5	Temple/1998
Bill Marker	126/5	Penn State/1953	James Jett	101/3	Louisiana Tech/1992
Jay Kearney	125/3	Missouri/1993	Tavon Austin	101/11	TCU/2012
Cedric Thomas	125/3	Colorado State/1980	Rich Hollins	101/3	Oklahoma/1982
Nate Stephens	125/5	William & Mary/1971	Steve Lewis	101/5	Boston College/1976
Jerry Porter	124/4	Georgia Tech/1997	Richard Rader	101/3	Pitt/1965
Kevin White	123/13	Texas Tech/2014	Darrell Miller	100/5	Florida State/1982
Tavon Austin	123/12	Clemson/2012	Brad Starks	100/4	UNLV/2010

West Virginia Depth Chart

Career Games Played/Starts

	GP/GS	2015	2014	2013	2012
Cody Clay, r-Sr., TE/FB/WR	38/22	0/0	13/7	12/9	13/6
John DePalma, Sr., LS	38/0	0/0	13/0	12/0	13/0
Karl Joseph, Sr., S	38/38	0/0	13/13	12/12	13/13
^Shaq Petteway, r-Sr., S/LB	38/1	0/0	13/1	0/0	13/0
Kyle Rose, r-Sr., DL	38/20	0/0	13/13	12/6	13/1
Isaiah Bruce, r-Sr., LB	37/20	0/0	13/1	11/7	13/12
Jordan Thompson, Sr., WR	36/13	0/0	13/9	10/2	13/2
KJ Dillon, Sr., S	35/16	0/0	13/12	9/4	13/0
Nick Kwiatkowski, r-Sr., LB	35/24	0/0	13/13	10/10	12/1
KJ Myers, r-Sr., WR	33/2	0/0	12/0	12/2	9/0
*Jared Barber, r-Sr., LB	32/13	0/0	0/0	10/7	10/4
Eric Kinsey, Sr., DL	32/4	0/0	9/0	10/3	13/1
Rick Rumph, Sr., CB	31/0	0/0	13/0	9/0	9/0
Terrell Chestnut, r-Sr., CB	28/15	0/0	12/12	10/0	6/3
Christian Brown, r-Jr., DL	27/1	0/0	12/1	4/0	11/0
Jarrod Harper, r-Jr. S	25/0	0/0	13/0	12/0	--
Nick O'Toole, Sr., P	25/0	0/0	13/0	12/0	--
Daikiel Shorts, Jr., WR	25/13	0/0	13/4	12/9	--
Wendell Smallwood, Jr., RB	25/10	0/0	13/9	12/1	--
Josh Lambert, r-Jr., K	24/0	0/0	13/0	11/0	--
Marquis Lucas, r-Sr., OL	24/17	0/0	13/13	10/4	1/0
Tyler Orlosky, r-Jr., OL	24/16	0/0	13/13	11/3	--
Justin Arndt, r-Jr., LB	22/0	0/0	13/0	9/0	--
Noble Nwachukwu, r-Jr., DL	22/13	0/0	13/13	9/0	--
Daryl Worley, Jr., CB	22/16	0/0	11/11	11/5	--
Adam Pankey, r-Jr., OL	21/13	0/0	13/13	8/0	--
Jeremy Tyler, Jr., S	21/1	0/0	13/0	8/1	--
Sean Walters, r-Jr., LB	18/0	0/0	6/0	12/0	--
Nana Kyeremeh, r-Jr., CB	17/1	0/0	4/0	0/0	13/1
Vernon Davis, r-Jr., WR	16/0	0/0	10/0	6/0	--
Devonte Mathis, r-Jr., WR	16/0	0/0	8/0	8/0	--
Al-Rasheed Benton, r-Sr., LB	13/0	0/0	13/0	--	--
Dravon Askew-Henry, So., S	13/13	0/0	13/13	--	--
Edward Muldrow, Sr., LB	13/8	0/0	13/8	--	--
Dayron Wilson, r-Sr., S	13/0	0/0	13/0	--	--
Rushel Shell, r-Jr., RB	12/8	0/0	12/8	--	--
Elijah Wellman, r-Sr., RB/TE/FB	12/0	0/0	12/0	--	--
Shelton Gibson, r-Sr., WR	12/0	0/0	12/0	--	--
Darrien Howard, Sr., DL	12/0	0/0	8/0	4/0	--
Marvin Gross, r-Sr., LB	11/0	0/0	0/0	11/0	--
Xavier Preston, So., LB	9/0	0/0	9/0	--	--
Jon Lewis, r-Sr., DL	8/0	0/0	8/0	--	--
Grant Lingafelter, r-Sr., OL	5/0	0/0	5/0	--	--
Tony Matteo, r-Jr., OL	5/1	0/0	5/1	--	--
Stone Underwood, r-Sr., OL	4/0	0/0	4/0	--	--
Skyler Howard, Jr., QB	4/2	0/0	4/2	--	--
Darren Arndt, r-Sr., DL	2/0	0/0	1/0	1/0	--
Marcell Lazard, r-Sr., OL	2/0	0/0	2/0	--	--
Hodari Christian, r-Sr., LB	2/0	0/0	2/0	--	--
Mike Molina, r-Sr., K	2/0	0/0	2/0	--	--
William Crest, Jr., r-Fr., QB	1/0	0/0	1/0	--	--
Nick Meadows, r-Sr., LS	1/0	0/0	1/0	--	--

*Includes 2011 for Jared Barber (12/2)

^Includes 2011 for Shaq Petteway (13/0)

Offense

Position	No.	Name	Ht.	Wt.	Cl.	GP	GS	Hometown
WR (X)	1	Shelton Gibson	5-11	192	r-So.	12	0	Cleveland, Ohio
	81	Vernon Davis Jr.	5-10	170	r-Jr.	16	0	Miami, Fla.
	2	Ka'Raun White	6-1	198	r-So.	0	0	Macungie, Pa.
LT	55	Yodny Cajuste	6-5	295	r-Fr.	0	0	Miami, Fla.
	56	Grant Lingafelter	6-5	314	r-So.	5	0	Chagrin Falls, Ohio
LG	57	Adam Pankey	6-5	312	r-Jr.	21	13	Hamilton, Ohio
	58	Amanii Brown	6-5	292	r-Fr.	0	0	Morgantown, W.Va.
C	65	Tyler Orlosky	6-4	296	r-Jr.	24	16	Cleveland, Ohio
	59	Stone Underwood	6-4	298	r-Sr.	4	0	Brookhaven, Miss.
RG	*62	Kyle Bosch	6-5	310	r-So.	6	3	St. Charles, Ill.
	70	Tony Matteo	6-4	294	r-Jr.	5	1	Clinton, Ohio
RT	78	Marquis Lucas	6-4	315	r-Sr.	24	17	Miami, Fla.
	77	Marcell Lazard	6-5	306	r-So.	2	0	Bloomfield, N.J.
IR (Y)	6	Daikiel Shorts Jr.	6-1	201	Jr.	25	13	Clayton, N.J.
	10	Jordan Thompson	5-7	175	Sr.	36	13	Katy, Texas
	19	KJ Myers	6-2	197	r-Sr.	33	2	Jacksonville, Fla.
WR (Z)	5	Jovon Durante	6-0	165	Fr.	0	0	Hollywood, Fla.
	82	Devonte Mathis	6-1	209	r-Jr.	16	0	Miami, Fla.
	12	Gary Jennings	6-1	206	Fr.	0	0	Stafford, Va.
QB	3	Skyler Howard	6-0	206	Jr.	4	2	Fort Worth, Texas
	16	William Crest Jr.	6-2	212	r-Fr.	1	0	Baltimore, Md.
	11	Chris Chuganov	6-1	201	Fr.	0	0	Skillman, N.J.
TE/H	88	Cody Clay	6-4	262	r-Sr.	38	22	Alum Creek, W.Va.
	89	Darren Arndt	6-3	244	r-Sr.	2	0	Martinsburg, W.Va.
RB	7	Rushel Shell	5-10	224	r-Jr.	12	8	Hopewell, Pa.
	28	Elijah Wellman	6-2	234	So.	12	0	Huntington, W.Va.
	8	Donte Thomas-Williams	6-1	218	r-Fr.	0	0	Durham, N.C.
HB	4	Wendell Smallwood	5-11	202	Jr.	25	10	Wilmington, Del.
	23	Jacky Marcellus	5-8	182	r-So.	0	0	Immokalee, Fla.

Defense

Position	No.	Name	Ht.	Wt.	Cl.	GP	GS	Hometown
DE	95	Christian Brown	6-2	290	r-Jr.	27	1	Fort Myers, Fla.
	45	Eric Kinsey	6-3	280	Sr.	32	4	Miami, Fla.
NT	93	Kyle Rose	6-4	295	r-Sr.	38	20	Centerville, Ohio
	49	Darrien Howard	6-1	300	Jr.	12	0	Dayton, Ohio
DE	97	Noble Nwachukwu	6-2	271	r-Jr.	22	13	Wylie, Texas
	92	Jon Lewis	6-3	270	r-So.	8	0	Morgantown, W.Va.
SAM	35	Nick Kwiatkoski	6-2	238	r-Sr.	35	24	Bethel Park, Pa.
	5	Xavier Preston	6-2	236	So.	9	0	Stuart, Fla.
	31	Isaiah Bruce	6-1	238	r-Sr.	37	20	Jacksonville, Fla.
MIKE	42	Jared Barber	6-0	232	r-Sr.	32	13	Mocksville, N.C.
	17	Al-Rasheed Benton	6-1	235	r-So.	13	0	Newark, N.J.
	30	Justin Arndt	5-11	210	r-Jr.	22	0	Martinsburg, W.Va.
WILL	36	Shaq Petteway	6-0	232	r-Sr.	38	1	Steubenville, Ohio
	43	Sean Walters	6-2	226	r-Jr.	18	0	Hollywood, Fla.
CB	7	Daryl Worley	6-1	202	Jr.	22	16	Philadelphia, Pa.
	3	Rick Rumph III	5-11	185	Sr.	31	0	Daytona Beach, Fla.
FS	6	Dravon Askew-Henry	5-11	202	So.	13	13	Aliquippa, Pa.
	38	Shane Commodore	6-0	208	r-So.	0	0	Morgantown, W.Va.
SPUR	9	KJ Dillon	6-1	209	Sr.	35	16	Apopka, Fla.
	24	Jeremy Tyler	5-11	206	Jr.	21	1	Lithonia, Ga.
BS	8	Karl Joseph	5-11	200	Sr.	38	38	Orlando, Fla.
	22	Jarrod Harper	6-1	211	r-Jr.	25	0	Frostburg, Md.
CB	16	Terrell Chestnut	5-11	193	r-Sr.	28	15	Pottstown, Pa.
	5	Nana Kyeremeh	5-11	192	r-Jr.	17	1	Worthington, Ohio

Special Teams

Position	No.	Name	Ht.	Wt.	Cl.	GP	GS	Hometown
K	86	Josh Lambert	5-11	212	r-Jr.	24	0	Garland, Texas
	48	Mike Molina	5-8	176	r-So.	2	0	Hurricane, W.Va.
P	91	Nick O'Toole	6-3	216	Sr.	25	0	Corona, Calif.
	15	Billy Kinney	6-4	206	r-Fr.	0	0	Morgantown, W.Va.
LS	87	John DePalma	6-6	252	Sr.	38	0	Cumming, Ga.
	46	Nick Meadows	5-11	232	r-So.	1	0	Princeton, W.Va.
H	91	Nick O'Toole	6-3	216	Sr.	25	0	Corona, Calif.
	15	Billy Kinney	6-4	206	r-Fr.	0	0	Morgantown, W.Va.
KO	91	Nick O'Toole	6-3	216	Sr.	25	0	Corona, Calif.
	48	Mike Molina	5-8	176	r-So.	2	0	Hurricane, W.Va.
PR	9	KJ Dillon	6-1	209	Sr.	35	0	Apopka, Fla.
	12	Gary Jennings	6-1	206	Fr.	0	0	Stafford, Va.
KR	1	Shelton Gibson	5-11	192	r-So.	12	0	Cleveland, Ohio
	9	KJ Dillon	6-1	209	Sr.	35	0	Apopka, Fla.

* - Bosch's Games Played/Started are his Michigan numbers



Record Under Holgorsen

overall.....	28-23
playing at home.....	15-11
playing on the road.....	11-8
playing at a neutral site.....	2-4
vs. ranked opponents.....	6-10
in bowl games.....	1-2
in overtime.....	1-3
more than 7 days to prepare.....	9-8
in August.....	1-1
in September.....	11-4
in October.....	8-6
in November.....	5-10
in December.....	2-2
in January.....	1-0
outrushing opponent.....	18-4
when rushing for 200 yards.....	11-3
when rushing for 300 yards.....	2-1
outrushed by opponent.....	10-19
outpassing opponent.....	21-13
when passing for 300 yards.....	17-10
when passing for 400 yards.....	7-3
when passing for 500 yards.....	2-0
when passing for 600 yards.....	1-0
outpassed by opponent.....	7-10
when allowing 200 yards passing.....	17-17
when allowing 250 yards passing.....	11-13
when allowing 300+ yards passing.....	6-7
more total offense than opponent.....	23-8
when having 400+ total offense.....	22-12
when having 500+ total offense.....	14-5
when having 600+ total offense.....	6-1
when having 700+ total offense.....	1-1
when having 800+ total offense.....	1-0
same total offense as opponent.....	1-0
less total offense than opponent.....	4-15
when allowing 400+ total offense.....	12-17
when allowing 500+ total offense.....	2-9
committing fewer turnovers.....	11-6
committing more turnovers.....	9-14
turnovers are even.....	8-3
0-30:00 of time of possession.....	16-18
30:01-plus of time of possession.....	12-7
scoring first.....	18-7
opponent scores first.....	10-16
leading after the 1st quarter.....	14-7
trailing after the 1st quarter.....	9-15
tied after the 1st quarter.....	5-1
leading at halftime.....	20-5
trailing at halftime.....	7-15
tied at halftime.....	1-3
leading after the 3rd quarter.....	20-4
trailing after the 3rd quarter.....	6-19
tied after the 3rd quarter.....	2-0
scoring 0-10 points.....	28-23
scoring 11-20 points.....	28-21
scoring 21-30 points.....	28-16
scoring 31-40 points.....	25-9
scoring 41-plus points.....	13-3
opponent scores 0-10 points.....	28-23
opponent scores 11-20 points.....	23-23
opponent scores 21-30 points.....	16-22
opponent scores 31-40 points.....	8-22
opponent scores 41-plus points.....	2-11
individual 100-yard rusher.....	13-3
opponent 100-yard rusher.....	8-11
opponent less than 100-yards rushing.....	8-1
individual 1 100-yard receiver.....	19-13
individual 2 100-yard receivers.....	8-2
individual 3 100-yard receivers.....	2-0
opponent 100-yard receiver.....	10-12
individual 300-yard passer.....	16-11
individual 400-yard passer.....	5-2

West Virginia Head Coach Dana Holgorsen - Fifth Year



Coaching Highlights West Virginia

- ▶ Has six wins over Top 25 opponents in his four-year tenure at WVU
- ▶ Had 12 players earn All-American honors
- ▶ Four players drafted in the 2015 NFL Draft - Kevin White, taken with the seventh pick of the first round by the Chicago Bears; Mark Glowsinski (4th round, Seattle), Shaq Riddick (5th, Arizona) and Mario Alford (7th, Cincinnati)
- ▶ Had 12 players drafted in four years at WVU, including seven taken in the top three rounds
- ▶ Three first NFL round draft picks in the past four years, one of only 11 schools to accomplish that feat
- ▶ Big 12 Conference's only school to have at least one first round draft pick each year in three of four years
- ▶ Four wide receivers drafted since 2012, most of any school in the country during that time
- ▶ Since becoming offensive coordinator at Texas Tech in 2005, his offenses have averaged an astounding 38.0 points per game over that 10-year period
- ▶ His passing offenses and total offensive output have ranked in the Top 10 nationally all but one year during the 10-year span
- ▶ His former pupils have earned 10 national awards and also have 10 earn finalist honors
- ▶ Had eight quarterbacks pass for 4,000 or more yards and throw for 30 or more touchdowns in a season
- ▶ Had 14 receivers finish with 1,000 or more yards in a season, including 10 of them finish with 90 or more receptions and 12 finish with 90 or more receptions and 12 finish with double figure touchdown receptions in a season

2015

- ▶ Fifth year as the head coach at West Virginia University, and is leading the Mountaineers into their fourth year of membership in the Big 12 Conference

2014

- ▶ Finished with a 7-6 overall record and a 5-4 record in Big 12 play, tying for fourth place, WVU's highest league finish in the Big 12
- ▶ Led the Mountaineers to a Liberty Bowl berth, his third bowl appearance in four seasons at WVU
- ▶ Four Mountaineers earned 28 All-America honors.
- ▶ WVU had four players named to the coaches' All-Big 12 teams and five players selected to the Associated Press team
- ▶ Kevin White was a finalist for the Fred Biletnikoff Award and a semifinalist for the Maxwell Award.
- ▶ White was No. 6 nationally in receptions per game, receiving yards, No. 8 in receiving yards per game and No. 19 in receiving touchdowns.
- ▶ White was the third Mountaineer to finish with more than 100 receptions in a season and the eighth to have 1,000 or more receiving yards.
- ▶ White's 109 receptions were third most in the nation and his 1,447 yards were sixth most
- ▶ Three receivers have had seven straight 100-yard receiving performances since 2000, Michael Crabtree, Justin Blackmon and Kevin White, all three coached by Holgorsen.
- ▶ Kickoff returner Mario Alford was No. 8 nationally in kickoff return yards per game.
- ▶ Josh Lambert was a finalist for the Lou Groza Award, college football's top kicker
- ▶ Lambert finished No. 1 nationally in field goals per game and No. 8 in scoring
- ▶ Lambert set the NCAA record for most field goals made of 40 yards or more in a season (16) and tied the mark for games with the most multiple field goals (10).
- ▶ Lambert's 30 field goals made in the season tied the school record for most made in a season and was the most made in the nation.
- ▶ Clint Trickett was a semifinalist for the Davey O'Brien Award
- ▶ Trickett was No. 6 in the nation in completions per game, No. 10 in passing yards per game, No. 11 in completion percentage, No. 21 in total offense, No. 22 in passing yards, No. 33 in passing efficiency and No. 54 in passing touchdowns.
- ▶ Trickett was the third Mountaineer to finish with more than 3,000 yards passing in a season.
- ▶ Shaq Riddick was named the Big 12 Conference Defensive Newcomer of the Year
- ▶ Defeated No. 4 Baylor for his sixth win over a Top 25 and first over a Top 10 team
- ▶ WVU was ranked in the Top 25 for three weeks, including as high as No. 20

West Virginia Head Coach Dana Holgorsen - Fifth Year

Year	School	Position	Record
2015	West Virginia	Head Coach	0-0
2014	West Virginia	Head Coach	7-6
		<i>Liberty Bowl</i>	
2013	West Virginia	Head Coach	4-8
2012	West Virginia	Head Coach	7-6
		<i>Pinstripe Bowl</i>	
2011	West Virginia	Head Coach	10-3
		<i>Big East Champions</i>	
		<i>Orange Bowl Champions</i>	
2010	Oklahoma State	Offensive Coordinator/Quarterbacks	11-2
		<i>Alamo Bowl Champions</i>	
2009	Houston	Offensive Coordinator/Quarterbacks	10-4
		<i>Armed Forces Bowl</i>	
2008	Houston	Offensive Coordinator/Quarterbacks	8-5
		<i>Armed Forces Bowl Champions</i>	
2007	Texas Tech	Co-Offensive Coordinator/Inside Receivers	9-4
		<i>Gator Bowl Champions</i>	
2006	Texas Tech	Co-Offensive Coordinator/Inside Receivers	8-5
		<i>Insight.com Bowl Champions</i>	
2005	Texas Tech	Co-Offensive Coordinator/Inside Receivers	9-3
		<i>Cotton Bowl</i>	
2004	Texas Tech	Inside Receivers	8-4
		<i>Holiday Bowl Champions</i>	
2003	Texas Tech	Inside Receivers	8-5
		<i>Houston Bowl Champions</i>	
2002	Texas Tech	Inside Receivers	9-5
		<i>Tangerine Bowl Champions</i>	
2001	Texas Tech	Inside Receivers	7-5
		<i>Alamo Bowl</i>	
2000	Texas Tech	Inside Receivers	7-6
		<i>Galleryfurniture.com Bowl</i>	
1999	Wingate	Quarterbacks/Wide Receivers	3-8
1998	Mississippi College	Quarterbacks/Wide Receivers /Special Teams	4-6
1997	Mississippi College	Quarterbacks/Wide Receivers /Special Teams	8-2
		<i>American Southwest Conference Champions</i>	
1996	Mississippi College	Quarterbacks/Wide Receivers /Special Teams	4-8
1995	Valdosta State	Quarterbacks/Wide Receivers /Special Teams	6-5
1994	Valdosta State	Quarterbacks/Wide Receivers /Special Teams	11-2
		<i>NCAA II National Quarterfinalist</i>	
1993	Valdosta State	Quarterbacks/Wide Receivers /Special Teams	8-3
Holgorsen Totals - at West Virginia - 28-23 Overall - 28-23 (Fifth Season)			

2013

- ▶ Defeated No. 11 Oklahoma State for his fifth win over a Top 25 team at WVU
- ▶ Had six players earn All-Big 12 Conference honors, including Charles Sims who was a first-team selection
- ▶ Sims also was named the Big 12 Conference Newcomer of the Year
- ▶ Sims and Will Clarke were drafted in the third round of the NFL Draft, giving him six players drafted in the Top three rounds

2012

- ▶ Served as West Virginia's Campaign Chair for United Way, raising more than \$330,000, exceeding the goal
- ▶ Led football program into its first year of competition in the Big 12 Conference
- ▶ Guided West Virginia to a 7-6 overall record in 2012 and an appearance in the New Era Pinstripe Bowl
- ▶ Earned national rankings in 10-of-16 weeks during the 2012 season in both the AP and USA Today Coaches' Polls, reaching as high as No. 4 in USA Today Coaches' Poll and No. 5 in the AP Poll
- ▶ Five Mountaineer players earned 25 All-America honors
- ▶ Three Mountaineer players were drafted in the Top 3 rounds of the NFL Draft, including the No. 8 selection Tavon Austin
- ▶ Holgorsen has had a first-round NFL draft choice for two straight years, the only WVU coach to accomplish that
- ▶ Tavon Austin and Stedman Bailey were one of four sets of 1,000-yard receivers nationally
- ▶ WVU was one of only two schools nationally to have a 4,000-yard passer and a pair of 1,000-yard receivers
- ▶ WVU was ranked No. 9 nationally in scoring offense and No. 10 in passing offense and total offense.
- ▶ Geno Smith led the nation in passing touchdowns (42)
- ▶ Smith was one of only two quarterbacks to throw for more than 4,000 yards for two straight years
- ▶ Smith was one of five quarterbacks nationally to throw for 30 or more touchdowns in two straight years
- ▶ Bailey led the nation in receiving touchdowns (25) and finished with the second highest amount ever in a single season
- ▶ Austin was the only player nationally to finish with 100 or more receptions for two straight years
- ▶ Austin was the only player nationally to finish with more than 2,000 all-purpose yards for two straight years
- ▶ Austin was the only player in NCAA history to finish his career with more than 3,000 receiving yards and more than 1,000 yards rushing
- ▶ Austin was the recipient of the Paul Hornung Award, the nation's most versatile player

Holgorsen's Offensive Output

▶ Since 2005, Dana Holgorsen has been the mastermind behind some of the nation's most prolific offenses. Starting as the offensive coordinator at Texas Tech, then Houston and Oklahoma State, and now as the head coach at West Virginia, his offensive units are known for their ability to move the ball, pile up yardage and score a plethora of points.

4,000-Yard Passers

Graham Harrell/Texas Tech	2007	5,706
Case Keenum/Houston	2009	5,671
Case Keenum/Houston	2008	5,020
Graham Harrell/Texas Tech	2006	4,555
Geno Smith/West Virginia	2011	4,385
Brandon Weeden/Oklahoma State	2010	4,277
Cody Hodges/Texas Tech	2005	4,238
Geno Smith/West Virginia	2012	4,205

30+ Passing Touchdowns

Graham Harrell/Texas Tech	2007	48
Case Keenum/Houston	2009	44
Case Keenum/Houston	2008	44
Geno Smith/West Virginia	2012	42
Graham Harrell/Texas Tech	2006	38
Brandon Weeden/Oklahoma State	2010	34
Geno Smith/West Virginia	2011	31
Cody Hodges/Texas Tech	2005	31

1,000-Yard Rushers

Kendall Hunter/Oklahoma State	2010	1,548
Bryce Beall/Houston	2008	1,247
Charles Sims/West Virginia	2013	1,095

1,000-Yard Receivers

Michael Crabtree/Texas Tech	2007	1,962
Justin Blackmon/Oklahoma State	2010	1,782
Stedman Bailey/West Virginia	2012	1,622
Kevin White, West Virginia	2014	1,447
Joe Filani/Texas Tech	2006	1,300
Tavon Austin/West Virginia	2012	1,289
Stedman Bailey/West Virginia	2011	1,279
Danny Amendola/Texas Tech	2007	1,245
James Cleveland/Houston	2009	1,214
Tavon Austin/West Virginia	2011	1,186
Joe Filani/Texas Tech	2005	1,048
Tyrone Carrier/Houston	2009	1,029
Tyrone Carrier/Houston	2008	1,026
Patrick Edwards/Houston	2009	1,021

90+ Receptions

Michael Crabtree/Texas Tech	2007	134
Tavon Austin, West Virginia	2012	114
Stedman Bailey/West Virginia	2012	114
Justin Blackmon/Oklahoma State	2010	111
Kevin White/West Virginia	2014	109
Danny Amendola/Texas Tech	2007	109
James Cleveland/Houston	2009	104
Tavon Austin/West Virginia	2011	101
Tyrone Carrier/Houston	2009	91
Joe Filani/Texas Tech	2006	91

Double-Digit Receiving Touchdowns

Stedman Bailey/West Virginia	2012	25
Michael Crabtree/Texas Tech	2007	22
Justin Blackmon/Oklahoma State	2010	20
James Cleveland/Houston	2009	14
Joe Filani/Texas Tech	2006	13
Tavon Austin/West Virginia	2012	12
Stedman Bailey/West Virginia	2011	12
Mario Alford/West Virginia	2014	11
Mark Hafner/Houston	2009	11
Robert Johnson/Texas Tech	2006	11
Kevin White/West Virginia	2014	10
Jarrett Hicks/Texas Tech	2005	10

Double-Digit Rushing Touchdowns

Taurean Henderson/Texas Tech	2005	17
Kendall Hunter/Oklahoma State	2010	16
Bryce Beall/Houston	2008	13
Shawne Alston/West Virginia	2011	12
Charles Sims/West Virginia	2013	11
Shannon Woods/Texas Tech	2006	10

1,800-Yard All-Purpose Yards

Tavon Austin/West Virginia	2012	2,910
Tavon Austin/West Virginia	2011	2,574
Tyrone Carrier/Houston	2009	2,213
Michael Crabtree/Texas Tech	2007	1,978
Justin Blackmon/Oklahoma State	2010	1,866
Tyrone Carrier/Houston	2008	1,844
Shannon Woods/Texas Tech	2006	1,808



West Virginia Head Coach Dana Holgorsen - Fifth Year

Offensive Output Under Holgorsen (Continued)

Team Rankings

2014 (West Virginia)

Passing Offense - No. 9
 First Down Offense - No. 11
 Total Offense - No. 12
 Completion Percentage - No. 23
 Passing Efficiency - No. 33
 Scoring Offense - No. 34

2012 (West Virginia)

Passing Efficiency - No. 5
 Scoring Offense - No. 9
 Passing Offense - No. 10
 Total Offense - No. 10
 First Down Offense - No. 14

2011 (West Virginia)

Passing Offense - No. 6
 Red Zone Offense - No. 11
 Scoring Offense - No. 13
 Total Offense - No. 15
 Passing Efficiency - No. 19
 First Down Offense - No. 27

2010 (Oklahoma State)

Red Zone Offense - No. 1
 Passing Offense - No. 2
 Total Offense - No. 3
 Scoring Offense - No. 3
 First Down Offense - No. 4
 Tackles for Loss Allowed - No. 6
 Sacks Allowed - No. 7
 Passing Efficiency - No. 12
 Rushing Offense - No. 36

2009 (Houston)

Passing Offense - No. 1
 Total Offense - No. 1
 Scoring Offense - No. 1
 First Down Offense - No. 1
 Tackles for Loss Allowed - No. 2
 Third Down Efficiency - No. 3
 Passing Efficiency - No. 7
 Sacks Allowed - No. 24
 Red Zone Offense - No. 28

2008 (Houston)

Passing Offense - No. 2
 Total Offense - No. 2
 First Down Offense - No. 4
 Passing Efficiency - No. 8
 Scoring Offense - No. 10
 Third Down Efficiency - No. 11

2007 (Texas Tech)

Passing Offense - No. 1
 Total Offense - No. 2
 Passing Efficiency - No. 5
 Scoring Offense - No. 7
 Tackles for Loss Allowed - No. 12
 Third Down Efficiency - No. 13
 Sacks Allowed - No. 22

2006 (Texas Tech)

Passing Offense - No. 3
 Tackles for Loss Allowed - No. 3
 Total Offense - No. 6
 Scoring Offense - No. 13
 Passing Efficiency - No. 23
 Sacks Allowed - No. 24

2005 (Texas Tech)

Passing Offense - No. 1
 Scoring Offense - No. 4
 Total Offense - No. 6
 Passing Efficiency - No. 14

2011

- ▶ Named FWAA First-Year Head Coach of the Year
- ▶ Posted a 10-3 mark in his first season as head coach, only WVU coach to win 10 games in his first year
- ▶ Led West Virginia to Big East Championship and BCS win, first WVU coach to accomplish that feat
- ▶ Earned national rankings in 13-of-16 weeks of 2011 season in both the AP and USA Today Coaches Polls, reaching as high as No. 11 in the AP Poll and tied for No. 14 in the USA Today Coaches Poll
- ▶ Tied for fourth in wins among first-year head coaches nationally
- ▶ One of seven coaches to take his program to a BCS Bowl in his first year as a head coach, and only one of three (Larry Coker, 2001; Chris Peterson, 2007) to win the bowl game.
- ▶ Fourth WVU coach to make a bowl appearance and win in his first season (Bill Stewart, Dudley DeGroot, Marshall Glenn)
- ▶ Three Mountaineer players earned seven All-America honors
- ▶ Three Mountaineer players drafted in the NFL Draft, including the No. 15 pick, Bruce Irvin
- ▶ WVU led the BIG EAST with 10 all-conference honorees and the Special Teams Player of the Year, Austin
- ▶ WVU finished No. 6 nationally in passing offense, No. 13 in scoring offense and No. 15 in total offense.
- ▶ The Mountaineer offense ranked No. 67 in total offense in 2010, the year before Holgorsen arrived, and he took it to No. 15 in 2011.
- ▶ In 2011, Austin and Bailey were the fourth pair of 1,000-yard receivers nationally (Houston, USC, SMU).
- ▶ WVU was one of two schools nationally to have a 4,000-yard passer and two 1,000-yard receivers (Houston).
- ▶ Quarterback Geno Smith finished No. 5 nationally in passing yards per game, No. 8 in completions per game and total offense and No. 17 in passing efficiency.
- ▶ Austin finished No. 1 nationally in all-purpose yardage (198.0), No. 6 in punt returns, No. 8 in receptions per game, No. 20 in kickoff returns and No. 23 in receiving yards per game.
- ▶ Bailey finished No. 13 nationally in receiving yards per game.

Oklahoma State

- ▶ In 2010, was named a finalist for the Frank Broyles Award, signifying the top assistant coach in college football and named the rivals.com national offensive coordinator of the year
- ▶ In 2010, the Cowboys led the nation in total offense during the regular season and finished No. 2 in passing offense and No. 3 in total and scoring offense.
- ▶ OSU averaged 520.23 yards per game in total offense, including 345.9 passing yards and 44.23 points per game.
- ▶ The Cowboy offense ranked No. 61 nationally in total offense in 2009, the year before Holgorsen arrived, and he took it to the No. 1 spot in 2010.
- ▶ Quarterback Brandon Weeden became the first OSU passer to earn first team all-Big 12 honors. He was a finalist for the Manning Award, given to the top quarterback in the nation.
- ▶ Receiver Justin Blackmon was named the recipient of the 2010 Biletnikoff Award, given to the top receiver in the nation, and running back Kendall Hunter was a finalist for the Doak Walker Award, given to the nation's top running back.
- ▶ Weeden, Hunter and Blackmon became only the second trio in NCAA history to pass for at least 3,000 yards, run for more than 1,500 yards and finish with more than 1,500 yards receiving in the same season.

Houston

- ▶ In 2009, UH led the nation in total offense with 563 yards per game, scoring offense with 42.2 points per game, and passing offense with 433.7 yards per game.
- ▶ In 2008, his first year at Houston, the Cougars ranked second in the nation in passing offense (401.6) and total offense (562.77). UH scored 40.62 points per game to rank 10th nationally.
- ▶ Houston quarterback Case Keenum led the nation in total offense in 2008 and 2009, with 403.15 yards of total offense per game as a sophomore and 416.36 yards of offense as a junior.
- ▶ Keenum ranked among the nation's top-10 passing efficiency leaders each of his two seasons under Holgorsen's watch.

Texas Tech

- ▶ During his tenure as offensive coordinator, the Red Raiders increased their offensive numbers from 324.8 yards per game to 529.6 yards per game.
- ▶ In 2007, Texas Tech led the nation in passing offense (470.31 yards per game), ranked second in total offense (529.62 yards per game) and was seventh in scoring offense (40.92 points per game).
- ▶ Quarterback Graham Harrell led the nation in total offense and receiver Michael Crabtree led the nation in receptions per game and receiving yards per game. Crabtree won the Biletnikoff Award as America's top receiver in 2007
- ▶ In 2006, the Red Raiders ranked third nationally in passing offense and sixth in total offense. Harrell was third nationally in total offense with 344.38 yards per game.
- ▶ In 2005, Texas Tech led the nation in passing offense with 388.83 yards per game, was fourth in scoring offense at 39.42 points per game and was sixth in total offense with 495.83 yards per contest.
- ▶ Quarterback Cody Hodges ranked second in the country with 369.08 yards per game.

Wingate

- ▶ Coached Lucas Greene who led the team in scoring that season and went on to play in the NFL

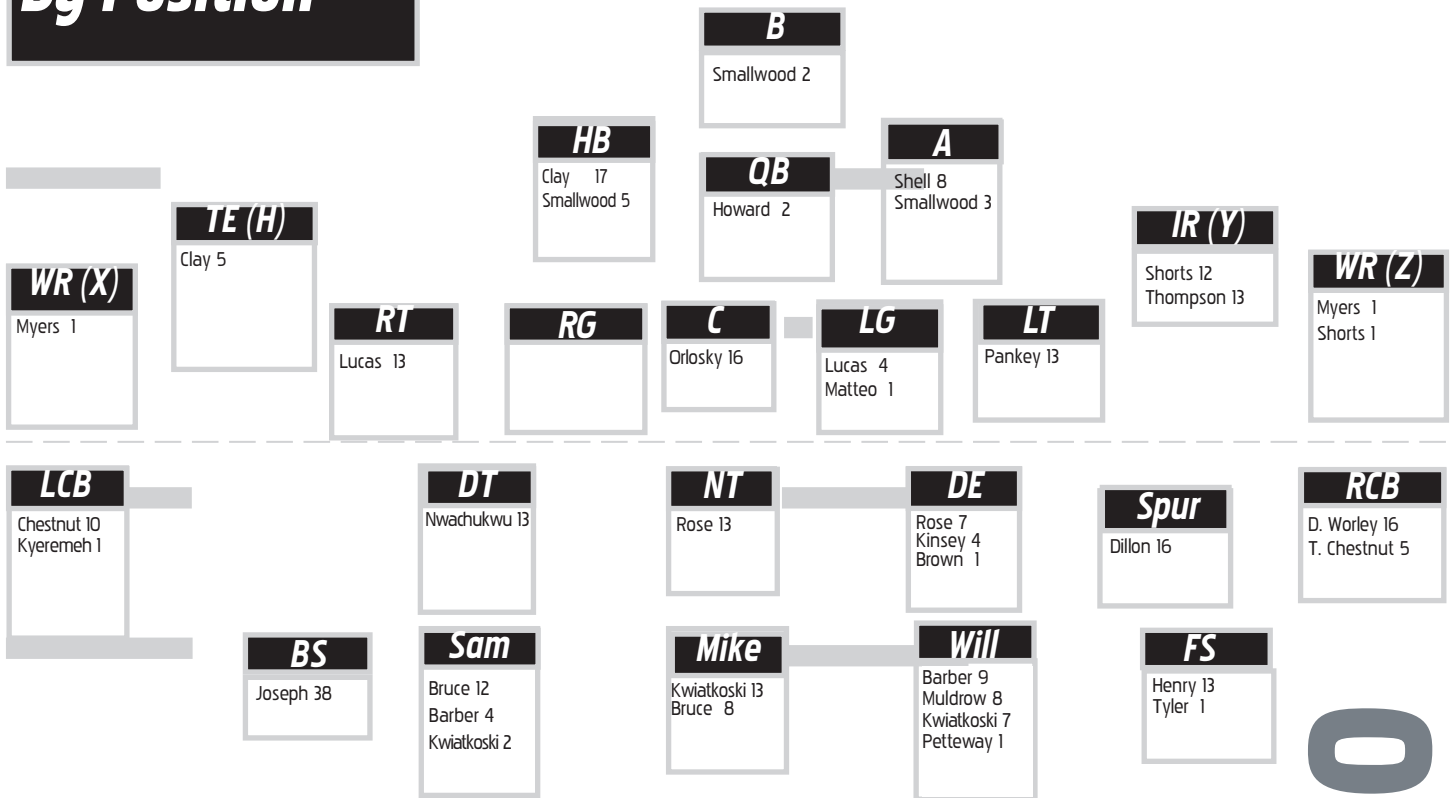
Mississippi College

- ▶ Mississippi College won the American Southwest Conference in its first season in the league and averaged 432.0 yards per game in 1997.

Valdosta State

- ▶ Helped develop quarterback Chris Hatcher, who set an NCAA record, completing 74.7 percent of his passes on the Division II level in 1994.
- ▶ Hatcher's 10,588 passing yards ranked third on the NCAA career list at the time.
- ▶ Hatcher currently ranks second in the NCAA record books in career touchdown passes (116) and third in single-season touchdown passes (50 in 1994) and was the NCAA passing champion in 1994.

Career Starts By Position



2015 Offense Game-By-Game Starters

Game	WR (x)	TE (H)	IR (Y)	WR (Z)	LT	LG	C	RG	RT	A	B	HB	QB
Georgia Southern													
Liberty													
Maryland													
Oklahoma													
Oklahoma State													
Baylor													
TCU													
Texas Tech													
Texas													
Kansas													
Iowa State													
Kansas State													

2015 Defense Game-By-Game Starters

Game	DT	NT	DE	Sam	Mike	Will	Spur	LCB	FS	BS	RCB
Georgia Southern											
Liberty											
Maryland											
Oklahoma											
Oklahoma State											
Baylor											
TCU											
Texas Tech											
Texas											
Kansas											
Iowa State											
Kansas State											



The Last Time ...

By The Mountaineers ...

- 30 Rushing Attempts:** 31 by Andrew Buie at Texas/Oct. 6, 2012
- 40 Rushing Attempts:** 40 by Quincy Wilson vs. Rutgers/Oct. 11, 2003
- 100 Rushing Yards:** 146 by Rushel Shell at Iowa State/Nov. 29, 2014
- 200 Rushing Yards:** 344 by Tavon Austin vs. Oklahoma/Nov. 17, 2012
- 300 Rushing Yards:** 344 by Tavon Austin vs. Oklahoma/Nov. 17, 2012
- 75-Yard Run (no touchdown):** 79 by Noel Devine at Louisville/Nov. 22, 2008
- 75-Yard Touchdown Run:** 76 by Charles Sims vs. Iowa State/Nov. 30, 2013
- 50-Yard Run (no touchdown):** 62 by Dreamius Smith at Texas/Nov. 8, 2014
- 50-Yard Touchdown Run:** 54 by Rushel Shell at Iowa State/Nov. 29, 2014
- 2 Rushing Touchdowns:** 2 by Rushel Shell at Texas Tech/Oct. 11, 2014
- 2 Rushing Touchdowns in Back-to-Back Games:** 2 by Andrew Buie at Texas/Oct. 6, 2012 and vs. Baylor/Sept. 29, 2012
- 3 Rushing Touchdowns:** 3 by Charles Sims vs. Texas/Nov. 9, 2013
- Double 100-Yard Rushers:** 123 by Wendell Smallwood and 110 by Rushel Shell at Texas Tech/Oct. 11, 2014
- Double 200-Yard Rushers:** by Pat White (220) and Steve Slaton (215) at Pitt/Nov. 16, 2006
- Two 100-Yard Rushers and Two 100-Yard Receivers:** 123 by Wendell Smallwood and 110 by Rushel Shell and 123 by Kevin White and 109 by Jordan Thompson at Texas Tech/Oct. 11, 2014
- 30 Pass Completions:** 36 by Clint Trickett at Texas/Nov. 8, 2014
- 20 Pass Completions:** 20 by Skyler Howard vs. Texas A&M/Dec. 29, 2014
- 15 Pass Completions:** 20 by Skyler Howard vs. Texas A&M/Dec. 29, 2014
- Consecutive Completions:** 21 by Geno Smith vs. Kansas/Dec. 1, 2012
- 60 Pass Attempts:** 65 by Geno Smith vs. LSU/Sept. 24, 2011
- 50 Pass Attempts:** 50 by Clint Trickett vs. Oklahoma State/Sept. 28, 2013
- 40 Pass Attempts:** 45 by Skyler Howard vs. Texas A&M/Dec. 29, 2014
- 35 Pass Attempts:** 45 by Skyler Howard vs. Texas A&M/Dec. 29, 2014
- 30 Pass Attempts:** 45 by Skyler Howard vs. Texas A&M/Dec. 29, 2014
- 3 Touchdown Passes:** 3 by Skyler Howard vs. Texas A&M/Dec. 29, 2014
- 4 Touchdown Passes:** 4 by Clint Trickett at Maryland/Sept. 13, 2014
- 5 Touchdown Passes:** 8 by Geno Smith vs. Baylor/Sept. 29, 2012
- 6 Touchdown Passes:** 8 by Geno Smith vs. Baylor/Sept. 29, 2012
- 300 Yards Passing:** 346 by Skyler Howard vs. Texas A&M/Dec. 29, 2014
- 400 Yards Passing:** 511 by Clint Trickett at Maryland/Sept. 13, 2014
- 500 Yards Passing:** 511 by Clint Trickett at Maryland/Sept. 13, 2014
- 600 Yards Passing:** 656 by Geno Smith vs. Baylor/Sept. 29, 2012
- 100 Yards Rushing and Passing:** by Pat White (200/122) at Louisville/Nov. 22, 2008
- 200 Yards Rushing and Passing:** by Pat White (220/204) at Pitt/Nov. 16, 2006
- 100 Yards Rushing and Receiving:** by Steve Slaton (215/130) at Pitt/Nov. 16, 2006
- 300 Yards Total Offense:** 379 by Skyler Howard vs. Texas A&M/Dec. 29, 2014
- 400 Yards Total Offense:** 507 by Clint Trickett at Maryland/Sept. 13, 2014
- 500 Yards Total Offense:** 507 by Clint Trickett at Maryland/Sept. 13, 2014
- 600 Yards Total Offense:** 687 by Geno Smith vs. Baylor/Sept. 29, 2012
- 15 Receptions:** 16 by Kevin White at Texas/Nov. 8, 2014
- 10 Receptions:** 16 by Kevin White at Texas/Nov. 8, 2014
- 9 Receptions:** 16 by Kevin White at Texas/Nov. 8, 2014
- 4 Touchdown Receptions:** 4 by Stedman Bailey vs. Oklahoma/Nov. 17, 2012
- 3 Touchdown Receptions:** 4 by Stedman Bailey vs. Oklahoma/Nov. 17, 2012
- 2 Touchdown Receptions:** 2 by Mario Alford at Iowa State/Nov. 29, 2014
- Two Players with 2 Touchdown Receptions:** 5 by Stedman Bailey and 2 by Tavon Austin vs. Baylor/Sept. 29, 2012
- Double 100-Yard Receivers:** 123 by Kevin White and 109 by Jordan Thompson at Texas Tech/Oct. 11, 2014
- Three 100-Yard Receivers:** 303 by Stedman Bailey, 215 by Tavon Austin and 114 by J.D. Woods vs. Baylor/Sept. 29, 2012
- 100 Yards Receiving:** 129 by Kevin White vs. Texas A&M/Dec. 29, 2014
- 150 Yards Receiving:** 173 by Kevin White vs. Oklahoma/Sept. 20, 2014
- 200 Yards Receiving:** 216 by Kevin White at Maryland/Sept. 13, 2014
- 75-Yard Touchdown Reception:** 79 by Mario Alford from Clint Trickett at Oklahoma State/Oct. 25, 2014
- 50-Yard Touchdown Reception:** 53 by Mario Alford from Skyler Howard vs. Kansas State/Nov. 20, 2014
- 50-Yard Reception (no touchdown):** 50 by Wendell Smallwood at Maryland/Sept. 13, 2014



ErickINSEY




MarquisLUCAS

The Last Time ...

Rushing and Receiving Touchdown: by Charles Sims at TCU/Nov. 2, 2013
2 Rushing and 2 Receiving Touchdowns: by Steve Slaton at Pitt/Nov. 16, 2006
Kickoff Return For Touchdown: 94 yards by Mario Alford vs. Kansas/Oct. 4, 2014
Returned Opening Kick for a Touchdown: 98 yards by Tavon Austin vs. UConn/Oct. 24, 2009
Punt Return For Touchdown: 76 yards by Tavon Austin vs. TCU/Nov. 3, 2012
Punt Blocked and Returned For Touchdown: 1 yard by Thandi Smith (blocked, picked up and returned) at Rutgers/Oct. 8, 2005
Punt Blocked: by Jarrod Harper at Maryland/Sept. 13, 2014
Punt Blocked For Touchdown: Blocked by Jerry White and recovered by Joe Hunter vs. UCF/Nov. 1, 2003
Punt Blocked For Safety: by Jarrod Harper at Maryland/Sept. 13, 2014
Interception Return For Touchdown: 35 yards by KJ Dillon vs. Texas A&M/Dec. 29, 2014
Interception Return For Touchdown by a Defensive Lineman: 19 yards by Keilen Dykes at Syracuse/Oct. 6, 2007
Two Interceptions Returned for Touchdown: by Shawn Hackett (41) and Grant Wiley (22) vs. Boston College/Sept. 2, 2000
50-Yard Field Goal: 54 by Josh Lambert vs. Baylor/Oct. 18, 2014
Field Goal Blocked: by Kyle Rose vs. Kansas State/Nov. 20, 2014
Missed an Extra Point: by Josh Lambert at Kansas State/Oct. 26, 2013
Two Interceptions in a Game: 2 by Dravon Henry at Oklahoma State/Oct. 25, 2014
Three Interceptions in a Game: 3 by Vann Washington vs. Louisiana Tech/Oct. 29, 1994
Four Interceptions in a Game: 4 by Mike Slater vs. Kentucky/Nov. 1, 1969
Intercepted Fumble Returned For Touchdown: no instance yet found
Fumble Returned For Touchdown: 35 yards by Terrell Chestnut vs. TCU/Nov. 1, 2014
Fumble Recovered For Touchdown: 0 yards by Karl Joseph at Baylor/Oct. 4, 2013
Two-Point Conversion By Rush: Tavon Austin at Iowa State/Nov. 23, 2012
Two-Point Conversion By Pass: Jock Sanders from Geno Smith at Marshall/Sept. 10, 2010
Defensive Extra Point: Matt Taffoni interception return at Pitt/Oct. 15, 1994
Extra Point Blocked: by Rick Sherrod at Maryland/Sept. 29, 2001
Team Gained 300 Yards Rushing: 458 vs. Oklahoma/Nov. 17, 2012
Team Gained 400 Yards Rushing: 458 vs. Oklahoma/Nov. 17, 2012
Team Gained 500 Yards Rushing: 517 vs. Connecticut/Nov. 24, 2007
Team Failed To Gain 100 Yards Rushing: 28 vs. Alabama/Aug. 30, 2014
Team Failed To Gain 50 Yards Rushing: 28 vs. Alabama/Aug. 30, 2014
Team Gained 300 Yards Passing: 346 vs. Texas A&M/Dec. 29, 2014
Team Gained 400 Yards Passing: 511 at Maryland/Sept. 13, 2014
Team Gained 500 Yards Passing: 511 at Maryland/Sept. 13, 2014
Team Failed To Gain 100 Yards Passing: 62 vs. Maryland/Sept. 21, 2012
Team Gained 500 Yards Total Offense: 570 at Iowa State/Nov. 29, 2014
Team Gained 600 Yards Total Offense: 694 at Maryland/Sept. 13, 2014
Team Gained 700 Yards Total Offense: 778 vs. Oklahoma/Nov. 17, 2012
Team Gained 800 Yards Total Offense: 807 vs. Baylor/Sept. 29, 2012
Team Failed To Gain 200 Yards Total Offense: 175 vs. Maryland/Sept. 21, 2013
Team Failed To Get A First Down: no instance yet found
Team Failed To Get A Rushing First Down: vs. Texas Western/Nov. 25, 1950
Team Failed To Get A Passing First Down: vs. South Carolina/Dec. 30, 1969
Team Failed to Get a Third Down Conversion: vs. Syracuse (0/10)/Dec. 29, 2012
Team Had Six Turnovers: two interceptions, four fumbles vs. Maryland/Sept. 21, 2013
Successful Fake Punt: 18-yard run by Zac Cooper vs. Rutgers/Oct. 4, 2008
Scored 70+ Points: 70 vs. Baylor/Sept. 29, 2012
Scored 60+ Points: 70 vs. Baylor/Sept. 29, 2012
Scored 50+ Points: 54 vs. Towson/Sept. 6, 2014
Scored 40+ Points: 41 vs. Baylor/Oct. 18, 2014
Scored 30+ Points: 37 vs. Texas A&M/Dec. 29, 2014
Scored 40+ points in a Half: 49 vs. Clemson/Jan. 4, 2012
Scored 30+ points in a Quarter: 35 vs. Clemson (2nd)/Jan. 4, 2012
Shutout Recorded: 54-0 vs. Towson/Sept. 6, 2014
Safety Scored: Jarrod Harper blocked a Maryland punt through the back of the end zone/Sept. 13, 2014
Two Safeties Scored: at Syracuse/Sept. 25, 2000
Played An Overtime Game: L/55-44 (3OT) vs. Iowa State/Nov. 30, 2013
Played back-to-back Overtime Games: L 47-40 (1OT) vs. Texas/Nov. 9, 2013; W 30-27 (1OT) at TCU/Nov. 2, 2013
Won Game Without An Offensive TD: at Syracuse/Sept. 5, 2005
Won Game Without a Rushing TD: vs. Maryland/Sept. 22, 2012



JarrodHARPER



SheltonGIBSON



The Last Time ...

Versus West Virginia ...

30 Rushing Attempts: 34 by Samaje Perine of Oklahoma/Sept. 20, 2014
100 Rushing Yards: 133 by Tra Carson of Texas A&M/Dec. 29, 2014
200 Rushing Yards: 242 by Samaje Perine of Oklahoma/Sept. 20, 2014
75-Yard Run: 75 by C.J. Brown of Maryland/Sept. 13, 2014
50-Yard Touchdown Run: 69 by Justin Stockton of Texas Tech/Oct. 11, 2014
50-Yard Non-Touchdown Run: 51 by Brandon Shepard of Oklahoma State/Oct. 25, 2014
4 Rushing Touchdowns: 4 by Samaje Perine of Oklahoma/Sept. 20, 2014
3 Rushing Touchdowns: 3 by Johnathan Gray of Texas/Nov. 8, 2014
2 Players Rushing for 100 Yards: 126 by T.J. Yeldon and 113 by Derrick Henry of Alabama/Aug. 30, 2014
20 Pass Completions: 22 by Kyle Allen of Texas A&M/Dec. 29, 2014
30 Pass Completions: 40 by Casey Pachall of TCU/Nov. 2, 2013
50 Pass Attempts: 58 by Casey Pachall of TCU/Nov. 2, 2013
40 Pass Attempts: 41 by Daxx Garman of Oklahoma State/Oct. 25, 2014
30 Pass Attempts: 35 by Kyle Allen of Texas A&M/Dec. 29, 2014
3 Touchdown Passes: 4 by Kyle Allen of Texas A&M/Dec. 29, 2014
4 Touchdown Passes: 4 by Kyle Allen of Texas A&M/Dec. 29, 2014
300 Yards Passing: 400 by Jake Waters of Kansas State/Nov. 20, 2014
400 Yards Passing: 400 by Jake Waters of Kansas State/Nov. 20, 2014
500 Yards Passing: 554 by Landry Jones of Oklahoma/Nov. 17, 2012
100 Yards Rushing & 200 Yards Passing: by C.J. Brown of Maryland (161/241)/Sept. 13, 2014
100 Yards Rushing & 100 Yards Passing: by C.J. Brown of Maryland (161/241)/Sept. 13, 2014
300 Yards Total Offense: 327 by Kyle Allen of Texas A&M/Dec. 29, 2014
400 Yards Total Offense: 413 by Jake Waters of Kansas State/Nov. 20, 2014
10 Receptions: 10 by Tyler Lockett of Kansas State/Nov. 20, 2014
2 Touchdown Receptions: 2 by Malcome Kennedy of Texas A&M/Dec. 29, 2014
3 Touchdown Receptions: 3 by Tyler Lockett of Kansas State/Oct. 26, 2013
4 Touchdown Receptions: 4 by Kenny Stills of Oklahoma/Nov. 17, 2012
100 Yards Receiving: 196 by Tyler Lockett of Kansas State/Nov. 20, 2014
150 Yards Receiving: 196 by Tyler Lockett of Kansas State/Nov. 20, 2014
200 Yards Receiving: 314 by Terrance Williams of Baylor/Sept. 29, 2012
Double 100-Yard Receivers: 112 by Curry Sexton and 111 by Tyler Lockett of Kansas State/Oct. 26, 2013
50-Yard Touchdown Reception: 63 by Antwan Goodley of Baylor/Oct. 18, 2014
75-Yard Touchdown Reception: 76 by Devin Lauderdale of Texas Tech/Oct. 11, 2014
50-Yard Reception (no touchdown): 54 by Tyler Lockett from Jake Waters of Kansas State/Nov. 20, 2014
Rushing and Receiving Touchdown: 1 rushing & 1 receiving by Aaron Wimberly of Iowa State/Nov. 29, 2014
Passing and Rushing Touchdown: by C.J. Brown of Maryland/Sept. 13, 2014
Passing and Receiving Touchdown: by Trevor Knight of Oklahoma/Sept. 20, 2014
Kickoff Return For Touchdown: 100 yards Alex Ross of Oklahoma/Sept. 20, 2014
Opening Kickoff Return for Touchdown: 100 yards by Mardy Gilyard of Cincinnati/Nov. 8, 2008
Punt Return For Touchdown: 43 yards by Tyler Lockett of Kansas State/Nov. 20, 2014
2 Players Return Punts For Touchdown: by DeJuan Tribble (41) and Will Blackmon (71) of Boston College/Nov. 13, 2004
Punt Blocked: blocked by C.J. Crawford of Marshall/Sept. 1, 2012
Punt Blocked/Recovered in End Zone For Touchdown: blocked by Alex Lewis and recovered in end zone by Kareem Timbers of Wisconsin/Aug. 30, 2003
Punt Blocked/Returned For Touchdown: blocked by Marcus Gildersleeve and returned 17 yards by Ricky Hall of Virginia Tech/Oct. 31, 1998
Interception Return For Touchdown: 28 yards by A.J. Hendy of Maryland/Sept. 21, 2013
50-Yard Field Goal: 50 by Brad Craddock of Maryland/Sept. 21, 2013
Field Goal Blocked: by T.J. Semke of Kansas/Oct. 4, 2014
Blocked Field Goal Returned For Touchdown: 82 yards by Andrew Johnson of Louisville/Nov. 5, 2011




Nick O'TOOLE



NobleNWACHUKWU

The Last Time ...

- Intercepted Fumble Returned For Touchdown:** 75 yards by Tim Quense of Pitt/Oct. 1, 1983
- Fumble Recovered/Returned For Touchdown:** 0 yards by Jackson Jeffcoat of Texas/Oct. 6, 2012
- Two-Point Conversion By Rush:** by Davin Meggett of Maryland/Sept. 17, 2011
- Two-Point Conversion By Pass:** by E.J. Bibbs from Grant Rohach of Iowa State/Nov. 30, 2013
- Defensive Extra Point:** has not yet occurred
- Extra Point Blocked:** by Travis Britz of Kansas State/Oct. 26, 2013
- Punt Blocked For Safety:** by Chris Nofoaiga of Idaho/Oct. 7, 2000
- Team Gained 400 Yards Rushing:** 468 by Baylor/Oct. 4, 2013
- Team Gained 300 Yards Rushing:** 301 by Oklahoma/Sept. 20, 2014
- Team Gained 200 Yards Rushing:** 235 by Texas A&M/Dec. 29, 2014
- Team Failed To Gain 100 Yards Rushing:** 1 by Kansas State/Nov. 20, 2014
- Team Finished With Negative Rushing Yards:** Minus-10 by Maryland/Sept. 18, 2010
- Team Gained 300 Yards Passing:** 400 by Kansas State/Nov. 20, 2014
- Team Gained 400 Yards Passing:** 400 by Kansas State/Nov. 20, 2014
- Team Failed To Gain 100 Yards Passing:** 80 by Towson/Sept. 6, 2014
- Team Gained 500 Yards Total Offense:** 529 by Texas A&M/Dec. 29, 2014
- Team Failed To Gain 250 Yards Total Offense:** 176 by Kansas/Oct. 4, 2014
- Team Failed To Gain 200 Yards Total Offense:** 176 by Kansas/Oct. 4, 2014
- Team Failed To Gain 100 Yards Total Offense:** 90 by Rutgers/Oct. 12, 2002
- Team Failed To Get A First Down:** no instance yet found
- Team Failed To Get A Rushing First Down:** by Western Michigan/Sept. 7, 1996
- Team Failed To Get A Passing First Down:** by Pitt/Oct. 10, 1981
- Successful Fake Punt:** by Kirby Van Der Kamp of Iowa State/Nov. 30, 2012
- Team Scored 50+ Points:** 52 by Iowa State/Nov. 30, 2013
- Team Scored 40+ Points:** 45 by Texas A&M/Dec. 29, 2014
- Team Scored 30+ Points:** 45 by Texas A&M/Dec. 29, 2014
- Shutout Recorded:** 37-0 by Maryland/Sept. 21, 2013
- Safety Scored:** When WVU's Clint Trickett was sacked in the end zone by Texas' Cedric Reed/Nov. 8, 2014
- Two Safeties Scored:** When WVU's Geno Smith was tackled in the end zone by Syracuse's Cameron Lynch and Siriki Diabate, and when Smith was called for intentional grounding when he was being tackled by Brandon Sharpe/Dec. 29, 2012



Vernon DAVIS



Rick RUMPH



Top Game Performances

West Virginia

100-Yard Rushers

Date	Opponent	Player	Att.	Yards	Avg.	TD	Long
------	----------	--------	------	-------	------	----	------

100-Yard Receivers

Date	Opponent	Player	Rec.	Yards	Avg.	TD	Long
------	----------	--------	------	-------	------	----	------

300-Yard Passer

Date	Opponent	Player	Att.	Comp.	Yards	TD	Long
------	----------	--------	------	-------	-------	----	------

10+ Tackles

Date	Opponent	Player	Solo	Assist	Total	TFL	Sacks
------	----------	--------	------	--------	-------	-----	-------

Opponent

100-Yard Rushers

Date	Opponent	Player	Att.	Yards	Avg.	TD	Long
------	----------	--------	------	-------	------	----	------

100-Yard Receivers

Date	Opponent	Player	Rec.	Yards	Avg.	TD	Long
------	----------	--------	------	-------	------	----	------

300-Yard Passer

Date	Opponent	Player	Att.	Comp.	Yards	TD	Long
------	----------	--------	------	-------	-------	----	------

10+ Tackles

Date	Opponent	Player	Solo	Assist	Total	TFL	Sacks
------	----------	--------	------	--------	-------	-----	-------

Special Teams Tackles

Player	Total	UA/A	KO	P	GSU	LU	MD	OK	OSU	BU	TCU	TT	TX	KS	ISU	KState
--------	-------	------	----	---	-----	----	----	----	-----	----	-----	----	----	----	-----	--------



Dravon ASKEW-HENRY

Height: 5-11 | Weight: 202 | Class: Sophomore
Last School: Aliquippa | Hometown: Aliquippa, Pa.

2015 Notes

- Started all 13 games as a true freshman in 2014

2015 Game-By-Game

Opponent	UT/AT/TT	TFL	Sacks	FF	FR	Int	PBU
Ga. Southern	0/0/0	0	0	0	0	0	0
Liberty	0/0/0	0	0	0	0	0	0
Maryland	0/0/0	0	0	0	0	0	0
Oklahoma	0/0/0	0	0	0	0	0	0
Oklahoma St.	0/0/0	0	0	0	0	0	0
Baylor	0/0/0	0	0	0	0	0	0
TCU	0/0/0	0	0	0	0	0	0
Texas Tech	0/0/0	0	0	0	0	0	0
Texas	0/0/0	0	0	0	0	0	0
Kansas	0/0/0	0	0	0	0	0	0
Iowa State	0/0/0	0	0	0	0	0	0
Kansas State	0/0/0	0	0	0	0	0	0

2015 Season-Game Bests

Unassisted Tackles.....
Assisted Tackles.....
Total Tackles.....
Tackles For Loss.....
Sacks.....
Forced Fumbles.....
Fumble Recoveries.....
Interceptions.....
Pass Breakups.....

Career Highs

Unassisted Tackles.....	8 vs. Texas A&M ('14)
Assisted Tackles.....	3 vs. Alabama ('14)
Total Tackles.....	6 vs. Alabama (14); at Texas Tech ('14)
Tackles For Loss.....	1 vs. Kansas State ('14)
Sacks.....
Forced Fumbles.....
Fumble Recoveries.....
Interceptions.....	2 at Oklahoma State ('14)
Pass Breakups.....	1 vs. Kansas (14); Texas A&M ('14)

Henry's Defensive Statistics

Year	GP	T/A/TT	TFL	Sacks	INT	PB	FF	FR
2015								
2014	13	36/8/45	1/3	0	2	2	0	0
Totals								



Jared BARBER

Height: 6-0 | Weight: 232 | Class: Redshirt Senior
Last School: Davie | Hometown: Mocksville, N.C.

2015 Notes

- Played in 32 games and started 13
- Returns after missing the entire 2014 season with a knee injury suffered in 2013 against Texas

2015 Game-By-Game

Opponent	UT/AT/TT	TFL	Sacks	FF	FR	Int	PBU
Ga. Southern	0/0/0	0	0	0	0	0	0
Liberty	0/0/0	0	0	0	0	0	0
Maryland	0/0/0	0	0	0	0	0	0
Oklahoma	0/0/0	0	0	0	0	0	0
Oklahoma St.	0/0/0	0	0	0	0	0	0
Baylor	0/0/0	0	0	0	0	0	0
TCU	0/0/0	0	0	0	0	0	0
Texas Tech	0/0/0	0	0	0	0	0	0
Texas	0/0/0	0	0	0	0	0	0
Kansas	0/0/0	0	0	0	0	0	0
Iowa State	0/0/0	0	0	0	0	0	0
Kansas State	0/0/0	0	0	0	0	0	0

2015 Season-Game Bests

Unassisted Tackles.....
Assisted Tackles.....
Total Tackles.....
Tackles For Loss.....
Sacks.....
Forced Fumbles.....
Fumble Recoveries.....
Interceptions.....
Pass Breakups.....

Career Highs

Unassisted Tackles.....	8 at Baylor (13); vs. Texas ('13)
Assisted Tackles.....	6 vs. Texas ('13)
Total Tackles.....	14 vs. Texas ('13)
Tackles For Loss.....	2 vs. Kansas State ('12)
Sacks.....	1 vs. Kansas State ('12)
Forced Fumbles.....	1 vs. Texas ('13)
Fumble Recoveries.....	1 vs. TCU ('12); 1 at TCU ('13)
Interceptions.....
Pass Breakups.....	2 vs. Clemson ('11)

Barber's Defensive Statistics

Year	GP	T/A/TT	TFL	Sacks	INT	PB	FF	FR
2015								
2013	10	43/28/71	5/14	0	0	2	1	1
2012	10	18/16/34	2.5/13	1/9	0	1	0	1
2011	12	13/10/23	2/6	0	0	3	0	0
Totals	32	74/54/128	9.5/33	1/9	0	6	1	2



Christian BROWN

Height: 6-2 | Weight: 290 | Class: Redshirt Junior
Last School: Bridgeton (NJ) | Hometown: Fort Myers, Fla.

2015 Notes

- Has played in 27 career games with one start

2015 Game-By-Game

Opponent	UT/AT/TT	TFL	Sacks	FF	FR	Int	PBU
Ga. Southern	0/0/0	0	0	0	0	0	0
Liberty	0/0/0	0	0	0	0	0	0
Maryland	0/0/0	0	0	0	0	0	0
Oklahoma	0/0/0	0	0	0	0	0	0
Oklahoma St.	0/0/0	0	0	0	0	0	0
Baylor	0/0/0	0	0	0	0	0	0
TCU	0/0/0	0	0	0	0	0	0
Texas Tech	0/0/0	0	0	0	0	0	0
Texas	0/0/0	0	0	0	0	0	0
Kansas	0/0/0	0	0	0	0	0	0
Iowa State	0/0/0	0	0	0	0	0	0
Kansas State	0/0/0	0	0	0	0	0	0

2015 Season-Game Bests

Unassisted Tackles.....
Assisted Tackles.....
Total Tackles.....
Tackles For Loss.....
Sacks.....
Forced Fumbles.....
Fumble Recoveries.....
Interceptions.....
Pass Breakups.....

Career Highs

Unassisted Tackles.....	5 vs. Texas A&M ('14)
Assisted Tackles.....	2 (4 times)
Total Tackles.....	7 vs. Texas A&M ('14)
Tackles For Loss.....	1.0 vs. Oklahoma ('12), vs. K-State ('12)
Sacks.....
Forced Fumbles.....	1 vs. Oklahoma ('12)
Fumble Recoveries.....
Interceptions.....
Pass Breakups.....	1 at Maryland ('14)

Brown's Defensive Statistics

Year	GP	T/A/TT	TFL	Sacks	INT	PB	FF	FR
2015								
2014	12	13/8/21	0	0	0	1	0	0
2013	4	1/2/3	0	0	0	0	0	0
2012	10	7/3/10	2/2	0	0	0	1	0
Totals	26	21/13/34	2/2	0	0	1	1	0



Isaiah BRUCE

Height: 6-1 | Weight: 238 | Class: Redshirt Senior
Last School: Providence | Hometown: Jacksonville, Fla.

2015 Notes

▶ Has played in 37 career games and started 20

2015 Game-By-Game

Opponent	UT/AT/TT	TFL	Sacks	FF	FR	Int	PBU
Ga. Southern							
Liberty							
Maryland							
Oklahoma							
Oklahoma St.							
Baylor							
TCU							
Texas Tech							
Texas							
Kansas							
Iowa State							
Kansas State							

2015 Season-Game Bests

Unassisted Tackles.....	
Assisted Tackles.....	
Total Tackles.....	
Tackles For Loss.....	
Sacks.....	
Forced Fumbles.....	
Fumble Recoveries.....	
Interceptions.....	
Pass Breakups.....	

Career Highs

Unassisted Tackles.....	7 (3 times)
Assisted Tackles.....	9 vs. Marshall ('12)
Total Tackles.....	16 vs. Marshall ('12)
Tackles For Loss.....	2 (3 times)
Sacks.....	0.5 vs. JMU ('12)
Forced Fumbles.....	1 (3 times)
Fumble Recoveries.....	1 (4 times)
Interceptions.....	1 vs. TCU ('12), Syracuse ('12)
Pass Breakups.....	1 (4 times)

Bruce's Defensive Statistics

Year	GP	T/A/TT	TFL	Sacks	INT	PB	FF	FR
2015								
2014	13	11/4/15	3.5/11	0	0	1	0	0
2013	11	26/17/43	5/18	0	0	0	3	2
2012	13	51/43/94	6.5/17	0.5/1	2/12	3	0	2
Totals	37	88/64/152	15.5/46	0.5/1	2/12	4	3	4



Terrell CHESTNUT

Height: 5-11 | Weight: 193 | Class: Redshirt Senior
Last School: Pottsgrove | Hometown: Pottstown, Pa.

2015 Notes

▶ Has played in 28 career games and started 15

2015 Game-By-Game

Opponent	UT/AT/TT	TFL	Sacks	FF	FR	Int	PBU
Ga. Southern							
Liberty							
Maryland							
Oklahoma							
Oklahoma St.							
Baylor							
TCU							
Texas Tech							
Texas							
Kansas							
Iowa State							
Kansas State							

2015 Season-Game Bests

Unassisted Tackles.....	
Assisted Tackles.....	
Total Tackles.....	
Tackles For Loss.....	
Sacks.....	
Forced Fumbles.....	
Fumble Recoveries.....	
Interceptions.....	
Pass Breakups.....	

Career Highs

Unassisted Tackles.....	5 vs. Oklahoma ('14)
Assisted Tackles.....	3 vs. Alabama ('14); at Maryland ('14)
Total Tackles.....	6 at Maryland ('14); vs. Oklahoma ('14)
Tackles For Loss.....	1 vs. Kansas ('12)
Sacks.....	
Forced Fumbles.....	1 vs. Texas Tech ('13); vs. TCU ('14)
Fumble Recoveries.....	1 vs. TCU ('14)
Interceptions.....	1 at Iowa State ('14)
Pass Breakups.....	2 at Texas ('14); vs. Texas A&M ('14)

Chestnut's Defensive Statistics

Year	GP	T/A/TT	TFL	Sacks	INT	PB	FF	FR
2015								
2014	12	25/10/35	0	0	1	7	0	1
2013	10	7/3/10	0	0	0	0	1	0
2012	6	3/3/6	1/4	0	0	2	0	0
Totals	28	35/16/51	1/4	0	1	9	1	1



Cody CLAY

Height: 6-4 | Weight: 262 | Class: Redshirt Senior
Last School: George Washington | Hometown: Alum Creek, W.Va.

2015 Notes

▶ Has played in 38 career games and started 22

2015 Game-By-Game

Opponent	No.	Yards	Avg.	TD	Lg
Ga. Southern					
Liberty					
Maryland					
Oklahoma					
Oklahoma State					
Baylor					
TCU					
Texas Tech					
Texas					
Kansas					
Iowa State					
Kansas State					

2015 Single-Game Bests

Receptions.....	
Receiving Yards.....	
Receiving Touchdowns.....	
Long Reception.....	

Career Bests

Receptions.....	3 vs. Oklahoma State ('13)
Receiving Yards.....	27 vs. Oklahoma State ('13)
Receiving Touchdowns.....	1 at TCU ('13)
Long Reception.....	21 at Iowa State ('14)

Clay's Receiving Statistics

Year	Games	No.	Yards	Avg.	TD	Long
2015						
2014	13	7	65	9.3	0	21
2013	12	9	73	8.1	1	12
2012	13	2	29	14.5	0	19
Totals	38	18	167	9.3	1	21



KJDILLON

Height: 6-1 | Weight: 209 | Class: Senior
Last School: Apopka | Hometown: Apopka, Fla.

2015 Notes

- ▶ Has played in 35 career games and started 16

2015 Game-By-Game

Opponent	UT/AT/TT	TFL	Sacks	FF	FR	Int	PBU
Ga. Southern							
Liberty							
Maryland							
Oklahoma							
Oklahoma St.							
Baylor							
TCU							
Texas Tech							
Texas							
Kansas							
Iowa State							
Kansas State							

2015 Season-Game Bests


Unassisted Tackles.....	
Assisted Tackles.....	
Total Tackles.....	
Tackles For Loss.....	
Sacks.....	
Forced Fumbles.....	
Fumble Recoveries.....	
Interceptions.....	
Pass Breakups.....	

Career Highs

Unassisted Tackles.....	7 vs. Kansas State ('14)
Assisted Tackles.....	3 vs. JMU ('12)
Total Tackles.....	8 vs. Kansas State ('14)
Tackles For Loss.....	2.5 vs. Kansas State ('14)
Sacks.....	0.5 vs. Towson
Forced Fumbles.....	1 at Texas Tech ('12)
Fumble Recoveries.....	1 vs. Maryland ('13)
Interceptions.....	1 (3 times)
Pass Breakups.....	2 (3 times)

Dillon's Defensive Statistics

Year	GP	T/A/TT	TFL	Sacks	INT	PB	FF	FR
2015								
2014	13	43/19/62	7.5/18	0.5/4	3	7	0	0
2013	9	23/5/28	3/8	0	0	6	0	1
2012	13	14/6/20	0	0	0	0	1	0
Totals	35	80/30/110	10.5/26	0.5/4	3	13	1	1



SheltonGIBSON

Height: 5-11 | Weight: 193 | Class: Redshirt Sophomore
Last School: Cleveland Heights | Hometown: Cleveland, Ohio

2015 Notes

- ▶ Has played in 12 games in 2014

2015 Game-By-Game

Opponent	No.	Yards	Avg.	TD	Lg
Ga. Southern					
Liberty					
Maryland					
Oklahoma					
Oklahoma State					
Baylor					
TCU					
Texas Tech					
Texas					
Kansas					
Iowa State					
Kansas State					

2015 Single-Game Bests

Receptions.....	
Receiving Yards.....	
Receiving Touchdowns.....	
Long Reception.....	

Career Bests

Receptions.....	2 vs. Towson ('14)
Receiving Yards.....	47 vs. Texas A&M ('14)
Receiving Touchdowns.....	
Long Reception.....	47 vs. Texas A&M ('14)

Gibson's Receiving Statistics

Year	Games	No.	Yards	Avg.	TD	Long
2015						
2014	12	4	60	15.0	0	47
Totals						



JarrodHARPER

Height: 6-1 | Weight: 211 | Class: Redshirt Senior
Last School: Mountain Ridge | Hometown: Frostburg, Md.

2015 Notes

- ▶ Has played in 25 career games

2015 Game-By-Game

Opponent	UT/AT/TT	TFL	Sacks	FF	FR	Int	PBU
Ga. Southern							
Liberty							
Maryland							
Oklahoma							
Oklahoma St.							
Baylor							
TCU							
Texas Tech							
Texas							
Kansas							
Iowa State							
Kansas State							

2015 Season-Game Bests

Unassisted Tackles.....	
Assisted Tackles.....	
Total Tackles.....	
Tackles For Loss.....	
Sacks.....	
Forced Fumbles.....	
Fumble Recoveries.....	
Interceptions.....	
Pass Breakups.....	

Career Highs

Unassisted Tackles.....	3 at Kansas ('13)
Assisted Tackles.....	2 at Kansas ('13)
Total Tackles.....	5 at Kansas ('13)
Tackles For Loss.....	1 vs. Towson ('14)
Sacks.....	1 vs. Towson ('14)
Forced Fumbles.....	1 at Kansas ('13)
Fumble Recoveries.....	
Interceptions.....	
Pass Breakups.....	

Harper's Defensive Statistics

Year	GP	T/A/TT	TFL	Sacks	INT	PB	FF	FR
2015								
2014	13	9/4/13	1/9	1/9	0	0	0	0
2013	12	6/4/10	0	0	0	0	1	0
Totals	25	15/8/23	1/9	1/9	0	0	1	0



Skyler HOWARD

Height: 6-0 | Weight: 206 | Class: Junior
Last School: Riverside CC | Hometown: Forth Worth, Texas

2015 Notes

- ▶ Played in four games and started two

2015 Game-By-Game

Opponent	Comp.	Att.	Int.	Pct.	Yards	TDs	Long
Ga. Southern							
Liberty							
Maryland							
Oklahoma							
Oklahoma St.							
Baylor							
TCU							
Texas Tech							
Texas							
Kansas							
Iowa State							
Kansas State							

2015 Single-Game Bests

Rushing Yards.....	
Rushing Attempts.....	
Rushing Touchdowns.....	
Long Rush.....	
Passing Attempts.....	
Passing Completions.....	
Passing Yards.....	
Passing Touchdowns.....	
Long Completion.....	

Career Bests

Rushing Yards.....	69 at Iowa State ('14)
Rushing Attempts.....	10 vs. Texas A&M ('14)
Rushing Touchdowns.....	
Long Rush.....	24 at Iowa State ('14)
Passing Attempts.....	45 vs. Texas A&M ('14)
Passing Completions.....	21 at Iowa State ('14)
Passing Yards.....	346 vs. Texas A&M ('14)
Passing Touchdowns.....	3 at Iowa St. ('14); vs. Texas A&M ('14)
Long Completion.....	53 vs. Kansas State ('14)

Howard's Passing Statistics

Year	Games	C/A	Pct.	Yards	TD	Int.	Long
2015							
2014	4	56/110	.509	829	8	0	53
Totals							

Howard's Rushing Statistics

Year	Games	Att.	Yards	Avg.	TD	Long
2014						
2014	4	22	140	6.4	0	24
Totals						



Karl JOSEPH

Height: 5-11 | Weight: 200 | Class: Senior
Last School: Edgewater | Hometown: Orlando, Fla.

2015 Notes

- ▶ Has started all 38 games of his career

2015 Game-By-Game

Opponent	UT/AT/TT	TFL	Sacks	FF	FR	Int	PBU
Ga. Southern							
Liberty							
Maryland							
Oklahoma							
Oklahoma St.							
Baylor							
TCU							
Texas Tech							
Texas							
Kansas							
Iowa State							
Kansas State							

2015 Season-Game Bests

Unassisted Tackles.....	
Assisted Tackles.....	
Total Tackles.....	
Tackles For Loss.....	
Sacks.....	
Forced Fumbles.....	
Fumble Recoveries.....	
Interceptions.....	
Pass Breakups.....	

Career Highs

Unassisted Tackles.....	12 at ISU ('12), at K-State ('13)
Assisted Tackles.....	7 vs. Alabama ('14)
Total Tackles.....	18 vs. Alabama ('14)
Tackles For Loss.....	2 (3 times)
Sacks.....	1 vs. Maryland ('12)
Forced Fumbles.....	1 (8 times)
Fumble Recoveries.....	1 (5 times)
Interceptions.....	1 (4 times)
Pass Breakups.....	2 vs. Oklahoma State ('13);at Iowa State ('14)

Joseph's Defensive Statistics

Year	GP	T/A/TT	TFL	Sacks	INT	PB	FF	FR
2015								
2014	13	62/30/92	4.5/11	0	0	1	3	0
2013	12	56/12/68	3/11	0	1/11	4	2	4
2012	13	76/28/104	7/25	1/12	2/22	6	3	1
Totals	38	194/70/264	13.5/47	1/12	3/33	11	8	5



Eric KINSEY

Height: 6-3 | Weight: 280 | Class: Senior
Last School: Miami Northwestern | Hometown: Miami, Fla.

2015 Notes

- ▶ Has played in 32 career games and started four

2015 Game-By-Game

Opponent	UT/AT/TT	TFL	Sacks	FF	FR	Int	PBU
Ga. Southern							
Liberty							
Maryland							
Oklahoma							
Oklahoma St.							
Baylor							
TCU							
Texas Tech							
Texas							
Kansas							
Iowa State							
Kansas State							

2015 Season-Game Bests

Unassisted Tackles.....	
Assisted Tackles.....	
Total Tackles.....	
Tackles For Loss.....	
Sacks.....	
Forced Fumbles.....	
Fumble Recoveries.....	
Interceptions.....	
Pass Breakups.....	

Career Highs

Unassisted Tackles.....	2 (4 times)
Assisted Tackles.....	2 (3 times)
Total Tackles.....	4 vs. Kansas
Tackles For Loss.....	1 (3 times)
Sacks.....	1 vs. Iowa State ('13)
Forced Fumbles.....	
Fumble Recoveries.....	
Interceptions.....	
Pass Breakups.....	1 (3 times)

Kinsey's Defensive Statistics

Year	GP	T/A/TT	TFL	Sacks	INT	PB	FF	FR
2015								
2014	9	2/3/5	1/7	0	0	0	0	0
2013	10	8/7/15	3/8	1	0	1	0	0
2012	13	2/2/4	0	0	0	2	0	0
Totals	32	12/12/24	4/15	1	0	3	0	0



Nick **KWIATKOSKI**

Height: 6-2 | **Weight:** 238 | **Class:** Redshirt Senior
Last School: Bethel Park | **Hometown:** Bethel Park, Pa.

2015 Notes

- ▶ Has played in 35 career games and started 24

2015 Game-By-Game

Opponent	UT/AT/TT	TFL	Sacks	FF	FR	Int	PBU
Ga. Southern							
Liberty							
Maryland							
Oklahoma							
Oklahoma St.							
Baylor							
TCU							
Texas Tech							
Texas							
Kansas							
Iowa State							
Kansas State							

2015 Season-Game Bests

Unassisted Tackles.....	10 at Maryland ('14)
Assisted Tackles.....	8 vs. Iowa State ('13)
Total Tackles.....	14 vs. Iowa State ('13)
Tackles For Loss.....	3 at Maryland ('14)
Sacks.....	1 vs. GSU ('13), at KSU ('13)
Forced Fumbles.....	1 vs. GSU ('13), at KSU ('13)
Fumble Recoveries.....	1 at Kansas ('13)
Interceptions.....	1 (3 times)
Pass Breakups.....	2 at Maryland ('14); at Iowa State ('14)

Career Highs

Unassisted Tackles.....	10 at Maryland ('14)
Assisted Tackles.....	8 vs. Iowa State ('13)
Total Tackles.....	14 vs. Iowa State ('13)
Tackles For Loss.....	3 at Maryland ('14)
Sacks.....	1 vs. GSU ('13), at KSU ('13)
Forced Fumbles.....	1 vs. GSU ('13), at KSU ('13)
Fumble Recoveries.....	1 at Kansas ('13)
Interceptions.....	1 (3 times)
Pass Breakups.....	2 at Maryland ('14); at Iowa State ('14)

Kwiatkoski's Defensive Statistics

Year	GP	T/A/TT	TFL	Sacks	INT	PB	FF	FR
2015								
2014	13	71/32/103	11.5/25	0.5	0	4	0	0
2013	10	54/32/86	6.5/20	2	3	0	2	1
2012	12	17/11/28	0	0	0	3	0	0
Totals	35	142/75/217	17.5/45	2.5	3	7	2	1



Josh **LAMBERT**

Height: 5-11 | **Weight:** 212 | **Class:** Redshirt Junior
Last School: Garland | **Hometown:** Garland, Texas

2015 Notes

- ▶ Three-year starter at kicker
- ▶ 2014 Lou Groza Award finalist
- ▶ Named 2014 All-American

2015 Game-By-Game

Opponent	FGM/A	Pct.	Lg	XP/A	Pts.
Ga. Southern					
Liberty					
Maryland					
Oklahoma					
Oklahoma State					
Baylor					
TCU					
Texas Tech					
Texas					
Kansas					
Iowa State					
Kansas State					

2015 FG SEQUENCE West Virginia

Georgia Southern
Liberty
Maryland
Oklahoma
Oklahoma State
Baylor
TCU
Texas Tech
Texas
Kansas
Iowa State
Kansas State

Numbers in (parentheses) indicate FG was made.

Lambert's Field Goals

Year	FG/A	Pct.	1/29	30/39	40/49	50+	Lg
2015							
2014	30/39	.769	8/8	6/7	12/19	4/5	55
2013	17/23	.739	6/6	5/6	5/6	1/5	50
Totals	47/62	.758	14/14	11/13	17/25	5/10	55



Noble **NWACHUKWU**

Height: 6-2 | **Weight:** 271 | **Class:** Redshirt Junior
Last School: Wylie | **Hometown:** Wylie, Texas

2015 Notes

- ▶ Has played in 22 career games and started 13

2015 Game-By-Game

Opponent	UT/AT/TT	TFL	Sacks	FF	FR	Int	PBU
Ga. Southern							
Liberty							
Maryland							
Oklahoma							
Oklahoma St.							
Baylor							
TCU							
Texas Tech							
Texas							
Kansas							
Iowa State							
Kansas State							

2015 Season-Game Bests

Unassisted Tackles.....	
Assisted Tackles.....	
Total Tackles.....	
Tackles For Loss.....	
Sacks.....	
Forced Fumbles.....	
Fumble Recoveries.....	
Interceptions.....	
Pass Breakups.....	

Career Bests

Unassisted Tackles.....	4 at Texas ('14)
Assisted Tackles.....	5 vs. Alabama ('14)
Total Tackles.....	5 vs. Alabama ('14); at Texas ('14)
Tackles For Loss.....	2 at Texas ('14)
Sacks.....	1.5 vs. Texas A&M ('14)
Forced Fumbles.....	1 vs. Iowa State ('13)
Fumble Recoveries.....	
Interceptions.....	
Pass Breakups.....	1 (3 times)

Nwachukwu's Defensive Statistics

Year	GP	T/A/TT	TFL	Sacks	INT	PB	FF	FR
2015								
2014	13	21/13/34	8/30	2/16	0	4	0	0
2013	9	4/1/5	1/8	1/8	0	0	1	0
Totals	22	25/14/39	9/38	3/24	0	4	1	0



Nick O'TOOLE

Height: 6-3 | Weight: 216 | Class: Senior
Last School: Fullerton College | Hometown: Corona, Calif.

2015 Notes

- ▶ Named Academic All-Big 12 Second Team

2015 Game-By-Game Punting

Opponent	Punts	Yds	Avg.	Lg	TB	FC	50+	I-20
Ga. Southern								
Liberty								
Maryland								
Oklahoma								
Oklahoma State								
Baylor								
TCU								
Texas Tech								
Texas								
Kansas								
Iowa State								
Kansas State								

O'Toole's Punting Statistics

Year	Punts	Yards	Avg.	Lg	TB	FC	50+	I-20
2015								
2014	57	2,383	41.8	59	2	21	11	24
2013	73	3,218	44.1	68	5	23	26	22
Totals	130	5,601	43.1	68	7	44	37	46



Shaq PETTEWAY

Height: 6-0 | Weight: 232 | Class: Redshirt Senior
Last School: Steubenville | Hometown: Stubenville, Ohio

2015 Notes

- ▶ Has played in 38 career games and has one start

2015 Game-By-Game

Opponent	UT/AT/TT	TFL	Sacks	FF	FR	Int	PBU
Ga. Southern							
Liberty							
Maryland							
Oklahoma							
Oklahoma St.							
Baylor							
TCU							
Texas Tech							
Texas							
Kansas							
Iowa State							
Kansas State							

2015 Season-Game Bests

Unassisted Tackles.....	
Assisted Tackles.....	
Total Tackles.....	
Tackles For Loss.....	
Sacks.....	
Forced Fumbles.....	
Fumble Recoveries.....	
Interceptions.....	
Pass Breakups.....	

Career Bests

Unassisted Tackles.....	6 vs. TCU ('12)
Assisted Tackles.....	5 at Iowa State ('14)
Total Tackles.....	10 vs. TCU ('12)
Tackles For Loss.....	1.5 vs. TCU ('12)
Sacks.....	1.5 vs. TCU ('12)
Forced Fumbles.....	
Fumble Recoveries.....	
Interceptions.....	
Pass Breakups.....	2 vs. Oklahoma ('12)

PetteWAY's Defensive Statistics

Year	GP	T/A/TT	TFL	Sacks	INT	PB	FF	FR
2015								
2014	13	32/7/39	4/10	1/4	0	1	0	0
2012	13	26/16/42	4.5/17	1.5/14	0	3	0	0
2011	12	5/3/8	0	0	0	0	0	0
Totals	38	63/26/89	8.5/27	2/18	0	4	0	0



Kyle ROSE

Height: 6-4 | Weight: 295 | Class: Redshirt Senior
Last School: Centerville | Hometown: Centerville, Ohio

2015 Notes

- ▶ Has played in 38 career games and started 20

2015 Game-By-Game

Opponent	UT/AT/TT	TFL	Sacks	FF	FR	Int	PBU
Ga. Southern							
Liberty							
Maryland							
Oklahoma							
Oklahoma St.							
Baylor							
TCU							
Texas Tech							
Texas							
Kansas							
Iowa State							
Kansas State							

2015 Season-Game Bests

Unassisted Tackles.....	
Assisted Tackles.....	
Total Tackles.....	
Tackles For Loss.....	
Sacks.....	
Forced Fumbles.....	
Fumble Recoveries.....	
Interceptions.....	
Pass Breakups.....	

Career Highs

Unassisted Tackles.....	5 at Kansas ('13)
Assisted Tackles.....	5 at TCU ('13), vs. Iowa State ('13)
Total Tackles.....	7 at TCU ('13)
Tackles For Loss.....	2 at Oklahoma ('13)
Sacks.....	1 vs. Georgia State ('13)
Forced Fumbles.....	
Fumble Recoveries.....	1 vs. Texas ('13)
Interceptions.....	
Pass Breakups.....	1 (3 times)

Rose's Defensive Statistics

Year	GP	T/A/TT	TFL	Sacks	INT	PB	FF	FR
2015								
2014	13	19/16/35	1/1	0	0	0	0	0
2013	12	29/20/49	8.5/31	1/7	0	1	0	1
2012	13	14/11/25	0	0	0	2	0	0
Totals	38	62/47/109	9.5/32	1/7	0	3	0	1



RickRUMPH III

Height: 5-11 | Weight: 185 | Class: Senior
Last School: Mainland | Hometown: Daytona Beach, Fla.

2015 Notes

- ▶ Has played in 31 career games

2015 Game-By-Game

Opponent	UT/AT/TT	TFL	Sacks	FF	FR	Int	PBU
Ga. Southern							
Liberty							
Maryland							
Oklahoma							
Oklahoma St.							
Baylor							
TCU							
Texas Tech							
Texas							
Kansas							
Iowa State							
Kansas State							

2015 Season-Game Bests

Unassisted Tackles.....	
Assisted Tackles.....	
Total Tackles.....	
Tackles For Loss.....	
Sacks.....	
Forced Fumbles.....	
Fumble Recoveries.....	
Interceptions.....	
Pass Breakups.....	

Career Highs

Unassisted Tackles.....	6 vs. Baylor ('14)
Assisted Tackles.....	3 at Oklahoma ('13)
Total Tackles.....	6 vs. Baylor ('14)
Tackles For Loss.....	
Sacks.....	
Forced Fumbles.....	1 at Texas Tech ('12)
Fumble Recoveries.....	
Interceptions.....	1 vs. Kansas State ('14)
Pass Breakups.....	

Rumph's Defensive Statistics

Year	GP	T/A/TT	TFL	Sacks	INT	PB	FF	FR
2015								
2014	13	17/5/22	0	0	1	0	0	0
2013	9	3/3/6	0	0	0	0	0	0
2012	9	6/3/9	0	0	0	0	0	1
Totals	31	26/11/37	0	0	1	0	0	1



RushelSHELL

Height: 5-10 | Weight: 224 | Class: Redshirt Junior
Last School: Pitt | Hometown: Hopewell, Pa.

2015 Notes

- ▶ Has played in 12 games and started eight

2015 Game-By-Game

Opponent	Att.	Net.	Avg.	TD	Lg	Rec.	Yds.	TD
Ga. Southern								
Liberty								
Maryland								
Oklahoma								
Oklahoma State								
Baylor								
TCU								
Texas Tech								
Texas								
Kansas								
Iowa State								
Kansas State								

2015 Single-Game Bests

Rushing Yards.....	
Rushing Attempts.....	
Rushing Touchdowns.....	
Long Rush.....	
Receptions.....	
Receiving Yards.....	
Receiving Touchdowns.....	
Long Reception.....	

Career Highs

Rushing Yards.....	146 at Iowa State ('14)
Rushing Attempts.....	27 at Maryland ('14)
Rushing Touchdowns.....	2 at Texas Tech ('14)
Long Rush.....	54 at Iowa State ('14)
Receptions.....	4 vs. Towson ('14)
Receiving Yards.....	47 vs. Towson ('14)
Receiving Touchdowns.....	
Long Reception.....	19 vs. Alabama ('14)

Shell's Rushing Statistics

Year	Games	Att.	Yards	Avg.	TD	Long
2015						
2014	12	176	788	4.5	7	54
Totals						

Shell's Receiving Statistics

Year	Games	No.	Yards	Avg.	TD	Long
2015						
2014	12	21	140	6.7	0	19
Totals						



DaikielSHORTS JR.

Height: 6-1 | Weight: 201 | Class: junior
Last School: Eastern Christian | Hometown: Clayton, N.J.

2015 Notes

- ▶ Has played in 25 career games and started 13

2015 Game-By-Game

Opponent	No.	Yards	Avg.	TD	Lg
Ga. Southern					
Liberty					
Maryland					
Oklahoma					
Oklahoma State					
Baylor					
TCU					
Texas Tech					
Texas					
Kansas					
Iowa State					
Kansas State					

2015 Single-Game Bests

Receptions.....	
Receiving Yards.....	
Receiving Touchdowns.....	
Long Reception.....	

Career Bests

Receptions.....	9 vs. Texas Tech ('13)
Receiving Yards.....	98 at TCU ('13)
Receiving Touchdowns.....	2 vs. Georgia State ('13)
Long Reception.....	38 at TCU ('13)

Shorts' Receiving Statistics

Year	Games	No.	Yards	Avg.	TD	Long
2015						
2014	13	24	346	14.4	2	29
2013	12	45	495	11.0	2	38
Totals	25	69	841	12.2	4	38



Wendell **SMALLWOOD**

Height: 5-11 | Weight: 202 | Class: Junior
Last School: Eastern Christian | Hometown: Wilmington, Del.

2015 Notes

▶ Has played in 25 games and started 10

2015 Game-By-Game

Opponent	Att.	Net.	Avg.	TD	Lg	Rec.	Yds.	TD
Ga. Southern								
Liberty								
Maryland								
Oklahoma								
Oklahoma State								
Baylor								
TCU								
Texas Tech								
Texas								
Kansas								
Iowa State								
Kansas State								

2015 Single-Game Bests

Rushing Yards.....	
Rushing Attempts.....	
Rushing Touchdowns.....	
Long Rush.....	
Receptions.....	
Receiving Yards.....	
Receiving Touchdowns.....	
Long Reception.....	

Career Bests

Rushing Yards.....	132 at Oklahoma State ('14)
Rushing Attempts.....	23 at Oklahoma State ('14)
Rushing Touchdowns.....	1 (3 times)
Long Rush.....	38 vs. Georgia State ('13)
Receptions.....	6 vs. Alabama ('14)
Receiving Yards.....	73 vs. Alabama ('14)
Long Reception.....	50 at Maryland ('14)

Smallwood's Rushing Statistics

Year	Games	Att.	Yards	Avg.	TD	Long
2015						
2014	13	148	722	4.9	2	35
2013	12	39	221	5.7	1	38
Totals	25	187	943	5.0	3	38

Smallwood's Receiving Statistics

Year	Games	No.	Yards	Avg.	TD	Long
2015						
2014	12	30	321	10.7	0	50
2013	12	11	132	12.0	0	30
Totals	24	41	453	11.0	0	50



Jordan **THOMPSON**

Height: 5-7 | Weight: 175 | Class: Senior
Last School: Katy | Hometown: Katy, Texas

2015 Notes

▶ Has played in 36 games and started 13

2015 Game-By-Game

Opponent	No.	Yards	Avg.	TD	Lg
Ga. Southern					
Liberty					
Maryland					
Oklahoma					
Oklahoma State					
Baylor					
TCU					
Texas Tech					
Texas					
Kansas					
Iowa State					
Kansas State					

2015 Single-Game Bests

Receptions.....	
Receiving Yards.....	
Receiving Touchdowns.....	
Long Reception.....	

Career Highs

Receptions.....	7 vs. TCU ('14)
Receiving Yards.....	109 at Texas Tech ('14)
Receiving Touchdowns.....	1 vs. Towson ('14), at Texas Tech ('14)
Long Reception.....	56 at Texas Tech ('14)

Thompson's Receiving Statistics

Year	Games	No.	Yards	Avg.	TD	Long
2015						
2014	13	49	598	12.2	2	56
2013	10	23	178	7.7	0	17
2012	13	13	85	6.5	0	15
Totals	36	85	861	10.1	2	56



Jeremy **TYLER**

Height: 5-11 | Weight: 206 | Class: Junior
Last School: Martin Luther King | Hometown: Lithonia, Ga.

2015 Notes

▶ Has played in 21 career games and started one

2015 Game-By-Game

Opponent	UT/AT/TT	TFL	Sacks	FF	FR	Int	PBU
Ga. Southern							
Liberty							
Maryland							
Oklahoma							
Oklahoma St.							
Baylor							
TCU							
Texas Tech							
Texas							
Kansas							
Iowa State							
Kansas State							

2015 Season-Game Bests

Unassisted Tackles.....	
Assisted Tackles.....	
Total Tackles.....	
Tackles For Loss.....	
Sacks.....	
Forced Fumbles.....	
Fumble Recoveries.....	
Interceptions.....	
Pass Breakups.....	

Career Highs

Unassisted Tackles.....	7 vs. Iowa State ('13)
Assisted Tackles.....	3 vs. Iowa State ('13)
Total Tackles.....	10 vs. Iowa State ('13)
Tackles For Loss.....	2.5 vs. Iowa State ('13)
Sacks.....	
Forced Fumbles.....	1 vs. Iowa State ('13)
Fumble Recoveries.....	
Interceptions.....	
Pass Breakups.....	1 vs. Iowa State ('13)

Tyler's Defensive Statistics

Year	GP	T/A/TT	TFL	Sacks	INT	PB	FF	FR
2015								
2014	13	7/2/9	0	0	0	0	0	0
2013	8	12/5/17	3/8	0	0	1	1	0
Totals	21	19/7/26	3/8	0	0	1	1	0



ElijahWELLMAN

Height: 6-2 | **Weight:** 234 | **Class:** Redshirt Sophomore
Last School: Spring Valley | **Hometown:** Huntington, W.Va.

2015 Notes

▶ Played in 12 games in 2014

2015 Game-By-Game

Opponent	Att.	Net.	Avg.	TD	Lg	Rec.	Yds.	TD
Ga. Southern								
Liberty								
Maryland								
Oklahoma								
Oklahoma State								
Baylor								
TCU								
Texas Tech								
Texas								
Kansas								
Iowa State								
Kansas State								

2015 Single-Game Bests

Rushing Yards.....	
Rushing Attempts.....	
Rushing Touchdowns.....	
Long Rush.....	
Receptions.....	
Receiving Yards.....	
Receiving Touchdowns.....	
Long Reception.....	

Career Highs

Rushing Yards.....	2 vs. Towson ('14), at Maryland ('14)
Rushing Attempts.....	1 vs. Towson ('14), at Maryland ('14)
Rushing Touchdowns.....	
Long Rush.....	2 vs. Towson ('14), at Maryland ('14)
Receptions.....	1(4 times)
Receiving Yards.....	10 vs. Alabama ('14)
Receiving Touchdowns.....	1 vs. Texas A&M ('14)
Long Reception.....	10 vs. Alabama ('14)

Wellman's Rushing Statistics

Year	Games	Att.	Yards	Avg.	TD	Long
2014	12	2	4	2.0	0	2
Totals						

Wellman's Receiving Statistics

Year	Games	No.	Yards	Avg.	TD	Long
2015						
2014	12	4	11	2.8	1	10
Totals						



DarylWORLEY

Height: 6-2 | **Weight:** 202 | **Class:** Junior
Last School: William Penn Charter | **Hometown:** Philadelphia, Pa.

2015 Notes

▶ Has played in 22 career games and started 16

2015 Game-By-Game

Opponent	UT/AT/TT	TFL	Sacks	FF	FR	Int	PBU
Ga. Southern							
Liberty							
Maryland							
Oklahoma							
Oklahoma St.							
Baylor							
TCU							
Texas Tech							
Texas							
Kansas							
Iowa State							
Kansas State							

2015 Season-Game Bests

Unassisted Tackles.....	
Assisted Tackles.....	
Total Tackles.....	
Tackles For Loss.....	
Sacks.....	
Forced Fumbles.....	
Fumble Recoveries.....	
Interceptions.....	
Pass Breakups.....	

Career Bests

Unassisted Tackles.....	9 vs. Alabama ('14)
Assisted Tackles.....	3 vs. Iowa State ('13)
Total Tackles.....	11 vs. Alabama ('14)
Tackles For Loss.....	1 (5 times)
Sacks.....	
Forced Fumbles.....	
Fumble Recoveries.....	
Interceptions.....	1 (4 times)
Pass Breakups.....	2 vs. Maryland ('13); vs. TCU ('14)

Worley's Defensive Statistics

Year	GP	T/A/TT	TFL	Sacks	INT	PB	FF	FR
2015								
2014	11	44/8/52	4.5/13	0	3/13	4	0	0
2013	11	36/9/45	3/6	0	1	5	0	0
Totals	19	79/15/94	7/18	0	4/14	9	0	0



2015 Mountaineer ROSTER

No.	Name	Pos.	Ht.	Wt.	Cl.	Exp.	Hometown/High School/Previous College
1	Tyrek Cole	CB	5-10	160	Fr.	HS	Hallandale, Fla./Miramar
1	Shelton Gibson	WR	5-11	192	r-So.	1vl	Cleveland, Ohio/Cleveland Heights
2	Ka'Raun White	WR	6-1	198	r-So.	JC	Macungie, Pa./Lackawanna College/Emmaus
3	Skyler Howard	QB	6-0	206	Jr.	1vl	Fort Worth, Texas/Brewer/Riverside City College
3	Rick Rumph III	CB	5-11	185	Sr.	3vl	Daytona Beach, Fla./Mainland
4	Antonio Crawford	CB	5-10	190	Sr.	TR	Tampa, Fla./H.B. Plant/Miami
4	Wendell Smallwood	RB	5-11	202	Jr.	2vl	Wilmington, Del./Eastern Christian
5	Jovon Durante	WR	6-0	165	Fr.	HS	Hollywood, Fla./Miramar
5	Xavier Preston	LB	6-2	236	So.	1vl	Stuart, Fla./Jensen Beach
6	Dravon Askew-Henry	S	5-11	202	So.	1vl	Aliquippa, Pa./Aliquippa
6	Daikiel Shorts Jr.	WR	6-1	201	Jr.	2vl	Clayton, N.J./Eastern Christian
7	Rushel Shell	RB	5-10	224	r-Jr.	1vl	Hopewell, Pa./Hopewell/Pitt
7	Daryl Worley	CB	6-1	202	Jr.	2vl	Philadelphia, Pa./William Penn Charter
8	Karl Joseph	S	5-11	200	Sr.	3vl	Orlando, Fla./Edgewater
8	Donte Thomas-Williams	RB	6-1	218	r-Fr.	SQ	Durham, N.C./Hillside
9	KJ Dillon	S	6-1	209	Sr.	3vl	Apopka, Fla./Apopka
9	James Whittaker	QB	5-10	195	Fr.	HS	Roswell, Ga./Roswell
10	Jordan Thompson	WR	5-7	175	Sr.	3vl	Katy, Texas/Katy
11	Chris Chugunov	QB	6-1	201	Fr.	HS	Skillman, N.J./Montgomery
11	Xavier Pegues	DL	6-2	286	Jr.	JC	Oxford, Miss./Oxford/Itawamba CC
12	Gary Jennings	WR	6-1	206	Fr.	HS	Stafford, Va./Colonial Forge
12	Khairi Sharif	CB	5-8	182	r-Jr.	SQ	Houston, Texas/Bellaire/Cisco JC
13	Rasul Douglas	CB	6-2	190	Jr.	JC	East Orange, N.J./East Orange/Nassau CC
14	Nana Kyeremeh	CB	5-11	192	r-Jr.	1vl	Worthington, Ohio/Thomas Worthington
15	Billy Kinney	K/P	6-4	206	r-Fr.	SQ	Morgantown, W.Va./University
15	David Sills	QB	6-3	202	Fr.	HS	Wilmington, Del./Eastern Christian
16	Terrell Chestnut	CB	5-11	193	r-Sr.	3vl	Pottstown, Pa./Pottsgrove
16	William Crest Jr.	QB	6-2	212	r-Fr.	SQ	Baltimore, Md./Dunbar
17	Al-Rasheed Benton	LB	6-1	235	r-So.	1vl	Newark, N.J./Shabazz
18	Marvin Gross Jr.	LB	6-2	212	r-So.	1vl	Baltimore, Md./Dunbar
18	Austin Hensley	QB	6-1	200	r-Fr.	SQ	Hurricane, W.Va./Hurricane
19	KJ Myers	WR	6-2	197	r-Sr.	2vl	Jacksonville, Fla./First Coast
20	D.L. Knock	WR	5-8	188	Fr.	HS	Springboro, Ohio/Springboro
20	Edward Muldrow III	LB	6-3	210	Sr.	1vl	Snellville, Ga./South Gwinnett/Copiah-Lincoln CC
22	Jarrod Harper	S	6-1	211	r-Jr.	2vl	Frostburg, Md./Mountain Ridge
22	Mike Molina	K	5-8	176	r-So.	SQ	Hurricane, W.Va./Hurricane
23	Jordan Adams	CB	6-0	172	Fr.	HS	Reisterstown, Md./Franklin
23	Jacky Marcellus	RB	5-8	182	r-So.	SQ	Immokalee, Fla./Immokalee
24	Mykal Manswell	CB	5-8	176	r-Fr.	SQ	Ellicott City, Md./Marriott's Ridge
24	Jeremy Tyler	S	5-11	206	Jr.	2vl	Lithonia, Ga./Martin Luther King
25	Mark Shaver	S	5-9	172	r-So.	TR	Huntington, W.Va./Huntington/Marshall
26	DaeJuan Funderburk	S	6-1	194	r-Fr.	SQ	Washington, D.C./Friendship Collegiate
27	Sean Walters	LB	6-2	226	r-Jr.	1vl	Hollywood, Fla./Hallandale
28	David Long	LB	5-11	228	Fr.	HS	Cincinnati, Ohio/Winton Woods
28	Elijah Wellman	RB	6-2	234	r-So.	1vl	Huntington, W.Va./Spring Valley
29	Deonte Glover	RB	5-10	206	Fr.	HS	Inwood, W.Va./Musselman
30	Justin Arndt	LB	5-11	210	r-Jr.	2vl	Martinsburg, W.Va./Martinsburg
31	Isaiah Bruce	LB	6-1	238	r-Sr.	3vl	Jacksonville, Fla./Providence
32	Mark Ellis	CB	5-10	170	r-Fr.	SQ	Williamstown, N.J./Williamstown
33	Kenyatta Greene	RB	5-8	175	r-Fr.	SQ	Columbus, N.J./Northern Burlington Regional
34	Chris Parry	WR	5-9	175	r-Fr.	SQ	Niles, Ohio/Niles
35	Nick Kwiatkoski	LB	6-2	238	r-Sr.	3vl	Bethel Park, Pa./Bethel Park
36	Shaq Petteway	LB	6-0	232	r-Sr.	3vl	Steubenville, Ohio/Steubenville
37	Kevin Williams	S	5-11	192	Fr.	HS	Pompano Beach, Fla./Blanche Ely
38	Shane Commodore	S	6-0	208	r-So.	SQ	Morgantown, W.Va./Morgantown
39	Brent Osborne	S	6-0	216	Fr.	HS	Beckley, W.Va./Woodrow Wilson
41	Alex Brooks	LB	5-11	230	r-So.	SQ	Cleveland, Ohio/Mayfield
42	Jared Barber	LB	6-0	232	r-Sr.	3vl	Mocksville, N.C./Davie

2015 Mountaineer ROSTER

No.	Name	Pos.	Ht.	Wt.	Cl.	Exp.	Hometown/High School/Previous College
44	Hodari Christian	LB	6-0	229	r-So.	SQ	McKeesport, Pa./McKeesport
45	Eric Kinsey	DL	6-3	280	Sr.	3vl	Miami, Fla./Miami Northwestern
46	Ross Harvey	LB	5-8	218	Fr.	HS	Weston, W.Va./Lewis County
46	Nick Meadows	LS	5-11	232	r-So.	SQ	Williamstown, W.Va./Williamstown
47	Shae Campbell	S	5-11	209	Fr.	HS	Morgantown, W.Va./Morgantown
47	Michael Ferns	TE/FB	6-3	240	r-Fr.	TR	St. Clairsville, Ohio/Michigan
48	R.C. Brunstetter	LS	6-3	218	r-Fr.	TR	Mocksville, N.C./Davie
49	Darrien Howard	DL	6-1	300	Jr.	2vl	Dayton, Ohio/Chaminade-Julienne
50	Troy Lilly	LB	6-0	211	Fr.	HS	Beckley, W.Va./Woodrow Wilson
52	Max Chefen	LB	6-1	194	Fr.	HS	Parkersburg, W.Va./Parkersburg
53	Colton McKivitz	OL	6-6	293	Fr.	HS	Jacobsburg, Ohio/Union Local
54	Jah'Shaun Seider	OL	6-2	298	Fr.	HS	Belle Glade, Fla./Glades Central
55	Yodny Cajuste	OL	6-5	295	r-Fr.	SQ	Miami, Fla./Miramar
56	Grant Lingafelter	OL	6-5	314	r-So.	SQ	Chagrin Falls, Ohio/Chagrin Falls
57	Adam Pankey	OL	6-5	312	r-Jr.	2vl	Hamilton, Ohio/Hamilton
58	Amanii Brown	OL	6-5	292	r-Fr.	SQ	Morgantown, W.Va./Morgantown
59	Stone Underwood	OL	6-4	298	r-Sr.	SQ	Brookhaven, Miss./Brookhaven/Copiah-Lincoln CC
60	Bradley Knotts	OL	6-3	295	Fr.	HS	Ripley, W.Va./Ripley
62	Kyle Bosch	OL	6-5	310	r-So.	TR	St. Charles, Ill./St. Francis/Michigan
65	Tyler Orlosky	OL	6-4	296	r-Jr.	2vl	Cleveland, Ohio/St. Edward
66	Jonathan Haynes	OL	6-5	310	r-Fr.	SQ	Bowie, Md./Annapolis Area Christian
67	Alec Shriner	DL	6-4	298	Fr.	HS	Oviedo, Fla./Oviedo
68	Dontae Angus	OL	6-5	322	r-Fr.	SQ	Philadelphia, Pa./Martin Luther King
70	Tony Matteo	OL	6-4	294	r-Jr.	1vl	Clinton, Ohio/Manchester
71	Rob Dowdy	OL	6-4	280	Fr.	HS	Westerville, Ohio/Westerville South
72	Brendan Willis	OL	6-2	280	r-So.	SQ	Centreville, Va./Centreville
74	Sylvester Townes	OL	6-6	302	r-Jr.	SQ	Memphis, Tenn./Germantown/Coahoma CC
77	Marcell Lazard	OL	6-5	306	r-So.	SQ	Bloomfield, N.J./Bloomfield
78	Marquis Lucas	OL	6-4	315	r-Sr.	2vl	Miami, Fla./Miami Central
79	Matt Jones	OL	6-3	320	Fr.	HS	Hubbard, Ohio/Hubbard
81	Vernon Davis Jr.	WR	5-10	170	r-Jr.	1vl	Miami, Fla./Coral Reef/Miami
82	Devonte Mathis	WR	6-1	209	r-Jr.	1vl	Miami, Fla./Miramar
83	Koi Turner	WR	5-10	170	r-Fr.	SQ	Dublin, Ohio/Dublin Coffman
84	Lamar Parker	WR	5-8	166	r-Fr.	SQ	Miami, Fla./Booker T. Washington
85	Ricky Rogers	WR	6-1	202	r-Fr.	SQ	Monroeville, Pa./Gateway
86	Josh Lambert	K	5-11	212	r-Jr.	2vl	Garland, Texas/Garland
87	John DePalma	LS	6-6	252	Sr.	3vl	Cumming, Ga./Pinecrest Academy
87	Stone Wolfley	TE/FB	6-4	245	Fr.	HS	Morgantown, W.Va./Morgantown
88	Cody Clay	TE/FB	6-4	262	r-Sr.	3vl	Alum Creek, W.Va./George Washington
88	Adam Shuler II	DL	6-4	269	Fr.	HS	Longwood, Fla./Lyman
89	Darren Arndt	TE/FB	6-3	244	r-Sr.	SQ	Martinsburg, W.Va./Martinsburg
90	Larry Jefferson	DL	6-5	228	Jr.	JC	College Park, Ga./Banneker/Itawamba CC
91	C.J. Maduewesi	TE/FB	6-9	240	r-Jr.	SQ	Bronx, N.Y./Chrisland
91	Nick O'Toole	P	6-3	216	Sr.	2vl	Corona, Calif./Mater Dei/Fullerton College
92	Jon Lewis	DL	6-3	270	r-So.	SQ	Morgantown, W.Va./University
93	Kyle Rose	DL	6-4	295	r-Sr.	3vl	Centerville, Ohio/Centerville
95	Christian Brown	DL	6-2	290	r-Jr.	2vl	Fort Myers, Fla./Bridgeton
96	Jaleel Fields	DL	6-1	286	r-Fr.	SQ	Aliquippa, Pa./Aliquippa
97	Noble Nwachukwu	DL	6-2	271	r-Jr.	2vl	Wylie, Texas/Wylie
98	Tyree Owens	DL	6-4	275	r-Fr.	SQ	Oviedo, Fla./Oviedo