



# FOOTBALL

WVU SPORTS COMMUNICATIONS • PO BOX 0877 • MORGANTOWN, WV 26507 • P: (304) 293-2821 • F: (304) 293-4105 • MSNsportsNET.com



## No. 17/18 West Virginia University 2011 Final Football Notes 10-3 Overall Record, 5-2 BIG EAST Discover Orange Bowl Champions BIG EAST Champions



### The 2011 Season

✓ West Virginia posted a 10-3 overall record for the 2011 season and finished with a 5-2 mark in BIG EAST Conference action. The 10 wins marked the first time since 2007 that the Mountaineers have finished with double-figure wins and the eighth time in school history. WVU won the BIG EAST Championship for the second year in a row, sixth time since 2003 and seventh time in the school's history.

The Mountaineers started the season ranked No. 24 in the preseason polls, stayed in the polls for nine weeks, before dropping out on Nov. 6. WVU reappeared at No. 22 on Nov. 27 and finished the season with a No. 17 ranking in the AP Poll and a No. 18 ranking in the USA Today Coaches' Poll. That marked the sixth time in the last seven years that WVU has finished the season in the national rankings.

### Discover Orange Bowl Champions

✓ Orange Bowl MVP Geno Smith threw for a bowl-record 407 yards and six touchdowns and ran for another score to lead West Virginia to an impressive 70-33 victory over No. 14 Clemson on Wednesday, Jan. 4. West Virginia tied or set 28 Orange Bowl individual, team and combined team records were smashed by the end of the night.

The game was tight early, before WVU scored at the beginning of the second quarter to take a four-point lead, 21-17. On their next possession, the Tigers were driving deep in Mountaineer territory when Doug Rigg forced a Clemson fumble on the goal line, and Darwin Cook picked it up and raced 99 yards for a touchdown, giving West Virginia an 11-point lead. That started the fury, as the Mountaineers proceeded to outscore the Tigers, 35-3, to put the game out of reach.

The Mountaineers' 70 points were the most points scored all-time in a bowl game. The 49 points scored by WVU in the first half and the 35 points scored in the second quarter were also the most points scored in bowl history.

### Mountaineer Quickies

- ✓ WVU is 70-20 over its last 90 games; 36-13 in the BIG EAST in that span.
- ✓ WVU has won 88 of its last 119 regular-season games/WVU has won 95-of-127 overall games.
- ✓ WVU is 14-17 in bowl games overall/5-2 over the past seven years/3-0 in BCS games.
- ✓ WVU set or tied 28 individual, team or combined Orange Bowl records in its 70-33 win over Clemson.
- ✓ WVU had 10 wins in 2011, the first time it finished with double-figure wins since 2007 and eighth time in school history.
- ✓ WVU is one of three programs in the nation to win nine or more games for seven straight years.
- ✓ WVU has the 13th-best record in college football in the last six years (2006-11).
- ✓ WVU ties for the 11th-best record in college football in the last seven years (2004-11).
- ✓ WVU has the 11th-best record in college football in the last eight years (2003-11).
- ✓ WVU is 93-51-1 all-time in BIG EAST play/53-16 since 2002.
- ✓ WVU has outscored its opponents in 65-of-82 games; WVU's record is 64-18 during that span.
- ✓ WVU is 63-4 since 2002 when winning the turnover battle.
- ✓ Since 2000, WVU is 75-3 when scoring 30 or more points in a contest.
- ✓ Since 2002, WVU is 52-4 when it has held an opponent under 100 yards rushing.
- ✓ In 2011, WVU quarterback Geno Smith was 346-of-526 for 4,385 yards, all WVU single-season records.
- ✓ Smith is No. 2 on WVU career passing chart (7,457) and No. 3 on WVU's career total offense chart (7,648).
- ✓ Smith is No. 2 on WVU's career completion list (619) and tied for No. 2 on the touchdown list (56).
- ✓ WVU is one of two schools in the nation to post a 4,000-yard pass and two 1,000-yard receivers (Houston).
- ✓ WVU is one of four schools in the nation to post two 1,000-yard receivers (Houston, USC, SMU).
- ✓ WVU receiver Stedman Bailey set the school single-season receiving yards mark (1,279).
- ✓ WVU receiver Tavon Austin set the school single-season reception mark (101).
- ✓ In 2011, Austin was No. 1 nationally in all-purpose yardage, setting the school record (2,574).
- ✓ WVU DL Julian Miller finished his career No. 2 on WVU's career tackles for loss (42.5) and sack (27.5) lists.

### 2011 Schedule and Results

	Sunday, Sept. 4 - W, 34-13 <b>MARSHALL</b> - "Friends of Coal Bowl" Milan Puskar Stadium	
	Saturday, Sept. 10 - W, 55-12 <b>NORFOLK STATE</b> Milan Puskar Stadium	
	Saturday, Sept. 17 - W, 37-31 <b>at MARYLAND</b> Capital One Field at Byrd Stadium College Park, Md.	
	Saturday, Sept. 24 - L, 47-21 <b>LSU</b> Milan Puskar Stadium	
	Saturday, Oct. 1 - W, 55-10 <b>BOWLING GREEN</b> Homecoming Milan Puskar Stadium	
	Saturday, Oct. 8 - W, 43-16 <b>CONNECTICUT</b> WVU Sports Hall of Fame Milan Puskar Stadium	
	Friday, Oct. 21 - L, 49-23 <b>at SYRACUSE</b> "Schwartzwalder Trophy" Carrier Dome, Syracuse, N.Y.	
	Saturday, Oct. 29 - W, 41-31 <b>at RUTGERS</b> High Point Solutions Stadium Piscataway, N.J.	
	Saturday, Nov. 5 - L, 38-35 <b>LOUISVILLE</b> Milan Puskar Stadium	
	Saturday, Nov. 12 - W, 24-21 <b>at CINCINNATI</b> Paul Brown Stadium Cincinnati, Ohio	
	Friday, Nov. 25 - W, 21-20 <b>PITT</b> - "The Backyard Brawl" Milan Puskar Stadium	
	Thursday, Dec. 1 - W, 30-27 <b>at USF</b> Raymond James Stadium Tampa, Fla.	
	Wednesday, Jan. 4 - W, 70-33 <b>Discover Orange Bowl - Clemson</b> Sun Life Stadium Miami Gardens, Fla.	

### 10 Straight Bowls ...

✓ West Virginia's appearance in the 2012 Discover Orange Bowl marked the 10th straight bowl appearance by the Mountaineers, dating back to the 2002 Continental Tire Bowl, and 31st overall. The 10 straight bowl appearances are a school record and rank No. 9 nationally, along with Boise State, Southern Miss and Wisconsin.



2012 DISCOVER ORANGE BOWL CHAMPIONS



### WVU's Record Under Holgorsen

overall.....	10-3
playing at home.....	5-2
playing on the road.....	4-1
playing at a neutral site.....	1-0
in bowl games.....	1-0
in overtime.....	0-0
more than 7 days to prepare.....	3-1
in September.....	3-1
in October.....	3-1
in November.....	2-1
in December.....	1-0
in January.....	1-0
outrushing opponent.....	3-1
when rushing for 200 yards.....	2-0
when rushing for 300 yards.....	1-0
outrushed by opponent.....	7-2
outpassing opponent.....	9-3
when passing for 300 yards.....	5-3
when passing for 400 yards.....	3-2
outpassed by opponent.....	1-0
when allowing 200 yards passing.....	5-2
when allowing 250 yards passing.....	2-0
when allowing 300 yards passing.....	0-0
more total offense than opponent.....	8-2
when having 400+ total offense.....	7-3
when having 500+ total offense.....	4-2
when having 600+ total offense.....	1-0
same total offense as opponent.....	1-0
less total offense than opponent.....	1-1
when allowing 400+ total offense.....	3-1
committing fewer turnovers.....	4-0
committing more turnovers.....	3-3
turnovers are even.....	3-0
0-30:00 of time of possession.....	7-3
30:01-plus of time of possession.....	3-0
scoring first.....	3-1
opponent scores first.....	7-2
leading after the 1st quarter.....	2-0
trailing after the 1st quarter.....	5-3
tied after the 1st quarter.....	3-0
leading at halftime.....	7-0
trailing at halftime.....	3-2
tied at halftime.....	0-1
leading after the 3rd quarter.....	8-0
trailing after the 3rd quarter.....	2-3
tied after the 3rd quarter.....	0-0
scoring 0-10 points.....	0-0
scoring 11-20 points.....	0-0
scoring 21-30 points.....	3-2
scoring 31-40 points.....	2-1
scoring 41-plus points.....	5-0
opponent scores 0-10 points.....	1-0
opponent scores 11-20 points.....	4-0
opponent scores 21-30 points.....	2-0
opponent scores 31-40 points.....	3-1
opponent scores 41-plus points.....	0-2
individual 100-yard rusher.....	2-0
opponent 100-yard rusher.....	4-1
opponent less than 100-yards rushing.....	3-0
individual 1 100-yard receiver.....	3-2
individual 2 100-yard receivers.....	3-1
individual 3 100-yard receivers.....	1-0
opponent 100-yard receiver.....	2-0
individual 300-yard passer.....	5-3
individual 400-yard passer.....	2-2



### Coaching Highlights

#### West Virginia

- ✓ Named FWAA First-Year Head Coach of the Year
- ✓ Posted a 10-3 mark in his first season as head coach, only WVU coach to win 10 games in his first year
- ✓ Led West Virginia to BIG EAST Championship and BCS win, first WVU coach to accomplish that feat
- ✓ Earned national rankings in 13 of the 16 weeks for the season in both *AP* and *USA Today* Coaches Polls
- ✓ Tied for fourth in wins among first-year head coaches nationally
- ✓ One of seven coaches to take his program to a BCS Bowl in his first year as a head coach, and only one of three (Larry Coker, 2001; Chris Peterson, 2007) to win.
- ✓ Fourth WVU coach to make a bowl appearance and win in his first season (Bill Stewart, Dudley DeGroot, Marshall Glenn)
- ✓ Three Mountaineer players earned seven All-America honors
- ✓ WVU led the BIG EAST with 10 all-conference honorees and had the Special Teams Player of the Year, Tavon Austin
- ✓ WVU finished No. 6 nationally in passing offense, No. 13 in scoring offense and No. 15 in total offense.
- ✓ The Mountaineer offense ranked No. 67 in total offense in 2010, the year before Holgorsen arrived, and he took it to No. 15 in 2011.
- ✓ In 2011, Austin and Stedman Bailey were the fourth pair of 1,000-yard receivers nationally (Houston, USC, SMU).
- ✓ WVU was one of only two schools nationally to have a 4,000-yard passer and two 1,000-yard receivers (Houston).
- ✓ Quarterback Geno Smith finished No. 5 nationally in passing yards per game, No. 8 in completions per game and total offense and No. 17 in passing efficiency.
- ✓ Austin finished No. 1 nationally in all-purpose yardage (198.0), No. 6 in punt returns, No. 8 in receptions per game, No. 20 in kickoff returns and No. 23 in receiving yards per game.
- ✓ Bailey finished No. 13 nationally in receiving yards per game.

#### Oklahoma State

- ✓ In 2010, was named a finalist for the Frank Broyles Award, signifying the top assistant coach in college football and named the rivals.com national offensive coordinator of the year
- ✓ In 2010, the Cowboys led the nation in total offense during the regular season and finished No. 2 in passing offense and No. 3 in total and scoring offense.
- ✓ OSU averaged 520.23 yards per game in total offense, including 345.9 passing yards and 44.23 points per game.
- ✓ The Cowboy offense ranked No. 61 nationally in total offense in 2009, the year before Holgorsen arrived, and he took it to the No. 1 spot in 2010.
- ✓ Quarterback Brandon Weeden became the first OSU passer to earn first team all-Big 12 honors. He was a finalist for the Manning Award, given to the top quarterback in the nation.
- ✓ Receiver Justin Blackmon was named the recipient of the 2010 Biletnikoff Award, given to the top receiver in the nation, and running back Kendall Hunter was a finalist for the Doak Walker Award, given to the nation's top running back.
- ✓ Weeden, Hunter and Blackmon became only the second trio in NCAA history to pass for at least 3,000 yards, run for more than 1,500 yards and finish with more than 1,500 yards receiving in the same season.

## Holgorsen Year-by-Year History

Year	School	Status	Record
2011	West Virginia	Head Coach	10-3
		Big East Champions Orange Bowl Champions	
2010	Oklahoma State	Offensive Coordinator/Quarterbacks	11-2
		Alamo Bowl Champions	
2009	Houston	Offensive Coordinator/Quarterbacks	10-4
		Armed Forces Bowl	
2008	Houston	Offensive Coordinator/Quarterbacks	8-5
		Armed Forces Bowl Champions	
2007	Texas Tech	Co-Offensive Coordinator/Inside Receivers	9-4
		Gator Bowl Champions	
2006	Texas Tech	Co-Offensive Coordinator/Inside Receivers	8-5
		Insight.com Bowl Champions	
2005	Texas Tech	Co-Offensive Coordinator/Inside Receivers	9-3
		Cotton Bowl	
2004	Texas Tech	Inside Receivers	8-4
		Holiday Bowl Champions	
2003	Texas Tech	Inside Receivers	8-5
		Houston Bowl Champions	
2002	Texas Tech	Inside Receivers	9-5
		Tangerine Bowl Champions	
2001	Texas Tech	Inside Receivers	7-5
		Alamo Bowl	
2000	Texas Tech	Inside Receivers	7-6
		Hall of Fame Bowl	
1999	Wingate	Quarterbacks/Wide Receivers	3-8
1998	Mississippi College	Quarterbacks/Wide Receivers /Special Teams	4-6
1997	Mississippi College	Quarterbacks/Wide Receivers /Special Teams	8-2
		American Southwest Conference Champions	
1996	Mississippi College	Quarterbacks/Wide Receivers /Special Teams	4-8
1995	Valdosta State	Quarterbacks/Wide Receivers /Special Teams	6-5
1994	Valdosta State	Quarterbacks/Wide Receivers /Special Teams	11-2
		NCAA II National Quarterfinalist	
1993	Valdosta State	Quarterbacks/Wide Receivers /Special Teams	8-3
<b>Holgorsen Totals</b> - at West Virginia - 10-3; Overall - 10-3 (First season)			

### Houston

- ✓ In 2009, UH led the nation in total offense with 563 yards per game, scoring offense with 42.2 points per game, and passing offense with 433.7 yards per game.
- ✓ In 2008, his first year at Houston, the Cougars ranked second in the nation in passing offense (401.6) and total offense (562.77). UH scored 40.62 points per game to rank 10th nationally.
- ✓ Houston quarterback Case Keenum led the nation in total offense in 2008 and 2009, with 403.15 yards of total offense per game as a sophomore and 416.36 yards of offense as a junior.
- ✓ Keenum ranked among the nation's top-10 passing efficiency leaders each of his two seasons under Holgorsen's watch.

### Texas Tech

- ✓ During his tenure as offensive coordinator, the Red Raiders increased their offensive numbers from 324.8 yards per game to 529.6 yards per game.
- ✓ In 2007, Texas Tech led the nation in passing offense (470.31 yards per game), ranked second in total offense (529.62 yards per game) and was seventh in scoring offense (40.92 points per game).
- ✓ Quarterback Graham Harrell led the nation in total offense and receiver Michael Crabtree led the nation in receptions per game and receiving yards per game. Crabtree won the Biletnikoff Award as America's top receiver in 2007.
- ✓ In 2006, the Red Raiders ranked third nationally in passing offense and sixth in total offense. Harrell was third nationally in total offense with 344.38 yards per game.
- ✓ In 2005, Texas Tech led the nation in passing offense with 388.83 yards per game, was fourth in scoring offense at 39.42 points per game and was sixth in total offense with 495.83 yards per contest.
- ✓ Quarterback Cody Hodges ranked second in the country with 369.08 yards per game.



"Dana Holgorsen is the sharpest offensive mind working in college football right now. Holgorsen also just made Mountaineer football 'must-see' TV. They are going to score a lot of points and be a whole bunch of fun to watch. He is that kind of impact coach."

**Bruce Feldman**  
CBSsports.com

"Dana's time has arrived, and I can't wait. He is one of the brightest offensive minds in the nation, a true innovator whose cutting-edge offenses have consistently ranked among the best in the nation in recent seasons."

**Tom Dienhart**  
Big Ten Network

"Dana has been highly successful at every stop along his career. Not only does he have a brilliant offensive mind, but the ability to get the best out of his players. There is no doubt that with Dana's vision, West Virginia will be an exciting team to watch in the coming years."

**Kevin Sumlin**  
Head Football Coach  
Texas A&M

"West Virginia landed one of the dynamic coaching minds in the game today. Dana Holgorsen understands the game of football; he adjusts rapidly in game situations, and he was an integral part of our success at Texas Tech. He will have his teams prepared, playing fast and playing at a high level. Mountaineer fans will enjoy his brand of football, and players will enjoy playing for him."

**Mike Leach**  
Head Football Coach  
Washington State



### National Rankings Associated Press Poll (Final)

School	Record	Points	Prev. Rank
1. Alabama (55)	12-1	1,495	2
2. LSU (1)	13-1	1,425	1
3. Oklahoma State (4)	12-1	1,399	3
4. Oregon	12-2	1,250	6
5. Arkansas	11-2	1,198	7
6. USC	10-2	1,181	5
7. Stanford	11-2	1,167	4
8. Boise State	12-1	1,127	8
9. South Carolina	11-2	1,013	10
10. Wisconsin	11-3	905	9
11. Michigan State	11-3	873	12
12. Michigan	11-2	839	13
13. Baylor	10-3	780	15
14. TCU	11-2	653	16
15. Kansas State	10-3	621	11
16. Oklahoma	10-3	572	19
<b>17. West Virginia</b>	<b>10-3</b>	<b>547</b>	<b>23</b>
18. Houston	13-1	518	20
19. Georgia	10-4	439	18
20. Southern Miss	12-2	411	22
21. Virginia Tech	11-3	329	17
22. Clemson	10-4	188	14
23. Florida State	9-4	154	25
24. Nebraska	9-4	143	21
25. Cincinnati	10-3	103	NR

ARV: BYU 51, Auburn 40, Northern Illinois 33, Missouri 23, Texas 15, Rutgers 3, North Dakota State 2, Penn State 2, Virginia

### USA Today Coaches Poll (Final)

School	Record	Points	Prev. Rank
1. Alabama (59)	12-1	1,475	2
2. LSU	13-1	1,404	1
3. Oklahoma State	12-1	1,367	3
4. Oregon	12-2	1,290	5
5. Arkansas	11-2	1,188	7
6. Boise State	12-1	1,162	6
7. Stanford	11-2	1,106	4
8. South Carolina	11-2	1,084	9
9. Michigan	11-2	925	12
10. Michigan State	11-3	912	13
11. Wisconsin	11-3	911	8
12. Baylor	10-3	775	16
13. TCU	11-2	710	15
14. Houston	13-1	673	17
15. Oklahoma	10-3	610	19
16. Kansas State	10-3	602	10
17. Virginia Tech	11-3	574	11
<b>18. West Virginia</b>	<b>10-3</b>	<b>554</b>	<b>22</b>
19. Southern Miss	12-2	429	21
20. Georgia	10-4	345	18
21. Cincinnati	10-3	248	24
22. Clemson	10-4	237	14
23. Florida State	9-4	205	25
24. Nebraska	9-4	144	20
25. BYU	10-3	79	NR

ARV: Northern Illinois 36, Missouri 33, Texas 29, Auburn 28, Rutgers 11, Penn State 10, Texas A&M 5, Virginia 4, Washington 2, Temple 2, Florida, Louisiana-Lafayette, Mississippi State, Arkansas State, Notre Dame, Ohio



### Wingate

✓ Coached Lucas Greene who led the team in scoring that season and went on to play in the NFL

### Mississippi College

✓ Mississippi College won the American Southwest Conference in its first season in the league and averaged 432.0 yards per game in 1997.

### Valdosta State

✓ Helped develop quarterback Chris Hatcher, who set an NCAA record, completing 74.7 percent of his passes on the Division II level in 1994.  
 ✓ Hatcher's 10,588 passing yards ranked third on the NCAA career list at the time.  
 ✓ Hatcher currently ranks second in the NCAA record books in career touchdown passes (116) and third in single-season touchdown passes (50 in 1994) and was the NCAA passing champion in 1994.

### First Year BCS Head Coaches

✓ With West Virginia winning the three-way tie for the 2011 BIG EAST Conference championship with Louisville and Cincinnati, it earned its third BCS bowl appearance and first for coach Dana Holgorsen. He is one of seven coaches to earn a BCS bowl bid in their first year as a head coach, and one of three to win their bowl game.

### Dana Holgorsen, West Virginia - 2012 Orange Bowl/W 70-33/Clemson

David Shaw, Stanford - 2012 Fiesta Bowl/L 41-38 (OT)/Oklahoma State  
 Chip Kelly, Oregon - 2010 Rose Bowl/L 26-17/Ohio State  
 Chris Petersen, Boise State - 2007 Fiesta Bowl/W 43-42/Oklahoma  
 Charlie Weis, Notre Dame - 2006 Fiesta Bowl/L 34-20/Ohio State  
 Ralph Friedgen, Maryland - 2002 Orange Bowl/L 56-23/Florida  
 Larry Coker, Miami - 2002 Rose Bowl/W 37-14/Nebraska

### No Stranger to Bowl Games

✓ The 2012 Discover Orange Bowl marked the first bowl game that Dana Holgorsen has coached in as a head coach and first at West Virginia. However, he is not a stranger to bowl games, as the Discover Orange Bowl was his 12th straight bowl game he has coached in - as an assistant or head coach, one at Oklahoma State, two at Houston, eight at Texas Tech and one at West Virginia. In the 12 bowl games in which Holgorsen has coached in, his teams' has posted an 8-4 record.

Year	School	Bowl Game/Opponent/Result
2011	West Virginia	Orange Bowl/Clemson/W
2010	Oklahoma State	Alamo/Arizona/W
2009	Houston	Armed Forces/Air Force/L
2008	Houston	Armed Forces/Air Force/W
2007	Texas Tech	Gator Bowl/Virginia/W
2006	Texas Tech	Insight.com/Minnesota/W
2005	Texas Tech	Colton/Alabama/L
2004	Texas Tech	Holiday/Cal/W
2003	Texas Tech	Houston/Navy/W
2002	Texas Tech	Tangerine/Clemson/W
2001	Texas Tech	Alamo/Iowa/L
2000	Texas Tech	Houston/East Carolina/L



## 2012 Discover Orange Bowl

No. 23/22 West Virginia 70, No. 14/14 Clemson 33

**MIAMI GARDENS, Fla. (Jan. 4, 2012)** - West Virginia turned in a record-setting night in the Discover Orange Bowl, as the Mountaineers scored the most points in bowl history with a 70-33 victory over No. 14 Clemson.

More than 28 Orange Bowl individual, team and combined team records also were tied or smashed in the game, as MVP Geno Smith threw for a bowl and BCS record 407 yards and six touchdowns, while adding a rushing touchdown of his own, to lead the way for the Mountaineers.

Junior receiver Tavon Austin was Smith's favorite target on the night with a BCS and bowl record four touchdown receptions, as his final totals stood at 117 yards receiving and a bowl-record 280 all-purpose yards.

The game was exciting from the start, as the two teams combined for 31 points in the first quarter alone. The Tigers held a 17-14 lead at the end of the quarter on the strength of a 68-yard scoring run by Andre Ellington to start the scoring, a 27-yard pass from Tajh Boyd to Sammy Watkins and a 42-yard Chandler Catanzaro field goal.

West Virginia answered the Clemson scores with a four-yard Shawne Alston touchdown run to end a 72-yard drive and an eight-yard scoring reception by Austin.

The second quarter is when the game changed for good. Instead of both teams trading scoring punches, West Virginia reeled off 35 points to take command of the game.

With Clemson up 17-14, Austin caught a 27-yard TD pass from Smith for a 21-17 WVU lead at the 13:25 mark. Clemson then embarked on a 72-yard drive and was about to take the lead, when Ellington was stripped by linebacker Doug Rigg at the one-yard line. Darwin Cook picked up the loose ball and returned it 99-yards for a touchdown. Instead of a Clemson lead, the Mountaineers found themselves up 11 at 28-17 with 10:28 left in the half.

Clemson answered with a 43-yard Catanzaro field goal at the 4:49 mark to cut the deficit to 28-20, but the final minutes of the first half saw the Mountaineers blow the game open.

The Mountaineers answered the Clemson score with a 64-yard drive capped off by a seven-yard run by Smith. A Pat Miller interception of Boyd set up a third scoring toss to Austin for a 42-20 WVU advantage.

To end the first half onslaught, Bruce Irvin stripped Boyd on Clemson's next possession, and WVU's Najee Goode recovered the ball at the Tiger 18-yard line. Five plays later, Alston added his second touchdown run in the game by bulling over from the one-yard line for a 49-20 Mountaineer lead at the intermission. WVU's 49 points also were a bowl and BCS record for most points in a half.

Knowing Clemson's ability to score points in a hurry, the Mountaineers did not let up in the second half and took the opening possession 73 yards, which ended on a six-yard scoring toss from Smith to Stedman Bailey for a 56-20 lead.

After holding Clemson on downs, the Mountaineers went 74 yards and took a 63-20 lead, when Smith hit Austin for a 37-yard touchdown reception with 9:18 left in the third.

The Tigers added a touchdown late in the third and fourth quarters, but between the two scores was a seven-yard Willie Milhouse touchdown reception to end a 66-yard WVU scoring drive, and putting the Mountaineers at the record mark of 70 points.

Final totals showed West Virginia with 182 yards rushing and 407 passing for 589 yards of offense. Clemson finished with 193 rushing and 250 passing for 443 yards.

The appearance was WVU's first in the Orange Bowl, and the win gave the Mountaineers a 3-0 mark all-time in BCS bowl games and evened the all-time series with Clemson at 1-1.



### Scoring and Statistical Summary

	1	2	3	4	F
West Virginia.....	14	35	14	7	70
Clemson.....	17	3	6	7	33

<b>1st</b>	Clem - Andre Ellington 68 rush (Chandler Catanzaro kick) WVU - Shawne Alston 4 rush (Tyler Bitancourt kick) Clem - Sammy Watkins 27 pass from Tajh Boyd (Catanzaro kick) WVU - Tavon Austin 8 pass from Geno Smith (Bitancourt kick) Clem - Catanzaro 42 FG
<b>2nd</b>	WVU - Austin 27 pass from Smith (Bitancourt kick) WVU - Cook 99 fumble return (Bitancourt kick) Clem - Catanzaro 43 FG WVU - Smith 7 rush (Bitancourt kick) WVU - Austin 3 pass from Smith (Bitancourt kick) WVU - Alston 1 rush (Bitancourt kick)
<b>3rd</b>	WVU - Bailey 6 pass from Smith (Bitancourt kick) WVU - Austin 37 pass from Smith (Bitancourt kick) Clem - Hopkins 28 pass from Boyd (Boyd pass failed)
<b>4th</b>	WVU - Milhouse 7 pass from Smith (Bitancourt kick) Clem - McDowell 4 rush (Catanzaro kick)

	WVU	CU
First Downs.....	31	24
Rushes/Yards.....	43/182	27/193
Passing Yardage.....	407	250
Passes.....	32/46/1	24/47/2
Punts.....	5/175/35.0	6/238/39.7
Fumbles/Lost.....	0/0	2/2
Return Yardage.....	246	214
Penalties/Yards.....	4/40	6/65
Time of Possession.....	36:55	23:05

**WVU RUSHING:** Alston 20-77, Buie 13-45, Austin 3-40; **WVU PASSING:** Smith 32-43-0-407; **WVU RECEIVING:** Austin 12-123, Bailey 5-82, Brown 5-71; **WVU TACKLES (TFL/QS):** E. Smith 13 (1/0), Tandy 6, Barber 6 (1/0); **WVU INTERCEPTIONS:** Miller, Tandy.

**CU RUSHING:** Ellington 10-116; **CU PASSING:** Boyd 24-46-2-250; **CU RECEIVING:** Hopkins 10-107, Watkins 5-66; **CU TACKLES (TFL/QS):** Hall 8, Breeland 7, Hawkins 6 (1/0); **CU INTERCEPTIONS:** Hall.

**Attendance** - 67,563



2012 DISCOVER ORANGE BOWL CHAMPIONS



## Tale of the Tape

Offense	Overall	BIG EAST
Points.....	489.....	217
Average.....	37.6.....	31.0
First Downs.....	301.....	140
Total Offense.....	6,104.....	3,035
Average.....	469.5.....	433.6
Net Rushing.....	1,595.....	747
Average.....	122.7.....	106.7
Net Passing.....	4,509.....	2,288
Average.....	346.8.....	326.9
Pass Attempts.....	542.....	274
Complete.....	353.....	177
Interceptions.....	9.....	5
Fumbles/Lost.....	27/13.....	16/9
3rd Down.....	73/180.....	32/97
FG/Att.....	16/22.....	7/12
Avg. TOP.....	28:20.....	27:45
Penalties.....	80/697.....	50/406
Average.....	53.6.....	58.0

Defense	Overall	BIG EAST
Points.....	348.....	202
Average.....	26.8.....	28.9
First Downs.....	241.....	133
Total Defense.....	4,527.....	2,552
Average.....	348.2.....	364.6
Net Rushing.....	1,882.....	1,052
Average.....	144.8.....	150.4
Net Passing.....	2,645.....	1,500
Average.....	203.5.....	214.3
Pass Attempts.....	448.....	243
Complete.....	255.....	235
Interceptions.....	14.....	6
Avg. per return.....	13.6.....	17.3
Fumble/Rec.....	22/9.....	9/5
3rd Down.....	73/204.....	45/118
Sacks/Yds.....	31/180.....	25/150

## In Bowls

✓ With the 70-33 win in the 2012 Discover Orange Bowl, West Virginia now holds a 14-17 all-time record in bowl games, dating back to the 1922 East-West Game.

This year's bowl game marked the 10th consecutive year that West Virginia has gone to a bowl game, for the first time in school history. The old record of nine in a row was from 2002-10, when the Mountaineers made trips to the Continental Tire Bowl, four Gator Bowls, Sugar Bowl, Fiesta Bowl, Meineke Car Care Bowl and the Champs Sports Bowl.

## In BCS Bowls

✓ West Virginia now holds a 3-0 mark in BCS Bowls after defeating Clemson, 70-33, in the 2012 Discover Orange Bowl.

The Mountaineers defeated SEC Champion, Georgia, 38-35, in the 2006 Nokia Sugar Bowl in Atlanta, and Big 12 Champion, Oklahoma, 48-28, in the 2008 Tostitos Fiesta Bowl in Glendale, Ariz.

## Rolling After Bowling

✓ In the 30 seasons after going to a bowl, the Mountaineers have compiled a 225-120-5 record. WVU has earned back-to-back bowl berths 16 times, including 10 straight, currently a school record.

Darwin Cook



## West Virginia Bowl Records Tied or Broken

### INDIVIDUAL RECORDS

#### New Record

**Most Yards Total Offense:** 433 by Geno Smith  
**Most Touchdowns Responsible For:** 7 by Geno Smith  
**Most Touchdown Passes:** 6 by Geno Smith  
**Most Pass Receptions:** 12 by Tavon Austin  
**Most Touchdowns Receiving:** 4 by Tavon Austin  
**Most Points Scored:** 24 by Tavon Austin  
**Most Points Responsible For:** 42 by Geno Smith  
**Most Touchdowns Scored:** 4 by Tavon Austin  
**Longest Touchdown Play:** 99 by Darwin Cook  
**Most Extra Points Attempted:** 10 by Tyler Bitancurt  
**Most Extra Points Made:** 10 by Tyler Bitancurt

#### Previous Record

424 by Marc Bulger vs. Missouri, 1998 Insight.com  
 5 by Brad Lewis vs. Ole Miss, 2000 Music City  
 5 by Brad Lewis vs. Ole Miss, 2000 Music City  
 Tied - Shawn Foreman vs. Ga. Tech, 1997 Carquest  
 2, 6 times  
 18 by Steve Slaton vs. Georgia, 2006 Sugar  
 30 by Brad Lewis vs. Ole Miss, 2000 Music City  
 3 by Steve Slaton vs. Georgia, 2006 Sugar  
 Tied - Shawn Terry KOR vs. Ole Miss, 2000 Music City  
 6 by Pat McAfee vs. Oklahoma, 2008 Fiesta  
 6 by Pat McAfee vs. Oklahoma, 2008 Fiesta

### TEAM RECORDS:

#### New Record

**Most Points Scored:** 70  
**Most Points in a Half:** 49 (1st)  
**Most Points in a Quarter:** 35 (2nd)  
**Most Touchdowns Scored:** 10  
**Most Yards Total Offense:** 589  
**Most Plays Total Offense:** 89

#### Previous Record

49 - Ole Miss, 2000 Music City  
 35 - Ole Miss (1st), Music City  
 28 - Ole Miss (2nd), 2000 Music City  
 6 - Ole Miss, 2000 Music City  
 525 - Oklahoma, 2008 Fiesta  
 77 - Georgia, 2006 Sugar  
 77 - Florida State, 2005 Gator  
 27 - Missouri, 1998 Insight.com;  
 27 - Georgia, 2006 Gator

**Most First Downs:** 31

## Mountaineers in Pro Stadiums

✓ Since 1980, the Mountaineers hold a 27-19 mark in stadiums that also house a professional football team at the time. West Virginia was 3-0 in professional stadiums in 2011 having defeated Cincinnati at Paul Brown Stadium, 24-21, back on Nov. 12, USF, 30-27, on Dec. 1 at Raymond James Stadium and Clemson 70-33 on Jan. 4 in Miami's Sun Life Stadium. Currently, WVU is riding a four-game winning streak in pro stadiums and is 3-0 under Dana Holgorsen in professional venues.

The record includes games played at Atlanta's Georgia Dome, University of Phoenix Stadium in Glendale, Ariz., Raymond James Stadium in Tampa, Pittsburgh's Heinz Field, Giants Stadium, Veterans Stadium, Atlanta Fulton County Stadium, the Houston Astrodome, Miami's Orange Bowl, Riverfront Stadium in Cincinnati, Tempe's Sun Devil Stadium, the Louisiana Superdome, Jacksonville's Gator Bowl, Dolphins Stadium in Fort Lauderdale (now Sun Life Stadium), Adelphia Coliseum in Nashville, Charlotte's Bank of America Stadium, Cincinnati's Paul Brown Stadium and Three Rivers Stadium in Pittsburgh.

In the current Sun Life Stadium, which also used to be known as Joe Robbie and Pro Player Stadium, West Virginia is now 1-2 all-time having dropped the 1994 Carquest Bowl (24-21) to South Carolina and the 1997 Carquest Bowl (35-30) to Georgia Tech before winning the Discover Orange Bowl.

Since 1998, West Virginia has played every bowl game in a pro stadium except for the 1998 Insight.com Bowl in Tucson, Ariz., and the 2010 Champs Sports Bowl in Orlando Fla.



## Against The ACC

✓ West Virginia is 98-97-5 against current members of the ACC, including a 9-8 record since 2002 with this year's 37-31 victory at Maryland and a 70-33 victory over Clemson in the Discover Orange Bowl.

WVU is 21-11-1 against Boston College; 1-1 vs. Clemson; 1-3 vs. Duke; 0-3 against Florida State; 1-2 against Georgia Tech; 25-21-2 against Maryland; 3-16 vs. Miami; 1-1 against North Carolina; 5-5 vs. NC State; 10-12-1 against Virginia; 28-22-1 vs. Virginia Tech; and 2-0 all-time vs. Wake Forest.

With the 37-31 victory at Maryland on Sept. 17, and the 70-33 victory over Clemson on Jan. 4, the Mountaineers currently have won six of their last eight games against teams which currently hail from the ACC.

## Against The ACC In Bowls

✓ West Virginia is 4-11 in bowl games versus the ACC in 15 meetings. West Virginia has played Georgia Tech (1-2), North Carolina State (1-2), Florida State (0-3), Clemson (1-1), North Carolina (1-1), Virginia (0-1) and Maryland (0-1).

West Virginia faced an ACC team in a bowl game for the fourth consecutive year, having defeated North Carolina and losing to Florida State and North Carolina State.

The Mountaineers are now 1-1 all-time against Clemson after losing, 27-7, to the Tigers in the 1989 Gator Bowl and winning 70-33 in the 2012 Discover Orange Bowl

## Against The BIG EAST

✓ WVU is 137-107-6 all-time against current members of the BIG EAST Conference. WVU is 27-32 against Syracuse; 33-4-2 against Rutgers; 10-3 versus Louisville; 16-3-1 versus Cincinnati; 7-1 against Connecticut; 40-61-3 against Pitt; and 4-3 against USF. Since the league started in 1991, WVU is 93-51-1 in all-time BIG EAST play and 49-22-1 in league home games, while 44-29 in league road games

## Mountaineers in the BCS

✓ West Virginia finished No. 23 in the final BCS standings released on Dec. 4. It was the seventh time since 2002 that WVU has been ranked in the final BCS rankings. Its highest finish in the BCS standings was No. 9 in 2007.

2011	23
2010	22
2009	16
2007	9
2006	13
2005	11
2002	15



Willie Milhouse

## Orange Bowl Records Tied or Broken by West Virginia

### INDIVIDUAL RECORDS

#### New Record

**Passing Yards:** 407, Geno Smith  
**Passing Touchdowns:** 6, Geno Smith  
**Receptions:** 12, Tavon Austin  
**Receiving Touchdowns:** 4, Tavon Austin  
**Total Yards:** 433, Geno Smith (407 pass, 26 rush)  
**Touchdown Responsibility:** 7, Geno Smith (6 pass, 1 rush)  
**All-Purpose Yards:** 280, Tavon Austin  
 (123 Receiving/117 KOR/40 Rush)  
**Touchdowns Scored:** 4, Tavon Austin, Tied Record  
**Points:** 24, Tavon Austin, Tied Record  
**Points Responsible For:** 42, Geno Smith (6 pass TD, 1 rush TD)  
**Longest Defensive Scoring Play:** 99 yards, Darwin Cook (fumble)

#### Previous Record

369 by Tom Brady (Michigan) vs. Alabama (2000)  
 5 by Matt Leinart (USC) vs. Oklahoma (2005)  
 10, two players  
 3, multiple players  
 355 by Frank Sinkwich (Georgia) vs. TCU (1942)  
 5 by Matt Leinart (USC) vs. Oklahoma (2005)  
 257 by Roland Sales (Arkansas) vs. Oklahoma (1978)  
 Johnny Rodgers (Nebraska) vs. Notre Dame (1974)  
 Johnny Rodgers (Nebraska) vs. Notre Dame (1974)  
 30, two players  
 98 by Greg Mather (Navy) vs. Missouri (1961)

### TEAM RECORDS:

#### New Record

**Most Passes Attempted, Both teams:** 93, WVU 46 - CU 47  
**Most Completions, Both Teams:** 56, WVU 32 - CU 24  
**Passing TDs:** 6, WVU  
**Passing TDs, Both Teams:** 8, WVU 6 - CU 2  
**Most Plays, Both Teams:** 163, WVU 89 - CU 74  
**Most Yards, Both Teams:** 1,032, WVU 589 - CU 443  
**Most First Downs:** 31, WVU (13 rush, 16 pass, 2 penalty)  
**Most First Downs, Both Teams:** 55, WVU 31 - CU 24  
**Touchdowns:** 9, WVU (6 passing, 3 rushing), Tied Record  
**Most Touchdowns, Both Teams:** 13, WVU 9 - CU 4  
**Most Points:** 70, WVU  
**Points, Both Teams:** 103, WVU 70 - CU 33  
**Points in one half:** 49, WVU (1st)  
**Points in one half, both teams:** 69, WVU 49 - CU 20  
**Points in a quarter:** 35, WVU (2nd)  
**Point in a quarter, both teams:** 38, WVU 35 - CU 3 (2nd)  
**Points in the first quarter, both teams:** 31, WVU 14 - CU 17

#### Previous Record

91, Florida State vs. Oklahoma (2001)  
 56 - Maryland vs. Florida (2002)  
 5, two times  
 7, two times  
 157, Nebraska vs. Notre Dame (1973)  
 1,019, Florida vs. Maryland (2002)  
 31, two teams  
 49 - Maryland vs. Florida (2002)  
 9 - Alabama vs. Syracuse (1953)  
 11, Florida vs. Maryland (2002)  
 61, Alabama (1953)  
 79, Florida vs. Maryland (2002)  
 40, Alabama (1953)  
 48, USC vs. Oklahoma (2005)  
 27, Oklahoma (1958)  
 35, Michigan vs. Alabama (2000) (3rd)  
 26, Georgia vs. TCU, 1942

## No Lower Than Second

✓ West Virginia has finished no lower than second-place in the BIG EAST Conference in each of the last 10 years.

With the win against USF, West Virginia shared the 2011 BIG EAST league title with Cincinnati and Louisville. That marked West Virginia's seventh BIG EAST title, the most of any school currently in the conference, and tying the Mountaineers with Miami for most all-time.

The Mountaineers have won two straight BIG EAST championships and six in the last nine years.



## Double Digit Wins

✓ With the 70-33 win over Clemson in the Discover Orange Bowl, West Virginia finished the 2011 season with a 10-3 record.

The 2011 season marked the eighth time in WVU history that a team has finished with double-figure wins.

2011: 10-3  
 2007: 11-2  
 2006: 11-2  
 2005: 11-1  
 1993: 11-1  
 1988: 11-1  
 1969: 10-1  
 1922: 10-0-1

## On Grass

✓ Since 1980, West Virginia is 45-55 in games played on natural grass surfaces. WVU was 3-0 on grass surfaces in 2011 with a 37-31 win at Maryland, a 30-27 win at USF and a 70-33 win over Clemson in the Discover Orange Bowl.

Since 2001, the Mountaineers are 21-19 on natural grass surfaces and 3-0 under Dana Holgorsen.

Currently, the Mountaineers have a four-game winning streak on natural grass surfaces.

## In New Year's Bowls

✓ With its appearance in the 2012 Discover Orange Bowl on Jan. 4, West Virginia has played in a New Year's bowl game in seven of the past nine years.

Those games include the 2004, 2005, 2007 and 2010 Gator Bowls, 2006 Sugar Bowl, 2008 Fiesta Bowl and 2012 Orange Bowl.

The two times that WVU didn't play in a New Year's bowl game during that stretch was in 2008, when it played in the Meineke Car Care Bowl, and 2010, when it played in the Champs Sports Bowl.

Only three other teams beside WVU can make the same claim: Florida, Ohio State and LSU.

## AFCA Honors WVU Football

✓ WVU was once again recognized nationally for graduating 75 percent or more of its football student-athletes.

This marks the third year in a row that the program has been recognized and the fifth time in the past nine years (2011, 2010, 2009, 2004, 2003) that it has been named among programs nationally for graduating 75 percent or better of its student athletes.

This year's award marks the fourth time the NCAA's Graduation Success Rate (GSR) formula has been used to select the winner. From 1981 to 2007, the award was presented based on a formula used by the College Football Association and AFCA.

Stedman Bailey



## All-Time NCAA Bowl Records Tied or Broken by West Virginia

### INDIVIDUAL RECORDS

#### New Record

**Passing Touchdowns:** 6, Geno Smith, Tied Record  
**TDs Responsible For:** 7, Geno Smith, Tied Record

#### Previous Record

6 by Chuck Long, Iowa vs. Texas, 1984 Freedom Bowl  
 6, 4 times  
 7 - Tied with Keith Price, Washington, 2011 Alamo

**Receiving Touchdowns:** 4, Tavon Austin, Tied Record  
**Points Responsible For:** 42, Geno Smith, Tied Record

4, 4 times  
 40 - Bobby Layne, Texas - Missouri, '48 Cotton Bowl  
 42 - Keith Price, Washington, 2011 Alamo

**Most Extra-Point Attempts:** 10, Tyler Bitancurt  
**Most Extra-Point Kicks Made:** 10, Tyler Bitancurt

9, 6 times  
 9, 5 times

### TOP BOWL PERFORMANCES

**Most Points Scored:** 24, Tavon Austin  
**Most Touchdowns:** 4, Tavon Austin  
**Most All-Purpose Yards:** 280, Tavon Austin

### Ranking

Tied for No. 8, 27 times  
 Tied for No. 7, 29 times  
 No. 18

### TEAM RECORDS

#### New Record

**Most Points:** 70  
**Most Touchdowns:** 10, Tied Record  
**Most Touchdowns Passing:** 6, Tied Record

#### Previous Record

67 - Baylor vs. Washington, 2011 Alamo Bowl  
 10 - Nebraska vs. Northwestern, 2000 Alamo Bowl  
 6 - Tulsa - Bowling Green, 2008 GMAC  
 6 - Iowa - Texas, 1984 Freedom Bowl  
 66 - Nebraska - Northwestern - 2000 Alamo Bowl  
 45 - Colorado - Boston College - 1999 Insight.com Bowl  
 63 - Navy - Colorado, 1996 Aloha Bowl  
 63 - Bowling Green - Memphis - 2004 GMAC Bowl  
 31 - Nebraska - Northwestern - 2000 Alamo Bowl, 2nd  
 31 - Iowa - Texas - 1984 Freedom Bowl, 3rd  
 31 - Nebraska - Northwestern - 2000 Alamo Bowl

**Most Points, Winning Team:** 70  
**Most Points in First Half:** 49  
**Most Points in First Half/Both Teams:** 69

**Most Points in a Quarter:** 35

**Most Points in a 2nd Quarter:** 35

### TOP BOWL PERFORMANCES

**Most Touchdowns, Both Teams:** 14  
**Most Touchdowns Passing, Both Teams:** 8  
**Most Points, Both Teams:** 103  
**Most Points Scored, one quarter, both teams:** 38  
**Most First Downs, Both Teams:** 55

### Ranking

Tied for No. 3, Cal & Va. Tech, 2003 Insight.com Bowl  
 Tied For No. 2, 8 times  
 No. 3  
 Tied for No. 8, Missouri & Auburn, 1973 Sun Bowl  
 Tied for No. 16, 3 times





## On Network Television

✓ The ESPN telecast of the Discover Orange Bowl against Clemson on Jan. 4 marked the 177th network television game for West Virginia. All-time, WVU is 91-85-1 in nationally televised games.

## Most Total Wins Over The Last Nine Years (2003-11)

Rk.	School	Wins
1.	Boise State	106
2.	USC	98
3.	LSU	97
4.	Oklahoma	96
5.	TCU	93
6.	Virginia Tech	92
7.	Texas	90
8.	Wisconsin	87
	Utah	87
<b>10.</b>	<b>West Virginia</b>	<b>86</b>
	Florida	86
12.	Georgia	85
	Auburn	85
14.	Oregon	83
15.	Alabama	81
16.	BYU	80
17.	Ohio State	79

## Best Winning Percentage Away From Home (Road or Neutral) Over The Last Nine Years (2003-11)

Rk.	School	W-L	Winning %
1.	USC	50-10	.833
2.	Boise State	48-11	.814
3.	Texas	46-13	.780
4.	LSU	42-14	.750
5.	TCU	44-15	.746
6.	Georgia	40-21	.656
7.	Florida	38-20	.655
8.	Virginia Tech	39-21	.650
<b>9.</b>	<b>West Virginia</b>	<b>35-19</b>	<b>.648</b>
10.	Auburn	31-18	.634
11.	Oklahoma	36-21	.632
12.	Ohio State	25-15	.625
13.	Oregon	35-22	.614
14.	Navy	40-26	.606
15.	Boston College	33-23	.589

## Best Home Winning Percentage Over The Last Nine Years (2003-11)

Rk.	School	W-L	Winning %
1.	Boise State	56-2	.966
2.	Oklahoma	55-3	.948
3.	TCU	50-5	.909
4.	Ohio State	57-7	.891
5.	Wisconsin	54-7	.885
6.	LSU	56-8	.875
7.	USC	48-7	.872
8.	Virginia Tech	50-8	.862
9.	Troy	36-7	.837
<b>10.</b>	<b>West Virginia</b>	<b>49-10</b>	<b>.831</b>
11.	Florida	50-11	.820
12.	Iowa	45-10	.818
13.	Georgia	39-9	.813
14.	Texas	46-11	.807
15.	Texas Tech	45-12	.789



## West Virginia BCS Bowl Records Tied or Broken

### INDIVIDUAL RECORDS

#### New Record

**Passing Touchdowns:** 6, Geno Smith  
**Touchdowns Responsible For:** 7, Geno Smith  
**Most Receiving Touchdowns:** 4, Tavon Austin  
**Most Points Scored:** 24, Tavon Austin  
**Most Extra Point Kicks Attempted:** 10, Tyler Bitancurt  
**Most Extra Point Kicks Made:** 10, Tyler Bitancurt

#### Previous Record

5, Matt Leinart, USC - Oklahoma, '05 Orange  
 5, 3 times  
 3, 4 times  
 Tied Record  
 8, Jeff Chandler, Florida - Maryland, 2002 Orange Bowl  
 8, Jeff Chandler, Florida - Maryland, 2002 Orange Bowl

### BCS BOWL PERFORMANCES

**Longest Scoring Play:** 99, Darwin Cook  
**Most Yards of Total Offense:** 433, Geno Smith  
**Most Pass Completions:** 31, Geno Smith  
**Most Receptions:** 12, Tavon Austin  
**Most All-Purpose Yards:** 280, Tavon Austin  
**Most Solo Tackles:** 12, Eain Smith  
**Fumbles Returned for Touchdown:** 1, Darwin Cook

#### Ranking

No. 2  
 No. 4  
 Tied for No. 4  
 Tied for No. 5  
 No. 2  
 No. 4  
 Tied Record

### TEAM RECORDS

#### New Record

**Most Total Plays, Both Teams:** 163  
**Most Points:** 70  
**Most Combined Points:** 103  
**Most Touchdowns:** 10  
**Most Touchdowns, Both Teams:** 14  
**Most Touchdown Passes:** 6  
**Most Touchdown Passes, Both Teams:** 8  
**Most Points Scored in a Half:** 49  
**Most Points Scored in a Half, Both Teams:** 69  
**Most Pass Attempts:** 92

#### Previous Record

160 - Oklahoma - Connecticut, 2011 Fiesta Bowl  
 56 - Florida - Maryland, 2002 Orange Bowl  
 85 - Boise State - Oklahoma, 2007 Fiesta Bowl  
 8 - Florida - Maryland, 2002 Orange Bowl  
 12 - LSU - Illinois, 2002 Sugar Bowl  
 5, 3 times  
 Tied Record  
 38 - USC-Oklahoma, 2005 Orange, 1st half  
 64 - Texas - USC, 2006 Rose Bowl, 2nd half  
 91 - Miami, Fla. - Florida, 2001 Sugar Bowl  
 91 - Oklahoma - Florida State, 2001 Orange Bowl  
 29 - Oregon St. - Notre Dame, 2001 Fiesta, 3rd quarter  
 35 - Michigan - Alabama, 2000 Orange, 3rd quarter

#### Most Points in a Quarter: 35

**Most Points in a Quarter, Both Teams:** 38

### BCS BOWL PERFORMANCES

**Most Total Yards, Both Teams:** 1,032  
**Most Completions, Both Teams:** 55  
**Most Yards Passing, Both Teams:** 675

#### Ranking

No. 4  
 No. 4  
 No. 5



## The 2011 Mountaineer Roster

✓ The 2011 roster consisted of 107 players from 16 different states, two foreign countries and the District of Columbia.

Leading the way was the Mountain State, represented by 23 players, Florida (19), Ohio (12), Pennsylvania (13), Virginia (11), Maryland (10), Georgia (3), Alabama (2), Kentucky (2), New Jersey (2), Texas (2), Washington, D.C. (1) and one from Arizona, Illinois, New York, North Carolina and South Carolina. Offensive lineman Curtis Feigt hails from Berlin, Germany, and Soraya Aisien-Ogbebor is from Lagos, Nigeria.

## Salute to the 2011 Mountaineer Seniors

✓ West Virginia's game with Clemson in the Discover Orange Bowl marked the final game for 23 Mountaineer seniors.

This Mountaineer class was an integral component of 37 wins, two BIG EAST championships, one 10-win season, three nine-win seasons, four bowl appearances, two bowl wins and Top 25 national rankings during their careers.

This year's class included: Soraya Aisien-Ogbebor (IR), Don Barday (OL), Hunter Bittner (LB), Brantwon Bowser (DB), Devon Brown (IR), Josh Contraguerro (LB), Andrew Goldbaugh (WR), Najee Goode (LB), Bruce Irvin (DE), Ricky Kovatch (FB), Willie Millhouse (WR), Julian Miller (DL), Cody Nutter (LS), Steve Paskorz (LB), Tyler Rader (OL), Eain Smith (DB), Chad Snodgrass (OL), Brad Starks (WR), Keith Tandy (DB), Josh Taylor (DL), Casey Vance (LB), Tyler Urban (IR) and Coley White (IR).

## December Graduates

✓ Seven Mountaineers from the 2011 team graduated on Dec. 11: Don Barday, Julian Miller, Cody Nutter, Eain Smith, Chad Snodgrass, Keith Tandy and Tyler Urban.

The Mountaineers have had equal success on the field and in the classroom in recent years, and since 2008, there have been 69-of-76 players who have finished their degrees at West Virginia (90.8 percent).

## At Home

✓ The 2011 season marked the 32nd season of competition for West Virginia at Mountaineer Field at Milan Puskar Stadium. WVU holds a 146-51-4 (.736) all-time record at the facility, which opened in 1980.

A 2011 season-opening crowd of 60,758 were in attendance for the Marshall game, marking the largest season-opening home crowd since 1998. A capacity crowd of 62,056 were in attendance for the LSU game, the biggest crowd since Pitt in 1993. A more than capacity crowd of 60,932 fans attended the Pitt game.

The Mountaineers averaged 56,532 per home game in 2011; a total of 10,958,225 fans all-time have watched a game at Mountaineer Field.

## New WVU Tradition - Mountaineer Mantrip

✓ The inaugural West Virginia football Mountaineer Mantrip, a team walk set to rally WVU fans before each home game during the 2011 season, made its debut on Sunday, Sept. 4, prior to the Mountaineers' 2011 season opener against Marshall.

The walk, a nod to the state's proud coal industry and heritage, began when the team was dropped off approximately two hours and 20 minutes before kickoff at the corner of the WVU Medical Center and Don Nehlen Drive. Fans lined the path, which took the team and coaching staff, led by head coach Dana Holgorsen, between the blue and light blue lots and to the entrance of the Northeast gate at Milan Puskar Stadium.

The team was escorted by the Mountaineer mascot, the cheerleading squad and members of the Pride of West Virginia, the WVU marching band, on its route.

The Mantrip, named after the shuttle that typically transports miners down into an underground mine at the start of their shift, took place every home game during the 2011 season.

## Non-Conference Play

✓ West Virginia finished its 2011 non-conference schedule with a 4-1 record. The Mountaineers defeated Marshall, 34-13, in the season opener, then won against Norfolk State, 55-12, in game two. WVU earned a 37-31 road win at Maryland, 37-31, before suffering its first loss of the season against LSU, 47-21. They closed out the non-conference schedule with a 55-10 win over Bowling Green.

## BIG EAST Bests

✓ The Mountaineers posted another winning league record in 2011 with a 5-2 mark. West Virginia's undefeated 7-0 BIG EAST record in 2005 matched the best league record by the Mountaineers since entering the conference in 1991. In 1993, West Virginia also posted a perfect 7-0 mark in BIG EAST play. Next in line is a 6-1 record in 2002 and 2003. The Mountaineers have been crowned league champions in six of the last nine years and finished in second place in 2006, 2008 and 2009.

West Virginia's third-best league record is a 5-2 mark, posted in 2006-11 and also in 1998. WVU has now posted 16 winning conference seasons in 21 years of BIG EAST action starting in 1993 (7-0), 1994 (4-3), 1995 (4-3), 1996 (4-3), 1997 (4-3), 1998 (5-2), 2002 (6-1), 2003 (6-1), 2004 (4-2), 2005 (7-0), 2006 (5-2), 2007 (5-2), 2008 (5-2), 2009 (5-2), 2010 (5-2) and 2011 (5-2).

West Virginia is 93-51-1 in all-time BIG EAST play and is 49-22-1 in BIG EAST home games, followed by a 44-29 mark in conference road games. The Mountaineers are 53-16 in BIG EAST games since the start of the 2002 season, and 36-13 in their last 49 conference games. WVU has won league championships in 1993, 2003, 2004, 2005, 2007, 2010 and 2011 and finished in second place in 2006, 2008 and 2009.

## True Freshmen and First-Time Players

✓ Eight true freshmen saw action for the Mountaineers this season. Those players were Connor Arlia (IR), Jared Barber (LB), Andrew Buie (RB), Dustin Garrison (RB), Paul Millard (QB), Shaq Petteway (DB), Vernard Roberts (RB) and Avery Williams (DB).

There were 26 Mountaineers who saw their first WVU action this season, including Arlia, Ishmael Banks (DB), Barber, Devon Brown (WR), Buie, Trevor Demko (DL), Curtis Feigt (OL), Josh Francis (LB), Garrison, Troy Gloster (LB), Nick Kindler (OL), Cecil Level (DB), William Marable (DB), Willie Milhouse (WR), Millard, Mike Molinari (H), Matt Moro (DB), Steve Paskorz (LB), Petteway, Taige Redman (LB), Roberts, Shaq Rowell (DL), Jewone Snow (LB), Quinton Spain (OL), Wes Tonkery (DB) and Williams.

## First-Time Starters

✓ Twenty Mountaineers earned their first career starts this season: Jared Barber (LB), Devon Brown (IR), Andrew Buie (RB), Will Clarke (DL), Darwin Cook (DB), Pat Eger (OL), Curtis Feigt (OL), Josh Francis (LB), Dustin Garrison (RB), Bruce Irvin (DL), Brodrick Jenkins (DB), Ivan McCartney (WR), Ryan Nehlen (WR), Tyler Rader (OL), Doug Rigg (LB), Vernard Roberts (RB), Jewone Snow (LB), Quinton Spain (OL), West Tonkery (DB) and Casey Vance (LB).

## First Time Touchdown Scorers

✓ Twelve different Mountaineers scored their first career touchdowns this season: Ivan McCartney (Marshall), Vernard Roberts (Marshall), Dustin Garrison (Norfolk State), Devon Brown (Norfolk State), Andrew Buie (Maryland), Terence Garvin (Maryland), Ryan Nehlen (Bowling Green), Shawne Alston (Bowling Green), Geno Smith (Rutgers), Pat Miller (USF), Darwin Cook (Clemson) and Willie Milhouse (Clemson).



## 2011 Statistical Rankings ...

	NCAA	BIG EAST
Scoring Offense	13	1
Rushing Offense	92	4
Scoring Defense	T61	7
Rushing Defense	55	8
Passing Offense	6	1
Total Offense	15	1
Passes Had Intercepted	T30	T1
Pass Defense	35	2
Total Defense	33	3
Kickoff Returns	26	3
Punt Returns	20	1
Punting	101	8
Passing Efficiency	19	1
Turnover Margin	T52	6
Interceptions	T31	4
Pass Eff. Defense	11	2
Third Down Conv.	T62	2
Opponent Third Down	33	6
Fourth Down Conv.	T60	3
Opponent Fourth Down	T36	T3
Sacks By	T29	8
Sacks Against	T65	3
Tackles for Loss	47	8
Tackles for Loss Allowed	T75	3
Penalties	T70	4
Possession Time	102	6
Punt Return Defense	89	8
Kickoff Return Defense	101	5
Turnovers Gained	T49	5
Fumbles Gained	T71	8
Red Zone Offense	T11	2
Red Zone Defense	T72	5

## BIG EAST Honors

✓ West Virginia had 10 selections to the all-BIG EAST Conference team in 2011. The Mountaineers led the BIG EAST in all-conference selections for the second straight year and boasted the Special Teams Player of the Year, Tavon Austin.

Leading the way on the first team were quarterback Geno Smith, wide receiver Austin, offensive lineman Don Barclay, defensive end Bruce Irvin, linebacker Najee Goode, defensive back Keith Tandy and return specialist Austin.

Second team selections were receiver Stedman Bailey, offensive lineman Joe Madsen and defensive back Eain Smith.

Connecticut had the second-highest number of selections with nine. West Virginia had the most first team and overall selections, while UConn and USF led with six second-team honorees.

## Against Ranked Teams

✓ Beginning with a 27-0 loss to Fordham on Oct. 18, 1941, West Virginia has played 134 games against nationally ranked teams. Of those, 39 have been Mountaineer victories. Since 2001, WVU has posted 15 victories over ranked teams.



## National Polls

✓ West Virginia finished the 2011 season No. 17 in the *Associated Press* Poll and No. 18 in the *USA Today* Coaches' Poll. The Mountaineers spent 13 of the 16 weeks during the season in the national polls. WVU has been ranked in the AP Top 25 final poll in seven of the past eight years.

In 2011, West Virginia began the season at No. 24 in the AP Poll and was receiving votes in the Coaches' Poll. The Mountaineers moved up to as high as No. 11 in the AP and in a tie for No. 14 in the Coaches' Poll on Oct. 16, before losing at Syracuse on Oct. 21. After losing to Louisville on Nov. 5, WVU fell out of both polls.

The Mountaineers re-entered the coaches' poll tied for No. 23 on Nov. 13 after winning 24-21 at No. 18 Cincinnati. After the Pitt win on Nov. 25, WVU re-entered the AP Poll at 22 and dimbed up to No. 20 in the Coaches' Poll.

Since 2002, West Virginia has been ranked in the Top 25 for 96 weeks, including 33 weeks in the Top 10.

## The Numbers From Two, Three, Four, Five, Six, Seven, Eight, Nine

✓ The West Virginia Mountaineers have been one of the best teams in college football in the last nine years.

West Virginia's two-year win total (2010-11) of 19 ties for 18th-best in college football with Nebraska and Florida State.

West Virginia's three-year win total (2009-11) of 28 wins is tied for 16th-best in college football with Utah, Nevada, Florida and Houston.

West Virginia's four-year total (2008-11) of 37 wins ties for 18th-best, while WVU's five-year victory total of 48 wins (2007-11) ties for 13th-best with Texas, Oklahoma State, Wisconsin and Missouri.

West Virginia's six-year (2006-11) win total of 59 is 13th-best in college football, and its 70 victories in the last seven years (2005-11) ties with Wisconsin and Oregon for the 11th-best record. Over the past eight years (2004-11), the Mountaineers have won 78 football games for the 11th-best record in the country.

And finally, West Virginia's has 86 wins in the last nine years (2003-11), which is the 12th-best mark in college football.

## All-American Mountaineers

✓ In 2011, Tavon Austin, Don Barclay and Bruce Irvin were named to at least one All-American team.

Austin, No. 1 nationally in all-purpose yards, No. 6 in punt returns and No. 20 in kickoff returns, earned first team honors on CBSsports.com and Phil Steele's as an all-purpose player, second team honors as a punt returner from Yahoo! Sports, third-team *Associated Press* honors (all-purpose) and honorable-mention from SI.com (PR). Barclay, a three-year starter at left tackle, and Irvin, a two-year standout at defensive end, were both named fourth team All-Americans from Phil Steele.

Austin collected a single-season school record 2,574 yards, which includes 182 rushing yards, 1,186 receiving yards, 268 punt return yards and 938 kickoff return yards. He scored touchdowns on kickoff returns of 100 yards against Marshall and 80 yards at USF. He set the WVU single-season reception mark with 101 catches for 1,186 yards, marking the fifth Mountaineer to eclipse the 1,000-yard receiving mark, and scored eight touchdowns.

West Virginia has had at least one All-American named every year since 2002 and has had 73 All-Americans named to 210 teams.



## For Starters

✓ In 2011, the Mountaineers had a total of 43 players with at least one game of starting experience.

Tops on that list were senior offensive lineman Don Barclay (40), senior cornerback Keith Tandy (40), junior offensive lineman Joe Madsen (38) and senior defensive lineman Julian Miller (36).

## Seven Up

✓ The Mountaineers posted their 47th season all-time with at least seven wins and 10th consecutive season with seven wins or more.

When WVU wins at least seven games in a season, the Mountaineers have gone to 18 straight bowl games.

## Eight Ball

✓ The 2011 season marked the 35th time West Virginia won at least eight games in a season, and the 19th time it has happened since 1980.

Five teams have won eight or more games for 10 straight years: Boise State, LSU, Oklahoma and Virginia Tech.

WVU has gone to bowl games in 26 of the 35 seasons that it has recorded at least eight wins.

## Eight x Five

✓ West Virginia had a 10-3 record in 2011, marking the 10th straight year that the Mountaineers have won at least eight games in a season.

Five schools have accomplished this feat: Boise State, LSU, Oklahoma and Virginia Tech.

## Consecutive Seasons with Eight or More Wins (active streak)

Rk	No.	Team
1.	14	Virginia Tech
2.	13	Boise State
3.	12	LSU
	12	Oklahoma
5.	10	West Virginia

## WVU vs. 2011 Slate

✓ West Virginia owns a 177-131-8 record against its 2011 opponents. The Mountaineers have winning records over Bowling Green, Cincinnati, Connecticut, Louisville, Marshall, Maryland, Norfolk State, Rutgers and USF. LSU, Pitt and Syracuse have the upper hand in their series with WVU, and with the Orange Bowl win, the series against Clemson is tied at 1-1.

2011 Opponent	Series Record
Bowling Green	3-0
Cincinnati	16-3-1
Clemson	1-1
Connecticut	7-1
Louisville	10-3
LSU	0-2
Marshall	11-0
Maryland	25-21-2
Norfolk State	1-0
Rutgers	32-4-2
Pitt	40-61-3
Syracuse	27-32
USF	4-3

Shawne Alston



## Nine is Fine

✓ West Virginia's 10 wins in 2011 marked the seventh year in a row that the Mountaineers have collected at least nine wins in a season.

WVU is just one of three schools to accomplish that feat, including Boise State and Virginia Tech. The Mountaineers posted 10 wins in 2011, nine wins for the three years prior (2008-10) and finished with 11 wins in each of the three seasons before (2005-07).

## Passing Offense

✓ First-year coach Dana Holgorsen installed his spread offense, and it paid dividends as it set the school record for passing yards in a season with 4,509 yards, breaking the old record of 3,700 yards (1998) by more than 800 yards.

Quarterback Geno Smith finished with 4,385 yards passing for the 2011 season, setting the individual school passing record, previously held by Marc Bulger (3,607 - 1998). Smith also set the school individual records for completions (346) and attempts (526).

West Virginia finished No. 1 in the BIG EAST in passing yards per game and No. 6 nationally.

## 250 or More Yards Passing over the last 10 years . . .

469	Connecticut (2011)	43-16/W
463	LSU (2011)	21-47/L
431	Norfolk State (2011)	55-12/W
410	Louisville (2011)	35-28/L
407	Clemson (2011)	70-33/W
388	at Maryland (2011)	37-31/W
372	at Cincinnati (2011)	24-21/W
352	Rutgers (2010)	35-10/W
338	at Syracuse (2011)	49-23/L
334	East Carolina (2009)	35-20/W
332	North Carolina (2008)	31-30/W
316	Marshall (2010)	24-21/W OT
302	Auburn (2009)	30-41/L
286	Kent State (2001)	34-14/W
283	Bowling Green (2011)	55-10/W
279	at Maryland (2001)	20-32/L
271	at Syracuse (2003)	34-23/W
268	Maryland (2010)	31-17/W
258	at Syracuse (2009)	34-13/W

When WVU has passed for 250 or more yards over the past 10 years, its record is 14-5 and 33-13 when passing for 200 or more yards.

## The Captains

✓ West Virginia head coach Dana Holgorsen selects game captains each week of the regular season based on their performance from the previous week's practices and game. Permanent team captains were selected at the end of the season after the bowl game was completed. The 2011 captains were Don Barclay (OL), Najee Goode (LB), Geno Smith (QB) and Keith Tandy (DB).



## Spreading the Wealth

✓ The Mountaineers spread the ball to a variety of receivers during the 2011 season. WVU quarterbacks hooked up with nine different receivers in five of the 13 games and also had six at Rutgers and against Pitt, seven at Syracuse and against Clemson, eight against Bowling Green and at USF and 10 against Louisville and at Cincinnati. Thirteen different players had at least one catch, and eight of those receivers scored a touchdown.

Tavon Austin (101), Stedman Bailey (72), Ivan McCartney (49), Devon Brown (29), Dustin Garrison (24), Tyler Urban (20), Brad Starks (14), Andrew Buie (13) and Willie Milhouse (13) each had double-figure receptions.

Bailey led the receiving corps with 12 touchdowns, Austin had eight, Starks four, McCartney three and Urban finished with two.

## Special Teams/Defensive Touchdowns Since 2001

### 2011

D. Cook 99 fumble return vs. Clemson  
P. Miller 52 INT return at USF  
Austin 90 kickoff return at USF  
J. Miller 0 fumble recovery at Cincinnati  
Garvin 37 INT return at Maryland  
Austin 100 kickoff return vs. Marshall

### 2009

Glover 24 INT Return at Rutgers  
Austin 98 kickoff return vs. UConn

### 2008

Ivy 29 INT return vs. Villanova

### 2007

Williams 0 fumble recovery vs. UConn  
Wicks 44 fumble recovery vs. Louisville  
Dykes 19 INT return vs. Syracuse

### 2006

Rivers 50 punt return vs. Mississippi State  
Reynaud 96 kickoff return vs. Maryland

### 2005

Addae 40 INT return vs. Pitt  
Smith 1 punt return vs. Rutgers  
Lewis 77 punt return vs. East Carolina  
Wicks 31 INT return vs. Syracuse

### 2004

Lorello 21 INT return vs. Connecticut  
Wicks 34 INT return vs. Virginia Tech  
Lehnortt 21 fumble return vs. James Madison  
Jones 76 punt return vs. East Carolina

### 2003

Frazier 64 punt return vs. Temple  
Jones 47 fumble return vs. Temple  
Jones 49 INT return vs. Boston College  
Jones 87 kickoff return vs. Boston College  
Hunter 0 punt return vs. UCF

### 2002

Harrison 0 punt return vs. East Carolina  
Estrada 43 INT return vs. Rutgers

### 2001

Terry 100 kickoff return vs. Maryland  
Hackett 10 fumble return vs. Rutgers



Tavon Austin

## Total Offense

✓ West Virginia finished with 400 or more yards of total offense in 10 of the 13 games during the 2011 season, collecting 500 or more yards six times and 600 or more yards once.

The Mountaineers finished with a season-best 643 yards against Bowling Green, had 589 yards against Clemson in the Orange Bowl, 541 yards against Connecticut and 533 yards against Norfolk State, LSU and Louisville.

WVU led the BIG EAST in total offense and was No. 15 nationally. The Mountaineers finished with 6,104 yards of total offense to break the school record of 5,998 yards set in 2006. WVU also averaged 469.5 yards of total offense per game, to break the school record of 465.9 set in 1988.

## Double-Figure Scoring Drives

✓ West Virginia had 24 drives of 10 plays or more during the 2011 season, marking the most since the Mountaineers ground out 25 drives of 10 plays or more in 2001. In 2010, the Mountaineers had 14 drives of 10 plays or more, 11 drives in 2009, 10 drives in 2008, 17 in 2007, 16 in 2006, 17 in 2005 and 14 in 2004 and 2003 and 22 in 2002.

Marshall - 10 plays, 71 yds, 4:38, FG  
Marshall - 10 plays, 62 yards, 3:32, TD  
Marshall - 13 plays, 62 yards, 6:05, TD  
Marshall - 11 plays, 54 yards, 3:46, TD  
Norfolk St. - 10 plays, 60 yards, 3:15, FG  
Norfolk St. - 11 plays, 61 yards, 2:42, TD  
Norfolk St. - 10 plays, 57 yards, 4:13, TD  
Maryland - 10 plays, 88 yards, 4:04, TD  
Maryland - 14 plays, 65 yards, 5:41, FG  
LSU - 12 plays, 73 yards, 4:14, TD  
Bowling Green - 11 plays, 71 yards, 3:46, TD  
Bowling Green - 12 plays, 59 yards, 5:23, FG

Syracuse - 10 plays, 50 yards, 3:09, FG  
Syracuse - 14 plays, 57 yards, 4:53, TD  
Rutgers - 11 plays, 89 yards, 4:44, TD  
Louisville - 13 plays, 65 yards, 4:47, TD  
Cincinnati - 11 plays, 72 yards, 5:19, FG  
Cincinnati - 10 plays, 37 yards, 4:44 missed FG  
Cincinnati - 12 plays, 74 yards, 4:21, TD  
Pitt - 11 plays, 83 yards, 3:17, TD  
USF - 12 plays, 49 yards, 5:19, Punt  
USF - 11 plays, 77 yards, 4:40, TD  
USF - 10 plays, 63 yards, 3:02, FG  
Clemson - 12 plays, 66 yards, 6:14, TD

## BIG EAST Players of the Week

✓ West Virginia had 10 players named BIG EAST Players of the Week either on offense, defense or special teams. The Mountaineers led the league in the number of weekly awards, having two more than Rutgers.

Offensively, Geno Smith led the way for WVU being named player of the week twice, and Stedman Bailey was the only other offensive player of the week. Defensively, Julian Miller was named twice.

On special teams, Tavon Austin earned two awards and Tyler Bitancurt, Corey Smith and Eain Smith each were named for the weekly award once.





Yards	Name	Opponent	Date	Yards	Name	Opponent	Date
468	Geno Smith	LSU	9/25/2011	329	Marc Bulger	Pitt	11/27/99
433	Geno Smith	Clemson	1/4/2012	328	Pat White	Louisville	11/8/2007
431	Geno Smith	UConn	10/8/2011	327	Marc Bulger	Pitt	11/28/97
424	Pat White	Pitt	11/16/2006	327	Marc Bulger	Navy	10/3/98
424	Marc Bulger	Missouri	12/26/98	327	Oliver Luck	Temple	11/8/80
407	Jarrett Brown	East Carolina	9/12/2009	326	Pat White	Oklahoma	1/2/2008
407	Mike Sherwood	Pitt	9/28/68	326	Ira Errett Rodgers	W.Va. Wesleyan	11/30/16
402	Geno Smith	Louisville	11/5/2011	325	Marc Bulger	Georgia Tech	12/29/97
396	Geno Smith	Rutgers	12/4/2010	324	Rasheed Marshall	Boston College	11/13/2004
394	Marc Bulger	Pitt	11/27/98	323	Chad Johnston	Rutgers	11/4/95
387	Pat White	North Carolina	12/27/2008	322	Pat White	Louisville	11/22/2008
377	Geno Smith	Maryland	9/17/2011	318	Major Harris	Louisville	9/23/89
372	Geno Smith	Norfolk State	9/10/2011	315	Jeff Hostetler	Oklahoma	9/11/82
372	Major Harris	Boston College	10/22/88	313	Eric Boykin	Ball State	9/3/94
370	Chad Johnston	Pitt	10/15/94	312	Jarrett Brown	Liberty	9/5/2009
356	Marc Bulger	Miami	10/24/98	308	Marc Bulger	Maryland	9/19/98
354	Oliver Luck	Syracuse	11/21/81	307	Richard Longfellow	Boston	10/11/58
352	Geno Smith	Cincinnati	11/12/2011	306	Brad Lewis	Kent State	9/22/2001
352	Chad Johnston	Purdue	9/2/95	306	Marc Bulger	Boston College	11/21/98
351	Marc Bulger	Miami	10/30/99	304	Geno Smith	Syracuse	10/21/11
347	Pat White	Louisville	11/2/2006	304	Major Harris	Rutgers	11/14/87
346	Pat White	Syracuse	10/14/2006	303	Brad Lewis	Ole Miss	12/28/2000
339	Chad Johnston	Boston College	10/5/96	302	Major Harris	Rutgers	11/11/89
337	Kay-Jay Harris	East Carolina	9/4/2004	301	Major Harris	Penn State	11/4/89
329	Geno Smith	Marshall	9/10/2010	300	Pat White	Rutgers	10/27/2007

### Scoring Offense

✓ West Virginia scored 489 points during the 2011 season, an average of 37.6 per game. It ranked fourth on WVU's single season points scored list.

The Mountaineers scored 30 or more points in nine games, 40 or more points in five games and 50 or more points in three games.

WVU scored a season-high 70 points against Clemson in the Orange Bowl and had 55 against Norfolk State and Bowling Green. The Mountaineers led the BIG EAST Conference in scoring offense and were No. 13 nationally.

The Mountaineers outscored their opponents in every quarter but the first quarter. WVU was outscored 115-82 in the first quarter, but held a 167-87 advantage in the second quarter, 131-62 in the third quarter and 109-84 in the fourth quarter.

West Virginia outscored its opponents, 249-202, in the first half (19.2-15.5) and 240-146 in the second half (18.5-11.2).

### WVU Single Season Scoring

1.	2007	515
2.	2006	505
3.	1988	493
4.	2011	489
5.	1972	415
6.	1998	410
7.	1993	408
8.	2002	396
9.	2005	385
10.	2003	376

### Mountaineer First Downs

✓ West Virginia collected 301 first downs for the 2011 season, averaging 23.2 per game. The Mountaineers had 91 rushing first downs, 187 by the pass and 23 by penalty.

WVU led the BIG EAST for the most first downs during the 2011 season. The Mountaineers' per game average of 23.2 was second in the league behind USF (24.3). West Virginia was No. 27 nationally for first downs per game.

West Virginia recorded a season-high 31 first downs against Clemson and had 30 against Bowling Green. The Mountaineers had 28 against Norfolk State, LSU and Louisville and 27 at Maryland. The Mountaineers finished with a season-high 15 rushing first downs against Bowling Green, 23 passing against LSU and a season-high eight by penalty against Norfolk State.

The 31 total first downs against Clemson in the Orange Bowl were the most since posting 32 against Eastern Washington in 2006. The 15 rushing first downs against Bowling Green were the most since collecting 19 against Cincinnati in 2010. The 23 passing first downs against LSU were the most since WVU had 24 against Missouri in 1998. The eight first downs by penalty against Norfolk State were the most since the Mountaineers had eight against Florida State in the 2004 Gator Bowl.

### NFL Mountaineers

✓ There were 13 former Mountaineers on NFL rosters in 2011, playing for 11 different teams.



Corey McIntyre	Buffalo Bills
Brandon Hogan	Carolina Panthers
J.T. Thomas	Chicago Bears
Adam Jones	Cincinnati Bengals
Robert Sands	Cincinnati Bengals
Anthony Becht	Kansas City Chiefs
Ellis Lankster	New York Jets
Jarrett Brown	Indianapolis Colts
Pat McAfee	Indianapolis Colts
Steve Slaton	Miami Dolphins
Owen Schmitt	Philadelphia Eagles
Mortty Ivy	Pittsburgh Steelers
Ryan Mundy	Pittsburgh Steelers
Chris Neild	Washington Redskins

### Troopers Assigned

✓ Two West Virginia State Police troopers were assigned to the Mountaineer football detail for the 2011 season. They were Trooper Glenn Doyle and Trooper Matt Horne. This marked the 19th year of troopers' assignments to Mountaineer football.



## 30 Is Enough

✓ Dating back to 1980, the Mountaineers hold a 157-9-1 record when scoring 30 or more points in a game. During the 1990s, the Mountaineers were 42-4 when scoring 30 or more points in a contest and were 40-2-1 in the '80s when reaching that mark. WVU is 75-3 since 2000 when scoring 30 points or more in a contest.

## Average Per Down

✓ Here's a breakdown of how the 2011 West Virginia offense operated on first, second, third and fourth down.

On first down, the Mountaineers ran a total of 437 plays and gained 2,816 yards for a 6.4 average. On second down, the Mountaineers ran 324 plays for 2,031 yards and a 6.3 average. On third down, the Mountaineers ran 180 plays for 1,159 yards and a 6.4 average gain. West Virginia tried 18 fourth-down plays in 2011, gaining 98 yards for a 5.4 average.

WVU's touchdowns came 23 times on first down (13 rushing and 10 passing), 24 times on second down (9 rushing and 15 passing), eight times on third down (2 rushing, 6 passing) and two touchdowns on fourth down (1 rushing, 1 passing).

## Offensive Analysis

✓ Breaking down the West Virginia offensive numbers for the 2011 season, the Mountaineers ran a total of 959 plays, 417 coming on the ground and 542 through the air. The rushing game totaled 1,595 yards for an average of 3.8 yards per carry and 25 touchdowns. The passing attack totaled 4,509 yards, 32 touchdowns and an average of 12.8 yards per completion.

Combine the two and the Mountaineers turned in 6,104 yards of total offense, and 57 offensive touchdowns for an average of 6.4 yards per play, and an average of 37.6 points per game.

Deeper analysis shows that the Mountaineer offense gained 91 first downs by the run and 187 via the pass. On average, West Virginia had 122.7 yards per game on the ground, 346.8 per game passing and 469.5 yards of total offense.

## Non-Offensive Touchdowns

✓ West Virginia scored six non-offensive touchdowns during the 2011 season, marking the most non-offensive touchdowns since the Mountaineers scored five in 2003. Tavon Austin scored touchdowns on kickoff returns of 90 (USF) and 100 yards (Marshall), Pat Miller scored on a 52-yard interception return at USF, Terence Garvin scored on a 37-yard interception return at Maryland, Julian Miller recovered a fumble for a touchdown at Cincinnati and Darwin Cook returned a fumble 99 yards for a touchdown against Clemson in the Orange Bowl.

The two non-offensive touchdowns at USF marked the most in one game this season and the most since Lance Frazier scored on a 64-yard punt return, and Adam Jones returned a fumble 47 yards against Temple in 2003.

## Mountaineer Top Rushing Marks

1.	569	Washington & Lee	November 10, 1923
2.	536	East Carolina	September 28, 2002
3.	517	Connecticut	November 24, 2007
4.	478	East Carolina	September 4, 2004
5.	457	Syracuse	October 14, 2006
6.	451	Pitt	November 24, 2005
7.	446	Syracuse	October 30, 1993
	446	Rutgers	November 3, 2001
9.	437	Pitt	November 16, 2006
10.	427	Cincinnati	October 17, 1987
11.	397	East Carolina	September 22, 2007
12.	394	Eastern Washington	September 9, 2006
13.	382	Georgia	January 2, 2006
14.	379	Washington & Lee	November 10, 1923
	379	East Carolina	November 7, 1992
16.	378	Pitt	September 29, 1990
17.	376	West Virginia Wesleyan	October 1, 1938
	376	Louisville	November 22, 2008
19.	370	Cincinnati	October 21, 1989
20.	367	Bowling Green	September 3, 1988

## Mountaineer Top Passing Marks

1.	469	UConn	October 8, 2011
2.	463	LSU	September 24, 2011
3.	452	Missouri	December 26, 1998
4.	431	Norfolk State	September 10, 2011
5.	416	Pitt	September 28, 1968
6.	410	Louisville	November 5, 2011
7.	409	Pitt	November 27, 1998
8.	407	Clemson	January 4, 2012
9.	396	Pitt	October 15, 1994
10.	390	Purdue	September 2, 1995

11.	388	Maryland	September 17, 2011
12.	380	Miami	October 24, 1998
13.	372	Cincinnati	November 12, 2011
14.	371	Rutgers	November 9, 1996
15.	365	Boston College	October 5, 1996
16.	360	Syracuse	November 21, 1981
17.	354	Navy	October 3, 1998
18.	353	Georgia Tech	December 29, 1997
19.	352	Rutgers	December 4, 2010
20.	349	Pitt	November 27, 1999

## Mountaineer Top Total Offense Marks

1.	674	Washington & Lee	November 10, 1923
2.	654	Syracuse	October 30, 1993
3.	643	Bowling Green	October 1, 2011
4.	641	Pitt	October 2, 1965
	641	Pitt	November 16, 2006
6.	627	Rutgers	November 3, 2001
7.	624	Connecticut	November 24, 2007
8.	623	Pitt	November 27, 1999
9.	621	East Carolina	September 4, 2004
10.	614	Temple	November 13, 1993
11.	599	East Carolina	September 22, 2007
12.	591	Eastern Washington	September 9, 2006
13.	589	Clemson	January 4, 2012
	589	South Carolina	September 16, 1989
	589	Louisiana Tech	October 29, 1994
16.	575	Boston College	October 29, 1988
17.	574	Pitt	October 23, 1993
18.	570	Cincinnati	October 21, 1989
	570	Rutgers	November 4, 1995
20.	569	East Carolina	September 28, 2002

## 2011 West Virginia Individual Game, Season and Career Record Tied or Broken

*New Record/Previous Holder*

### Game

Total Offense in a Game - 468 - Geno Smith vs. LSU, 2011/424 - by Pat White vs. Pitt, 2006; by Marc Bulger vs. Missouri, 1998  
 Most Offensive Plays - 67 by Geno Smith vs. LSU, 2011/63 by Gerry Fisher vs. Maryland, 1951  
 Passing Yards - 463 by Geno Smith vs. LSU, 2011/429 by Marc Bulger vs. Missouri, 1998  
 Passing Completions: 38 by Geno Smith vs. LSU, 2011/34 by Marc Bulger vs. Missouri, 1998; by Oliver Luck vs. Syracuse, 1981  
 Passing Attempts: 65 by Geno Smith vs. LSU, 2011/57 by Gerry Fisher vs. Maryland, 1951  
 Touchdown Passes: 6 - Tied Record - by Geno Smith vs. Clemson, 2012/by by Marc Bulger vs. Pitt, 1998  
 Receptions: 12 - Tied Record - by Tavon Austin vs. Clemson, 2011/12, five times  
 Touchdown Receptions: 4 - by Tavon Austin vs. Clemson, 2011/3, three times  
 Kickoff Yards - Tied Record - 100 by Tavon Austin vs. Marshall, 2011/100 five times  
 Kickoff Return for a Touchdown - 1 by Tavon Austin vs. USF, 2011; 1 by many players  
 Consecutive Extra Points Made - 10 by Tyler Bitancourt vs. Clemson, 2011/9 by Chuck Kinder vs. Pitt, 1965

### Season

All-Purpose Yards - 2,574 - Tavon Austin/2,104 - Steve Slaton - 2006  
 Total Offense - 4,352 - Geno Smith/3,515 - Marc Bulger - 1998  
 Total Offensive Plays - 582 - Geno Smith/465 - Pat White - 2008  
 Most Touchdowns Responsible For - 33 - Geno Smith/31 - Marc Bulger - 1998  
 Passing Yards - 4,385 - Geno Smith/3,607 - Marc Bulger - 1998  
 Passing Completions - 346 - Geno Smith/274 - Marc Bulger - 1998  
 Passing Attempts - 526 - Geno Smith/419 - Marc Bulger - 1998  
 Passing Touchdowns - 31 - Tied Record - Geno Smith, 2011/31 by Marc Bulger, 1998  
 Interception Avoidance - .0133 (7/526) by Geno Smith, 2011/.0172 (3/172) by Jake Keldner, 1993  
 Receptions - 101 - Tavon Austin/77 - David Saunders, 1998, Shawn Foreman, 1997  
 Receiving Yards - 1,279 - Stedman Bailey/1,043 - David Saunders, 1996  
 Receiving Touchdowns - 12 - Tied Record - Stedman Bailey, 2011/12 by Chris Reynaud, 2007; by Chris Henry, 2004  
 100-yard Receiving Games - 7 - Stedman Bailey/4 - Chris Henry, 1993  
 Consecutive 100-yard Receiving Games - 5 - Stedman Bailey/2 by several players  
 Kickoff Return Yards - 938 - Tavon Austin/867 - Adam Jones, 2003  
 Sophomore Receiving Yards - 1,169 - Stedman Bailey/1,043 - David Saunders, 1996  
 Junior Passing - 4,385 - Geno Smith/3,607 - Marc Bulger, 1998  
 Junior Total Offense - 4,352 - Geno Smith/3,515 - Marc Bulger, 1998  
 Junior Receiving - 1,186 - Tavon Austin/928 - Shawn Foreman, 1997  
 Team Passing Yards: 469 - Connecticut/452 - Missouri, 1998  
 Team Season Passing Attempts: 542/433, 1988  
 Team Season Passing Completions: 353/280, 1998  
 Team Season Passing Yards: 4,509/3,700, 1998  
 Team Passing First Downs: 187/169, 1998

### Career

Games Played - 52 - Tied Record - Don Barclay, Najee Goode, Julian Miller  
 Completion Percentage - .654 (619/947) by Geno Smith, 2009-11/.648 by Geno Smith (241/372), 2009-10, and Pat White (507/783), 2005-08  
 Interception Avoidance (min. 300 att.) - .01583 (15/947) by Geno Smith, 2009-11/.0190 (8/421) by Geno Smith, 2009-10  
 Interception Avoidance (min. 500 att.) - .01583 (15/947) by Geno Smith, 2009-11/.0279 (16/573) by Jeff Hostetler/1982-83  
 Kickoff Returns for a Career - 65 - Tavon Austin, 2009-11/63 - Shawn Terry, 1999-2001



## Career Games Played/Starts

	GP/GS	2011	2010	2009	2008
Don Barclay, r-Sr., OL	52/40	13/13	13/13	13/13	13/1
Julian Miller, r-Sr., DL	52/36	13/9	13/12	13/13	13/2
Najee Goode, r-Sr., LB	52/26	13/13	13/11	13/1	13/1
Eain Smith, r-Sr., DB	51/22	13/13	12/1	13/4	13/4
Ricky Kovatch, Sr., TE/FB	51/0	13/0	13/0	13/0	12/0
Tyler Urban, Sr., TE	50/22	13/7	11/4	13/7	13/4
Keith Tandy, r-Sr., DB	45/40	13/13	13/13	13/13	6/1
Brad Starks, r-Sr., WR	42/12	8/0	13/2	12/8	9/2
Tavon Austin, Jr., WR/RB	40/27	13/11	13/11	13/4	--
Tyler Bitancourt, r-Jr., K	39/0	13/0	13/0	13/0	--
Cody Nutter, r-Sr., LS	39/0	13/0	13/0	13/0	--
Joe Madsen, r-Jr., OL	38/38	13/13	12/12	13/13	--
Jeff Braun, r-Jr., OL	37/26	13/13	13/13	11/0	--
Terence Garvin, Jr., DB	34/24	11/11	13/13	10/0	--
Ryan Clarke, r-Jr., FB	37/10	12/5	13/4	12/1	--
Pat Miller, Jr., DB	35/11	13/9	13/2	9/0	--
Matt Lindamood, r-Jr., TE/FB	35/2	10/1	13/1	12/0	--
Jorge Wright, r-Jr., DE	34/13	13/12	12/1	9/0	--
Josh Taylor, r-Sr., DL	32/8	9/1	11/0	12/7	1/0
Geno Smith, Jr., QB	31/26	13/13	13/13	5/0	--
Chad Snodgrass, r-Sr., OL	30/0	13/0	13/0	4/0	--
Josh Jenkins, Sr., OL	27/22	--	9/9	13/13	5/0
Shawne Alston, Jr., RB	28/1	11/1	11/0	5/0	--
Stedman Bailey, r-So., WR	26/22	13/13	13/9	--	--
Darwin Cook, r-So., DB	26/13	13/13	13/0	--	--
Bruce Irvin, Sr., DE	26/6	13/6	13/0	--	--
Brodrick Jenkins, r-So., DB	26/4	13/4	13/0	--	--
Tyler Anderson, r-So., LB	26/0	13/0	13/0	--	--
Corey Smith, r-Jr., P/K	26/0	13/0	13/0	--	--
Ivan McCartney, So., WR	25/10	13/10	12/0	--	--
J.D. Woods, r-Jr., WR	26/6	9/2	13/4	4/0	--
John Bassler, r-Jr., OL	25/0	8/0	13/0	4/0	--
Doug Rigg, So., LB	24/9	11/9	13/0	--	--
Travis Bell, So., DB	24/1	11/1	13/0	--	--
Brantwon Bowser, r-Sr., DB	25/0	12/0	13/0	--	--
Casey Vance, r-Sr., LB	23/7	11/7	12/0	--	--
Ryan Nehlen, r-Jr., WR	21/1	13/1	6/0	2/0	--
Mike Dorsey, So., DB	19/0	6/0	13/0	--	--
Will Clarke, r-So., DE	17/11	13/11	4/0	--	--
Lawrence Smith, r-Jr., DB	16/0	--	13/0	3/0	--
Pat Eger, r-So., OL	16/12	13/12	3/0	--	--
Tyler Rader, r-Sr., OL	16/12	13/12	3/0	--	--
Donovan Miles, r-Sr., LB	16/0	12/0	1/0	3/0	--
Dustin Garrison, Fr., RB	12/8	12/8	--	--	--
Devon Brown, r-Sr., IR	13/2	13/2	--	--	--
Quinton Spain, r-Fr., OL	13/1	13/1	--	--	--
Ishmael Banks, r-Fr., DB	13/0	13/0	--	--	--
Cecil Level, r-So., DB	13/0	13/0	--	--	--
Willie Milhouse, r-Sr., WR	13/0	13/0	--	--	--
Mike Molinari, r-Fr., H/K	13/0	13/0	--	--	--
Taige Redman, r-So., LB	13/0	13/0	--	--	--
Jewone Snow, r-Fr., LB	11/7	11/7	--	--	--
Vernard Roberts, Fr., RB	12/2	12/2	--	--	--
Jared Barber, Fr., LB	12/2	12/2	--	--	--
Nick Kinder, r-So., OL	13/0	13/0	--	--	--
J.B. Lageman, r-Jr., DE	11/0	7/0	3/0	1/0	--
Shaq Petteway, Fr., DB	12/0	12/0	--	--	--
Cole Bowers, r-So., OL	10/2	1/0	9/2	--	--
Andrew Buie, Fr., RB	11/2	11/2	--	--	--
Troy Gloster, r-Fr., LB	10/0	10/0	--	--	--
Shaq Rowell, Jr., DL	10/0	10/0	--	--	--
Wes Tonkery, r-Fr., DB	9/1	9/1	--	--	--
Trey Johnson, So., RB	7/1	2/0	5/1	--	--
Josh Francis, Jr., LB	8/1	8/1	--	--	--
Matt Moro, Jr., DB	7/0	7/0	--	--	--
Will Marable, Jr., DB	6/0	6/0	--	--	--
Coley White, r-Jr., QB/WR	5/0	1/0	3/0	1/0	--
Avery Williams, Fr., DB	5/0	5/0	--	--	--
Curtis Feigt, r-So., DL	6/1	4/1	2/0	--	--
Trevor Demko, r-Fr., DE	4/0	4/0	--	--	--
Paul Millard, Fr., QB	4/0	4/0	--	--	--
Connor Arlia, Fr., IR	2/0	2/0	--	--	--
Steve Paskorz, r-Sr., LB	1/0	1/0	--	--	--

West Virginia is 3-0 in BCS Bowl Games, winning the 2006 Sugar Bowl, the 2008 Fiesta Bowl and the 2012 Orange Bowl



## BCS Bowl Records Over the Last Eight Years (Played in at least two BCS games)

School	Record
West Virginia	3-0 (2005 Sugar/W 38-35/Georgia - 2007 Fiesta/W 48-28/Oklahoma - 2011/W Orange 70-33/Clemson)
Florida	3-0 (2006 National Championship/ W 41-14/Ohio State - 2008 National Championship/W 24-14/Oklahoma - 2009 Sugar/W 51-24/Cincinnati)
USC	3-0 (2006 Rose/W 32-18/Michigan - 2007 Rose/W 49-17/Illinois - 2008 Rose/W 38-24/Penn State)
Ohio State	3-3 (2005 Fiesta/W 34-20/Notre Dame - 2006 National Championship/L 41-14/Florida - 2007 National Championship/L 38-24/LSU - 2008 Fiesta/L 24-21/Texas - 2009 Rose/W 26-17/Oregon - 2011 Sugar/W 31-26/Arkansas)
Boise State	2-0 (2006 Fiesta/W 43-42 OT/Oklahoma - 2009 Fiesta/W 17-10/TCU)
Alabama	2-1 (2008 Sugar/L 31-17/Utah - 2009 National Championship/W 37-21/Texas - 2011 National Championship/W 21-0/LSU)
LSU	2-1 (2006 Sugar/W 41-14/Notre Dame - 2007 National Championship/W 38-24/Ohio State - 2011 National Championship/L 21-0/Alabama)
Stanford	1-1 (2010 Orange/W 40-12/Virginia Tech - 2011 Fiesta/L 41-38 OT/Oklahoma State)
TCU	1-1 (2009 Fiesta/L 17-10/Boise State - 2010 Rose/W 21-19/Wisconsin)
Michigan	1-1 (2006 Rose/L 32-18/USC - 2011 Sugar/L 23-20 OT/Michigan)
Georgia	1-1 (2005 Sugar/L 38-35/West Virginia - 2007 Sugar/W 41-10/Hawaii)
Penn State	1-1 (2005 Orange/W 26-23 3OT/Florida State - 2008 Rose/L 38-24/USC)
Oregon	1-2 (2009 Rose/L 26-17/Ohio State - 2010 National Championship/L 22-19/Auburn - 2011 Rose/W 45-38/Wisconsin)
Texas	1-2 (2005 Rose/L/USC - 2008 Fiesta/W 24-21/Ohio State - 2009 National Championship/L 37-21/Alabama)
Oklahoma	1-3 (2006 Fiesta/L 43-42 OT/Boise State - 2007 Fiesta/L 48-28/West Virginia - 2008 National Championship/L 24-14/Florida/2010 Fiesta/W 48-20/Connecticut)
Virginia Tech	1-3 (2007 Orange/L 24-21/Kansas - 2008 Orange/W 20-7/Cincinnati - 2010 Orange/L 40-12/Stanford - 2011 Sugar/L 23-20 OT/Michigan)
Cincinnati	0-2 (2008 Orange/L 20-7/Virginia Tech - 2009 Sugar/L 51-24/Florida)
Notre Dame	0-2 (2005 Fiesta/L 34-20/Ohio State - 2006 Sugar/L 41-14/LSU)
Wisconsin	0-2 (2010 Rose/L 21-19/TCU - 2011 Rose/L 45-38/Oregon)

## 2011 Game and Season Team Records Tied or Broken by West Virginia

*New Record/Previous Holder*

### Game

**Team Passing Completions:** 38 - LSU/35 - Missouri, 1998  
**Team Passing Attempts:** 65 - LSU/57 - Maryland, 1951  
**Team Passing Yards:** 469 - Connecticut/452 vs. Missouri, 1998  
**Team Touchdowns Passing:** Tied Record - 6 - Clemson/6 - Pitt, 1998  
**First Downs by Penalty:** Tied Record - 8 - Norfolk State/8 - Florida State, 2004

### Season

**Team Total Offense:** 6,104/5,998, 1996  
**Team Total Offense Yards Per Game:** 469.5/465.9, 1988  
**Team First Downs:** 301/281, 2002  
**Team Passing First Downs:** 187/169, 1998  
**Team Season Passing Attempts:** 542/433, 1988  
**Team Season Passing Completions:** 353/280, 1998  
**Team Season Passing Yards:** 4,509/3,700, 1998  
**Team Passing Yards Per Game:** 346.8/308.3, 1998  
**Team Passing Touchdowns:** 32/31, 1998  
**Team Kickoff Returns:** 57/51, 1978  
**Team Kickoff Return Yards:** 1,349/1,124, 2007





# Mountaineer 100-yard Receivers



Name	Yards/Catches	Team/Year
Chris Henry	209/6	Syracuse/2003
Pat Greene	205/12	Pitt/1997
Rahsaan Vanterpool	205/9	Pitt/1994
David Saunders	191/8	Boston College/1996
Calvin Phillips	190/5	Cal-Fullerton/1988
Oscar Patrick	190/10	Penn State/1968
Shawn Foreman	189/11	Missouri/1998
<b>Tavon Austin</b>	<b>187/11</b>	<b>LSU/2011</b>
Zach Abraham	180/6	Pitt/1994
Antonio Brown	179/6	East Carolina/2000
<b>Stedman Bailey</b>	<b>178/7</b>	<b>Connecticut/2011</b>
David Saunders	178/11	Rutgers/1996
Chris Henry	176/4	Rutgers/2003
Mike Baker	172/8	Rutgers/1993
Shawn Foreman	164/6	Rutgers/1996
Antonio Brown	156/6	Ole Miss/2000
Shawn Foreman	158/9	Miami/1998
Khori Ivy	155/7	Temple/2000
Shawn Foreman	153/10	Boston College/1997
Rahsaan Vanterpool	152/9	Boston College/1996
Willie Drewrey	152/6	TCU/1984
Gary Mullen	152/7	Virginia/1984
Danny Buggs	151/6	Illinois/1973
Lovett Purnell	149/8	Purdue/1995
David Saunders	149/8	Rutgers/1995
Rich Hollins	148/6	Virginia Tech/1981
Rich Hollins	148/8	Maryland/1981
Reggie Rembert	145/5	Pitt/1989
Khori Ivy	142/9	Miami/1999
Cedric Thomas	142/7	Temple/1980
Darrell Miller	141/8	Virginia/1981
Danny Buggs	140/6	William & Mary/1972
Jerry Porter	139/3	Pitt/1999
Bob Dunlevy	139/5	William & Mary/1965
Milt Clegg	139/8	Syracuse/1964
Jim Braxton	138/5	East Carolina/1970
Terry Fairbanks	138/4	Boston U./1958
Rahsaan Vanterpool	135/6	Temple/1995
James Jett	135/5	Cincinnati/1990
Darius Reynaud	134/9	Marshall/2007
Lovett Purnell	134/3	Rutgers/1995
Reggie Rembert	134/5	Ball State/1989
Chris Henry	132/5	Boston College/2003
Marshall Mills	132/7	Virginia/1972
<b>Ivan McCartney</b>	<b>131/6</b>	<b>Connecticut/2011</b>
<b>Stedman Bailey</b>	<b>130/7</b>	<b>Syracuse/2011</b>
Steve Slaton	130/6	Pitt/2006
David Saunders	130/9	North Carolina/1996
David Saunders	130/6	Purdue/1995
Ed Hill	130/9	Miami/1992
Cedric Thomas	130/7	Villanova/1977
Greg Dykes	128/5	South Carolina/1989
<b>Tavon Austin</b>	<b>126/9</b>	<b>Cincinnati/2011</b>
Shawn Foreman	126/7	East Carolina/1997
Mike Baker	126/8	Maryland/1993
Danny Buggs	126/7	Penn State/1972
Bill Marker	126/5	Penn State/1953
Jay Kearney	125/3	Missouri/1993
Cedric Thomas	125/3	Colorado State/1980
Nate Stephens	125/5	William & Mary/1971
Jerry Porter	124/4	Georgia Tech/1997
<b>Tavon Austin</b>	<b>123/12</b>	<b>Clemson/2012</b>
Chris Henry	123/5	UCF/2003
Zach Abraham	122/3	Temple/1994
<b>Tavon Austin</b>	<b>122/11</b>	<b>Maryland/2011</b>
Tavon Austin	121/6	Rutgers/2010
Ross Herron	121/7	Western Reserve/1950

Name	Yards/Catches	Team/Year
Chris Henry	119/4	Rutgers/2004
<b>Stedman Bailey</b>	<b>118/8</b>	<b>Louisville/2011</b>
Chris Henry	118/8	Boston College/2004
Bob Dunlevy	118/4	Syracuse/1965
Travis Garvin	117/3	Virginia Tech/2003
Phil Braxton	117/3	Pitt/2000
Antonio Brown	116/8	Kent State/2001
<b>Stedman Bailey</b>	<b>115/8</b>	<b>LSU/2011</b>
Jock Sanders	115/12	Auburn/2009
Shawn Foreman	115/5	Pitt/1998
Rahsaan Vanterpool	115/10	Ball State/1994
Steve Lewis	115/5	California/1978
Danny Buggs	115/5	Pitt/1972
Tom Yeater	115/3	Oregon State/1962
Calvin Phillips	114/4	Penn State/1988
<b>Stedman Bailey</b>	<b>113/8</b>	<b>Maryland/2011</b>
Khori Ivy	113/6	Pitt/1998
David Saunders	113/7	Syracuse/1996
John Talley	113/4	Syracuse/1987
Oscar Patrick	113/7	Virginia Tech/1968
Oscar Patrick	113/5	Penn State/1967
<b>Stedman Bailey</b>	<b>112/4</b>	<b>Bowling Green/2011</b>
Steve Lewis	112/7	Colorado State/1978
Rahsaan Vanterpool	111/3	Louisiana Tech/1994
Ed Hill	111/4	Temple/1993
Danny Buggs	111/4	Boston College/1973
Oscar Patrick	111/7	Villanova/1968
Darius Reynaud	110/5	East Carolina/2006
David Saunders	110/6	Syracuse/1998
Shawn Foreman	110/12	Georgia Tech/1997
Rahsaan Vanterpool	110/8	Purdue/1996
Scott MacDonald	110/5	N.C. State/1975
<b>Norfolk State/2011</b>	<b>109/4</b>	<b>Norfolk State/2011</b>
Jay Kearney	109/5	Penn State/1992
Rich Hollins	109/4	Maryland/1983
Oscar Patrick	109/5	Richmond/1968
Oscar Patrick	109/5	Villanova/1967
Phil Braxton	108/2	Pitt/2002
Phil Braxton	108/4	Virginia/2002
Antonio Brown	108/10	Maryland/2001
Zach Abraham	107/7	South Carolina/1994
Tavon Austin	106/7	Maryland/2010
Miquelle Henderson	106/5	Wisconsin/2002
Jay Kearney	106/4	Rutgers/1993
Jay Kearney	106/5	Boston College/1993
Harvey Smith	106/4	Syracuse/1985
Charles Becca	106/3	Temple/1948
Miquelle Henderson	105/8	Cincinnati/2002
Anthony Becht	105/5	Boston College/1999
David Saunders	105/8	East Carolina/1996
Randy Swinson	105/7	Penn State/1977
<b>Stedman Bailey</b>	<b>104/6</b>	<b>Cincinnati/2011</b>
Jay Kearney	104/3	Maryland/1993
Reggie Rembert	104/5	Syracuse/1989
John Talley	104/7	Syracuse/1986
Danny Buggs	103/8	Temple/1974
James Jett	102/5	Maryland/1990
<b>Tavon Austin</b>	<b>102/10</b>	<b>Pitt/2011</b>
<b>Ivan McCartney</b>	<b>101/8</b>	<b>Maryland/2011</b>
David Saunders	101/5	Temple/1998
James Jett	101/3	Louisiana Tech/1992
Darrell Miller	100/5	Florida State/1982
Rich Hollins	101/3	Oklahoma/1982
Steve Lewis	101/5	Boston College/1976
Richard Rader	101/3	Pitt/1965
Brad Starks	100/4	UNLV/2010



2012 DISCOVER ORANGE BOWL CHAMPIONS



## Overtime Games

✓ The 16-13 overtime loss at UConn in 2010 marked the ninth overtime game in West Virginia history. The Mountaineers own a 5-4 record in overtime games.

West Virginia played its first overtime game against Pitt in 1997, dropping a three-overtime thriller, 41-38.

### Overtime Games

Nov. 28, 1997	Pitt 41, WVU 38, 3OT
Nov. 11, 2000	WVU 31, Rutgers 28, 2OT
Sept. 18, 2004	WVU 19, Maryland 16 OT
Oct. 15, 2005	WVU 46, Louisville 44, 3OT
Dec. 2, 2006	WVU 41, Rutgers 39, 3OT
Sept. 18, 2008	Colorado 17, WVU 14 OT
Nov. 8, 2008	Cincinnati 26, WVU 23 OT
Sept. 10, 2010	WVU 24, Marshall 21 OT
Oct. 29, 2010	UCONN 16, WVU 13 OT

## Scoring 20 or more in a quarter

✓ West Virginia's 35 points in the second quarter against Clemson marked the fourth time in 2011 that the Mountaineers posted 20 or more points in a quarter. It also set an NCAA bowl record for most points in a quarter.

WVU has scored 20 or more points in a quarter 36 times since 2001 and has done it in two quarters of a game six different times.

Game	Year	Points	Quarter
vs. Clemson	2011	35	2nd
Connecticut	2011	23	3rd
Bowling Green	2011	21	2nd
Norfolk State	2011	28	3rd
UNLV	2010	21	1st
Auburn	2009	21	1st
North Carolina	2008	21	1st
Louisville	2008	21	3rd
UConn	2008	21	3rd
UConn	2007	21	4th
UConn	2007	21	3rd
Miss. State	2007	28	1st
at Marshall	2007	21	3rd
at Marshall	2007	21	4th
W. Michigan	2007	21	3rd
vs. Ga. Tech	2006	21	3rd
Cincinnati	2006	21	2nd
Cincinnati	2006	21	3rd
Syracuse	2006	21	3rd
at Miss. State	2006	21	4th
Maryland	2006	21	1st
vs. Georgia	2005	21	1st
Pitt	2005	21	4th
UConn	2005	21	2nd
at Maryland	2005	24	4th
James Madison	2004	21	2nd
East Carolina	2004	28	2nd
Temple	2003	21	1st
at East Carolina	2003	20	2nd
at East Carolina	2003	21	3rd
at Temple	2002	21	1st
UT-Chattanooga	2002	21	2nd
UT-Chattanooga	2002	21	4th
Rutgers	2001	28	1st
Rutgers	2001	31	2nd
Kent State	2001	21	3rd

## Mountaineer 250-Yard Passing Games

A/C/Yds	Name	Opponent	Date
<b>38/65/463</b>	<b>Geno Smith</b>	<b>LSU</b>	<b>9/24/2011</b>
<b>27/45/450</b>	<b>Geno Smith</b>	<b>Connecticut</b>	<b>10/8/2011</b>
34/50/429	Marc Bulger	Missouri	12/26/98
27/37/416	Mike Sherwood	Pitt	9/28/68
<b>31/44/410</b>	<b>Geno Smith</b>	<b>Louisville</b>	<b>11/5/2011</b>
26/37/409	Marc Bulger	Pitt	11/27/98
<b>32/43/407</b>	<b>Geno Smith</b>	<b>Clemson</b>	<b>1/4/2012</b>
16/39/396	Chad Johnston	Pitt	10/15/94
22/35/390	Chad Johnston	Purdue	9/2/95
<b>36/49/388</b>	<b>Geno Smith</b>	<b>Maryland</b>	<b>9/17/2011</b>
32/43/380	Marc Bulger	Miami	10/24/98
<b>29/43/372</b>	<b>Geno Smith</b>	<b>Cincinnati</b>	<b>11/12/2011</b>
<b>20/34/371</b>	<b>Geno Smith</b>	<b>Norfolk State</b>	<b>9/10/2011</b>
34/48/360	Oliver Luck	Syracuse	11/21/81
24/36/354	Marc Bulger	Navy	10/3/98
18/31/354	Chad Johnston	Boston College	10/5/96
23/28/352	Geno Smith	Rutgers	12/4/2010
25/40/353	Marc Bulger	Georgia Tech	12/29/97
26/43/348	Marc Bulger	Pitt	11/28/97
32/48/346	Marc Bulger	Miami	10/30/99
21/37/341	Bernie Galiffa	Penn State	10/28/72
<b>24/41/338</b>	<b>Geno Smith</b>	<b>Syracuse</b>	<b>10/21/2011</b>
24/31/334	Jarrett Brown	East Carolina	9/12/2009
16/21/334	Chad Johnston	Rutgers	11/4/95
32/26/332	Pat White	North Carolina	12/27/2008
30/20/331	Marc Bulger	Pitt	11/27/99
17/37/321	Jeff Hostetler	Oklahoma	9/11/82
18/28/320	Allen McCune	Pitt	10/2/65
15/21/318	Brad Lewis	Mississippi	12/28/2000
32/45/316	Geno Smith	Marshall	9/10/2010
20/25/314	Oliver Luck	Temple	11/8/80
18/37/314	Bernie Galiffa	Pitt	11/4/72
20/28/312	Marc Bulger	Boston College	11/21/98
21/34/309	Dan Kendra	Villanova	10/29/77
23/41/308	Darren Studstill	Miami, Fla.	10/31/92
20/33/306	Mike Sherwood	East Carolina	11/7/70
13/19/298	Bernie Galiffa	Virginia	9/23/72
15/21/297	Major Harris	Boston College	10/22/88
15/18/296	Allen McCune	William & Mary	9/25/65
20/25/293	Marc Bulger	Maryland	9/19/98
28/45/293	Dan Kendra	Syracuse	11/25/75
17/25/291	Chad Johnston	Missouri	10/1/94
12/20/290	Brad Lewis	East Carolina	11/18/2000
27/34/286	Brad Lewis	Kent State	9/22/2001
19/37/285	Jeff Hostetler	Maryland	9/18/82
17/31/281	Bernie Galiffa	Syracuse	11/20/71
16/30/280	Kevin White	TCU	12/31/84
31/52/279	Brad Lewis	Maryland	9/29/2001
17/28/279	Jeff Hostetler	Rutgers	11/12/83
17/28/274	Darren Studstill	Temple	11/13/93
18/29/273	Jeff Hostetler	Penn State	10/22/83
14/25/271	Rasheed Marshall	Syracuse	11/22/2003
15/19/270	Jake Kelchner	Maryland	9/13/93
12/20/269	Oliver Luck	Colorado State	9/13/80
19/29/268	Geno Smith	Maryland	9/18/2010
11/18/267	Bernie Galiffa	Syracuse	11/18/72
29/16/266	Marc Bulger	Temple	10/23/99
17/27/265	Oliver Luck	Virginia Tech	10/17/81
13/28/257	Scott McBrien	Pitt	11/24/2000
15/31/257	Marc Bulger	Syracuse	11/7/98
14/20/257	Marc Bulger	Temple	10/10/98
21/32/257	Oliver Luck	East Carolina	10/31/81
17/35/256	Dan Kendra	Boston College	10/16/76
19/30/254	Richard Longfellow	Boston U.	10/11/58
21/36/253	Marc Bulger	Tulsa	9/26/98
13/31/252	Scott McBrien	Notre Dame	10/21/2000
12/23/250	Major Harris	Pitt	9/30/89
19/37/250	Jeff Hostetler	Penn State	10/23/82



<b>WVU's Week-By-Week National Ranking</b>				
Week	AP	USA Today	Harris	BCS
Preseason	24	RV	---	---
Sept. 6	19	24	---	---
Sept. 11	18	20	---	---
Sept. 18	16	16	---	---
Sept. 25	22	23	---	---
Oct. 2	16	19	---	---
Oct. 9	13	16	---	---
Oct. 16	11	T14	14	15
Oct. 23	25	24	23	25
Oct. 30	24	21	22	24
Nov. 6	RV	RV	---	---
Nov. 13	RV	T23	22	---
Nov. 20	RV	23	24	---
Nov. 27	22	20	21	23
Dec. 4	23	22	23	23
Final	17	18	--	--

### Hitting the Century Mark

✓ West Virginia finished with 15 receiving performances of 100 yards or more during the 2011 season, marking the most amount of 100-yard receiving performances in a season in WVU history.

Name	Catches	Yards	TDs	Opponent
Tavon Austin	12	123	4	Clemson
Tavon Austin	10	102	0	Pitt
Tavon Austin	9	126	0	Cincinnati
Stedman Bailey	6	104	1	Cincinnati
Stedman Bailey	8	118	2	Louisville
Stedman Bailey	7	130	1	Syracuse
Stedman Bailey	7	178	2	Connecticut
Ivan McCartney	6	131	0	Connecticut
Stedman Bailey	4	112	0	Bowling Green
Tavon Austin	11	187	0	LSU
Stedman Bailey	8	115	1	LSU
Tavon Austin	11	122	0	Maryland
Stedman Bailey	8	113	1	Maryland
Ivan McCartney	8	101	0	Maryland
Devon Brown	4	109	1	Norfolk State

The Mountaineers' 15 receiving efforts of 100 or more yards in 2011 passed last year's season total (3). WVU had eight 100-yard receiving efforts in 1996, seven in 1993 and six in 1994 and 1998.

### Record Five Straight 100-Yard Receiving Performances

✓ West Virginia receiver Stedman Bailey set the school record with five consecutive games of 100 or more yards receiving during the 2011 season. Bailey first set the WVU record, becoming the first Mountaineer receiver to have 100 or more yards in three straight games, then four straight games and the streak then ended after five straight games.

He had eight receptions for 113 yards and a touchdown at Maryland, eight catches for 115 yards and a touchdown against LSU, 112 yards against Bowling Green, a career-high 178 yards on seven catches and two touchdowns against UConn and 130 yards on seven catches and a touchdown at Syracuse.

The streak was broken in the snow at Rutgers, where he had two catches for 51 yards and a touchdown. He collected his sixth 100-yard receiving performance of the season against Louisville, finishing with eight catches for 118 yards and two touchdowns and seventh at Cincinnati, when he totaled 104 yards on six catches and a touchdown.

For the season, he finished with seven 100-yard receiving performances, also a school record.

### The Red Zone Report

✓ West Virginia scored on 88.5 percent (54/61) of its red zone drives in 2011. The Mountaineers are tied for No. 11 nationally in red zone offense. WVU missed on only seven attempts in the red zone this season - two against Norfolk State, a missed field goal and a drive that ended on downs, an interception at Syracuse, at Rutgers when the half ended, two missed field goal attempts against Louisville and a missed field goal attempt at Cincinnati.

The Mountaineers scored on 43 of their last 48 possessions in the red zone. WVU scored a season-high 49 points against Clemson in the Orange Bowl, had 45 points against Bowling Green, had 41 against Norfolk State and had 20 or more points in nine games. West Virginia scored touchdowns in 41 of 61 trips to the red zone (67.0 percent) and then scored field goals in 13 trips in the red zone.

For the season, the red zone scores were 41 touchdowns, including 23 rushing touchdowns and 18 passing touchdowns and 13 field goals. Defensively, WVU's opponents scored 40-of-48 times (83.3 percent) in the red zone, including 28 touchdowns and 12 field goals. The eight failed attempts were two missed field goals, three fumbles and three drives that ended on downs. Opponents scored touchdowns on 28-of-48 trips to the red zone (58.3 percent).

### Looking into the Numbers

✓ The Mountaineer offense saw action on 959 plays during the 2011 season and 920 plays by the defense.

Of WVU's 959 offensive plays, four players registered more than 900 offensive plays, seven players registered more than 800 offensive plays and eight players saw action on more than 700 offensive plays. Don Barclay led the offense with 947 of 959 plays, Joe Madsen with 943 plays and Geno Smith with 928 plays.

Of WVU's 920 defensive plays, four players recorded more than 900 plays and seven players recorded more than 800 plays. Darwin Cook led the defense with 911, Keith Tandy saw action in 901 plays, Najee Goode saw action in 885 plays and Eain Smith saw action in 878 plays.

Thirteen Mountaineer players saw action in more than 100 special teams plays, led by Tyler Anderson with action on more than 275 plays.

### All-Bowl Teams

✓ Three Mountaineers were named to spots on the ESPN.com, CBSSports.com, Yahoo! Sports and CollegeFootballNews.com's all-Bowl teams.

Geno Smith (QB) was named to CBSSports.com and ESPN.com's all-bowl teams. He was listed as the BIG EAST quarterback on ESPN.com's all-bowl team. He was named by collegefootballnews.com for having the No. 4 top performance by a quarterback.

Tavon Austin was named to Yahoo! Sports, CBSSports.com and collegefootballnews.com's all-bowl teams as a wide receiver. He was listed as one of the BIG EAST's wide receivers on its all-bowl team and the No. 2 wide receiver performance by collegefootballnews.com. As an all-purpose player, Austin was named to ESPN.com's all-Bowl Team. He also was listed as the BIG EAST all-purpose player on its all-bowl team.

Don Barclay (OT) was named to all-bowl teams by Yahoo! Sports and collegefootballnews.com. He also was named as an offensive tackle on ESPN.com's all-BIG EAST bowl team.

Eain Smith (S) was named as the No. 14-best defensive back performance in the bowl season by collegefootballnews.com

West Virginia players named the ESPN.com's all-BIG EAST Bowl Team were Smith, Austin (WR and RS), Barclay, Najee Goode (LB), Darwin Cook (S), Eain Smith (S), Keith Tandy (CB) and Tyler Bitancourt (K).

The Mountaineer coaching staff was named as the second-best coaching job during the bowl season by collegefootballnews.com, bested only by national champion, Alabama.

### WVU's Record When Wearing ... (since 2001)

- Blue Jersey - Gold Pants: 24-8
- Blue Jersey - White Pants: 4-3
- Blue Jersey - Blue Pants: 20-4
- White Jersey - Gold Pants: 10-9
- White Jersey - White Pants: 16-7
- White Jersey - Blue Pants: 14-6
- Gold Jersey - Blue Pants: 5-0
- Gold Jersey - Gold Pants: 3-2
- Gold Jersey - White Pants: 3-1
- Nike Pro Combat Uniforms: 1-1



## BIG EAST Passer Surpasses 4,000 Yards

✓ Junior quarterback Geno Smith finished with 4,385 yards passing for the 2011 season. He became the first 4,000-yard passer in WVU history and second in BIG EAST history.

That mark broke both the WVU single-season record and the BIG EAST. The previous record was held by Louisville's Brian Brohm, who finished with 4,024 yards in 2007.

## Smith Breaks Total Offense Record

✓ Geno Smith accumulated 4,352 yards of total offense for the year, which set the WVU record and the BIG EAST record.

Smith broke Marc Bulger's record (3,515) to take over the top spot in WVU history and smashed Brohm's 2007 record of 3,978 yards.

He was responsible for 33 touchdowns (31 passing, two rushing), setting WVU's record and finishing in tie with Pitt's Pete Gonzalez (1997) and Brohm for third in BIG EAST single season history. He broke Marc Bulger (1998) and Pat White's (2006) record of 31 to take the No. 1 mark at WVU.

## Throwing for 300 or More Yards

✓ Geno Smith threw for 300 or more yards twice before his junior season, finishing with 316 yards at Marshall and throwing for 352 yards against Rutgers.

In 2011, Smith threw for 300 or more yards eight times, setting both the WVU and the BIG EAST records.

Smith broke Marc Bulger's 1998 record of five 300-yards or more passing game to become WVU's top 300-yard passer. He broke Louisville's Brian Brohm's 2007 BIG EAST record of seven.

## Special Teams Player of the Year

✓ Tavon Austin was a versatile member of the Mountaineer football squad as an inside receiver and punt and kick returner.

He finished with two kickoff returns for touchdowns in 2011, collecting a 100-yard return against Marshall in the season opener and a 90-yard return in the season finale at USF. His season-long punt return was 64 yards against Norfolk State.

Austin led the nation in all-purpose yards, totaling a single-season school record 2,574 yards and averaging 198 yards per game. He was No. 6 nationally in punt returns (14.1) and No. 20 in kickoff returns (26.1).

He had six all-purpose performances of 200 yards or more, including a season-high 287 yards against LSU, 280 against Clemson, 271 against Louisville, 249 at Cincinnati, 243 at Maryland and 208 at USF. He also finished with 150 yards or more in all-purpose yardage in 10 games.

He had a career-high 287 all-purpose yards against LSU, finishing with 187 yards receiving on 11 catches and 100 kickoff return yards on six returns. That marked the most all-purpose yards since Steve Slaton had 345 all-purpose yards against Pitt in 2006.



## 2011 BIG EAST Individual Records and Top Performances by West Virginia

*New Record/Previous Holder*

### Game Records

**Touchdown Responsibility:** 7 by Geno Smith vs. Clemson/8 by Pete Gonzales of Pitt vs. Rutgers (8)

**Passing Attempts:** 65 by Geno Smith vs. LSU/65 by Brian Brohm of Louisville vs. Syracuse (9/22/07)

**Touchdown Receptions:** 4 by Tavon Austin vs. Clemson/Tied with 4 players

**Extra Points Attempts:** 10 by Tyler Bitancurt vs. Clemson/Tied with 20 players

**Extra Point Made:** 10 by Tyler Bitancurt vs. Clemson/Tied with 18 players

**PAT Percentage:** 100 percent by Tyler Bitancurt vs. Clemson (10/10)/Tied with 17 players

**Kickoff Returned for Touchdown:** 1 by Tavon Austin vs. Marshall, at USF/Tied with 76 players

**Longest Kickoff Returned:** 100 yards by Tavon Austin vs. Marshall/Tied with 17 players

### Top 10 Performances

No. 3 - Completions: 38 by Geno Smith vs. LSU/45 Brian Brohm of Louisville vs. Syracuse (9/22/07)

TNo. 6 - Passing Yards: 463 by Geno Smith vs. LSU/No. 1 - 555 by Brian Brohm vs. Syracuse (9/22/07)

No. 6 - Touchdown Passes: 6 by Geno Smith vs. Clemson/No. 1 - 7 by two players

TNo. 7 - Receptions: 12 by Tavon Austin vs. Clemson/13, 6 times

TNo. 6 - Points Scored: 24 by Tavon Austin vs. Clemson/Tied with 42 players

TNo. 6 - Most Touchdowns: 4 by Tavon Austin vs. Clemson/Tied with 41 players

No. 9 - KOR Avg. Per Return: 59.5 (2/119) by Tavon Austin vs. Marshall/No. 1 - 68.0 by Nick Williams, (2/136), UConn vs. Rutgers, 2010

TNo. 2 - Interceptions Returned for Touchdown: 1 by Terence Garvin, Maryland; by Pat Miller, USF/Tied with 199 players

T4 - Sacks - 4 by Julian Miller vs. Pitt/Tied with 11 players/No. 1 - 6 by Elvis Dumerville, Louisville vs. Kentucky, 2005

### Season Records

**Total Offense:** 4,352 by Geno Smith/3,978 by Brian Brohm, Louisville, 2007

**Total Offense Yards Per Game:** 334.8 by Geno Smith/331.5 Brian Brohm, Louisville, 2007

**Touchdown Responsibility:** 33 by Geno Smith/39 by Rod Rutherford, Pitt, 2007

**Passing Attempts:** 526 by Geno Smith/473 by Brian Brohm, Louisville, 2007

**Completions:** 346 by Geno Smith/308 by Brian Brohm, Louisville, 2007

**Passing Yards:** 4,385 by Geno Smith/4,024 by Brian Brohm, Louisville, 2007

**300-yard Passing Games:** 8 by Geno Smith/7 by Brian Brohm, Louisville, 2007

**Lowest Pct. of Interceptions:** 1.33 by Geno Smith (7/526)/1.33 Perry Patterson, Syracuse, 2006 (4/300)

**Receptions:** 101 by Tavon Austin/92 by Larry Fitzgerald, Pitt, 2003

**Kickoff Returned for Touchdown:** 2 by Tavon Austin/Tied with 11 players

### Top 10 Performances

No. 2 - Offensive Plays: 582 by Geno Smith/No. 1 - 590 by Matt Grothe, USF, 2007

No. 2 - Average All-purpose Yards: 198.0 by Tavon Austin/No. 1 - 206.9 by Mardy Gilyard, Cincinnati, 2009

No. 6 - Completion Percentage: 65.8 (346/526) by Geno Smith/No. 1 - 68.8 by Brian Brohm, Louisville, 2005

TNo. 2 - Touchdown Passes: 31 by Geno Smith/No. 1 - 37 by Rod Rutherford, Pitt, 2003

No. 2 - Catches Per Game: 7.76 by Tavon Austin/No. 1 - 8.8 by Mohamed Sanu, Rutgers, 2011

No. 5 - Receiving Yards - 1,279 by Stedman Bailey/No. 1 - 1,672 by Larry Fitzgerald, Pitt, 2003

TNo. 4 - 100-yard Receiving Games: 7 - Stedman Bailey/No. 1 - 10 by Larry Fitzgerald, Pitt, 2003

No. 8 - Avg. Receiving Yards Per Game: 88.4 by Stedman Bailey/No. 1 - 130.2 by Antonio Bryant, Pitt, 2000

TNo. 4 - Touchdown Receptions: 12 by Stedman Bailey/No. 1 - 22 by Larry Fitzgerald, Pitt, 2003

No. 5 - PAT Attempted: 63 by Tyler Bitancurt/No. 1 - 69 by Todd Sievers, Miami, 2002

No. 6 - PAT Made: 61 by Tyler Bitancurt/No. 1 - 66 by Todd Sievers, Miami, 2002

TNo. 7 - Points Scored by Kicking: 109 by Tyler Bitancurt/No. 1 - 123 by Art Carmody, Louisville, 2006

No. 9 - Kickoff Return Yardage: 938 by Tavon Austin/No. 1 - 1,299 by Max Suter, Syracuse, 2007

### Career Records

**Lowest Pct. of Interceptions:** 1.58 (15/947) by Geno Smith/1.94 by Gino Torrett, Miami, 1991-92 (15/773)

### Top 10 Performances

No. 9 - Passing Attempts - 947 by Geno Smith/No. 1 - 1,217 - Ryan Hart, Rutgers, 2002-05

No. 7 - Completions - 619 by Geno Smith/No. 1 - 735 by Ryan Hart, Rutgers, 2002-05

No. 2 - Completion Percentage - 65.4 (619/947) by Geno Smith/No. 1 - 65.7 (714/1,087) by Brian Brohm, Louisville, 2005-07

TNo. 2 - 300-Yard Passing Games - 10 by Geno Smith/18 by Brian Brohm, Louisville, 2005-07

TNo. 8 - Touchdown Passes: 56 by Geno Smith/56 by Pat White, West Virginia, 2005-08

TNo. 7 - Receptions: 174 by Tavon Austin/207 by Bryan Leonard of Rutgers, 2003-06

No. 5 - Consecutive PATs - 101 by Tyler Bitancurt/116 by Art Carmody, Louisville, 2005-07

TNo. 3 - Kickoffs returned for Touchdowns - 3 by Tavon Austin/Tied with 7 players

TNo. 8 - Interceptions - 13 by Keith Tandy/No. 1 - 21 by Ed Reed, Miami, 1998-01

No. 7 - Sacks - 27.5 by Julian Miller/No. 1 - 36 by Cornell Brown, Virginia Tech, 1993-96



## Mountaineer Returns

✓ West Virginia showed vast improvement in both its kickoff and punt return units in 2011.

WVU averaged 11.8 yards per punt return, No. 1 in the BIG EAST and No. 20 nationally.

The Mountaineers averaged 23.7 yards per kickoff return, ranking No. 3 in the BIG EAST and No. 26 in the nation.

## Total Defense

✓ The West Virginia defense gave up an average of 348.2 yards per game in total offense in 2011, 144.8 via the run and 203.5 through the air. The Mountaineers were No. 3 in the BIG EAST in total defense and No. 33 nationally.

WVU gave up 300 or less yards in five games and less than 400 yards in eight games.

The Mountaineers gave up a season-low 187 yards against Marshall and 217 yards against Bowling Green.

## Tackles For Loss

✓ The Mountaineer defense made 80 tackles in its opponents' backfield in 2011, averaging 6.2 tackles for loss per game.

WVU had a season-high 13 backfield stops against Pitt, had nine against Louisville, eight against Norfolk State and seven against UConn, Marshall and at Cincinnati.

For the season, Bruce Irvin led the defense with 15 tackles for loss. Najee Goode had 14 tackles for loss and Julian Miller had 11.

## Total Defense

✓ The West Virginia defense gave up an average of 348.2 yards per games in total offense this season, 144.8 via the run and 203.5 through the air. The Mountaineers are No. 3 in the BIG EAST in total defense and No. 33 nationally.

WVU surrendered less than 300 yards in five games and less than 400 yards in nine games

The Mountaineers gave up a season-low 187 yards against Marshall and 217 yards against Bowling Green.

## Pass Defense

✓ The West Virginia defense gave up 203.5 yards per game through the air during the 2011 season. The Mountaineers were No. 2 in the BIG EAST in both pass defense and pass efficiency defense and nationally were No. 35 in pass defense and No. 11 in pass efficiency defense.

WVU gave up 200 yards or less passing in six games and 250 yards or less in 12 games.



## 2011 BIG EAST Team Records and Top Performances by West Virginia

*New Record/Previous Holder*

### Game

**Passing Attempts:** 65 by West Virginia vs. LSU/65 by Louisville vs. Syracuse, 2007

**Most Kickoff Returns for Touchdowns:** 1 by West Virginia vs. Marshall, at USF/Tied, 75 times

### Top 10 Performances

No. 5 - Passing Completions: No. 5 - 38 by West Virginia vs. LSU/No. 1 - 45 by Louisville vs. Syracuse, 2007

TNo. 7 - 36 by West Virginia at Maryland/No. 1 - 45 by Louisville vs. Syracuse, 2007

No. 9 - Passing Yards: 469 by West Virginia vs. Connecticut/No. 1 - 555 by Louisville vs. Syracuse, 2007

TNo. 3 - Passing Touchdowns: 6 - by West Virginia vs. Clemson/No. 1 - 7, two times

TNo. 9 - Passing Touchdowns: 5 - by West Virginia vs. Norfolk State/No. 1 - 7, two times

No. 2 - Most First Downs Passing: 23 by West Virginia vs. LSU, 2011

TNo. 4 - Most Points: 70 by West Virginia vs. Clemson/No. 1 - 80 by West Virginia vs. Rutgers, 2001

TNo. 3 - Most Points in a Half: 49 by West Virginia vs. Clemson (1st)/No. 1 - 59 by West Virginia vs. Rutgers (1st), 2001

TNo. 2 - Most Points in a Quarter: 35 by West Virginia vs. Clemson (2nd)/No. 1 - 42 by Rutgers vs. Norfolk St. (2nd), 2007

TNo. 3 - Most Touchdowns: 10 by West Virginia vs. Clemson/No. 1 - 11, 2 times

TNo. 2 - Most PAT's Made: 10 by West Virginia vs. Clemson/No. 1 - 11 by West Virginia vs. Rutgers, 2001

TNo. 2 - Most PAT's Attempted: 10 by West Virginia vs. Clemson/No. 1 - 11 by West Virginia vs. Rutgers, 2001

TNo. 3 - Most Sacks: 10 by West Virginia vs. Pitt, 2011/No. 1 - 12 by West Virginia vs. Idaho, 2000

### Season

**Passing Attempts:** 542/491 by Louisville, 2007

**Passing Completions:** 353/316 by Louisville, 2007

**Passing Yards:** 4,509/4,103 by Louisville, 2007

**Passing Yards Per Game:** 346.8/341.9 by Louisville, 2007

**First Downs Passing:** 187/No. 1 - 181 by Louisville, 2007

### Top 10 Performances

No. 8 - Passing Completion Percentage: 65.1 percent (353/542)/No. 1 - 68.7 by Pitt, 2006

TNo. 4 - Passing Touchdowns: 32, 2011/No. 1 - 39, Cincinnati, 2009

No. 4 - Fewest Interceptions Per Game: 1.66, 2011/No. 1 - 1.47, Miami, 2000

No. 3 - Total Offensive Plays: 959, 2011/No. 1 - 993 - West Virginia, 2002

No. 2 - Total Offensive Yards Gained: 6,104, 2011/No. 1 - 6,179 - Louisville, 2006

No. 5 - Total Offensive Yards Per Game: 469.5, 2011/No. 1 - 506.4, Boston College, 1993

No. 2 - Most First Downs: 301, 2011/No. 1 - 309, Louisville, 2007

TNo. 5 - Most Kickoff Returns for Touchdowns: 5, 2 by West Virginia, 2011/No. 1 - 3, 4 times

No. 7 - Most Points: 489/No. 1 - 527 by Miami, 2002

No. 4 - Most Points/Combined: 103 by West Virginia and Clemson/No. 1 - 107 by Cincinnati and Rutgers, 2010

No. 6 - Most PAT's Made: 61, 2011/No. 1 - 66 by West Virginia, 2007; by Miami, 2002

No. 5 - Most PAT's Attempted: 63, 2011/No. 1 - 70 by Miami, 2002



## BIG EAST Attendance

✓ West Virginia led the BIG EAST in attendance in 2011, marking the eighth straight year that the Mountaineers led the league in attendance.

The Mountaineers had 395,726 fans visit Milan Puskar Stadium in 2011 for an average of 56,532. West Virginia has led the league in attendance every year since 2004 and for 13 of the league's 21 football seasons.

## Double-Digit Wins

✓ In WVU's 10 victories in 2011, six came by a double-digit margin. In its 10 wins, WVU held a 19.6 point margin of victory and outscored its opponents by an average of 41.0 to 21.4.

The Mountaineers outgained their opponents, 463.0 - 336.7, an average of 126.9 yards per game.

## 2011 BIG EAST Standings

	BIG EAST	Pct.	Overall	Pct.
<b>West Virginia</b>	<b>5-2</b>	<b>.714</b>	<b>10-3</b>	<b>.769</b>
Cincinnati	5-2	.714	10-3	.769
Louisville	5-2	.714	7-6	.538
Rutgers	4-3	.571	9-4	.692
Pitt	4-3	.571	6-7	.462
Connecticut	3-4	.429	5-7	.417
Syracuse	1-6	.143	5-7	.417
USF	1-6	.143	5-7	.417

## BIG EAST All-Time Standings (since 1991)

	GP	BIG EAST	Pct.
<b>West Virginia</b>	<b>145</b>	<b>93-51-1</b>	<b>.645</b>
Cincinnati	49	29-20	.592
Louisville	49	25-24	.510
Syracuse	144	71-73	.493
Pitt	141	67-74	.471
USF	49	21-28	.429
Connecticut	55	24-31	.436
Rutgers	143	43-99-1	.304

## NCAA All-Time Leaders By Victories

Team	Years	Games	Record	Pct.
1. Michigan	132	1,241	895-310-36	.736
2. Texas	119	1,221	858-330-33	.716
3. Notre Dame	123	1,194	853-299-42	.732
4. Nebraska	122	1,234	846-349-40	.702
5. Ohio State	122	1,206	837-316-53	.716
6. Penn State	125	1,229	827-361-41	.690
7. Oklahoma	117	1,181	821-307-53	.718
8. Alabama	117	1,176	814-320-43	.710
10. USC	119	1,147	779-314-54	.702
9. Tennessee	115	1,193	794-345-53	.688
11. Georgia	118	1,201	747-400-54	.644
12. LSU	118	1,170	733-390-47	.647
13. Auburn	119	1,162	710-406-47	.631
<b>14. West Virginia</b>	<b>119</b>	<b>1,203</b>	<b>701-457-45</b>	<b>.601</b>
15. Syracuse	122	1,231	691-491-49	.581



Keith Tandy

## Charting Mountaineer Players of the Week

Game	O-Champ	D-Champ	ST-Champ	O-Scout	D-Scout	BIG EAST
<b>Marshall</b>	Geno Smith	Terence Garvin	Cecil Level	Cody Clay	Ted Rietschlin	Tavon Austin
<b>Norfolk State</b>	None	Darwin Cook	Cecil Level	Coley White	William Marable	
<b>at Maryland</b>	Joe Madsen	Pat Miller	Jared Barber	Marquis Lucas	Hunter Bittner	Geno Smith Tyler Bitancurt
<b>LSU</b>	None	None	None	None	None	
<b>Bowling Green</b>	Dustin Garrison	Keith Tandy	Tyler Bitancurt	Russell Haughton-James	Ben Tomasek	
<b>UConn</b>	Stedman Bailey	Bruce Irvin	Mike Molinari	Rob Kressler	Lucas Henn	Stedman Bailey
<b>at Syracuse</b>	None	None	None	Curtis Feigt	Nick Cadwell	
<b>at Rutgers</b>	Tavon Austin	Julian Miller	Cody Nutter	K.J. Myers	Ishmail Showell	
<b>Louisville</b>	None	None	None	J.D. Izon	Arthur Johannes	Geno Smith
<b>at Cincinnati</b>	Geno Smith	Julian Miller	Eain Smith	Marquis Lucas	Chidoziem Ezemma	Julian Miller Eain Smith
<b>Pitt</b>	Stedman Bailey	Julian Miller	Corey Smith	Connor Arlia	Taige Redman	Julian Miller Corey Smith
<b>at USF</b>	Dustin Garrison	Najee Goode	Willie Milhouse	K.J. Myers	David Slonski	Tavon Austin

## One of 10

✓ West Virginia averaged 469.5 yards per game of total offense in 2011, ranking No. 1 in the BIG EAST and No. 15 nationally. The Mountaineer defense gave up 348.2 yards per game, ranking No. 3 in the BIG EAST and No. 33 nationally.

West Virginia, Alabama, Arkansas State, Boise State, Notre Dame, Southern Miss, Stanford, TCU, Virginia Tech and Wisconsin are the only schools in the country to rank in the Top 35 nationally in both total offense and total defense.

School	Off. Ypg	Rank	Def. Ypg	Rank
Alabama	429.6	31	183.6	1
Arkansas State	447.8	24	331.4	24
Boise State	481.3	9	320.9	16
Notre Dame	413.0	35	344.7	30
Southern Miss	461.3	17	343.0	29
Stanford	489.3	8	341.6	28
TCU	440.2	28	347.4	32
Virginia Tech	413.0	35	304.6	10
<b>West Virginia</b>	<b>469.5</b>	<b>15</b>	<b>348.2</b>	<b>33</b>
Wisconsin	469.8	14	316.4	15

## Top Rushing Performance

✓ With his 291-yard performance against Bowling Green, Dustin Garrison set the Mountaineer mark for most rushing yards by a WVU freshman. He also posted the No. 2 mark of all rushers nationally in 2011.

### West Virginia Top Freshman Rushers

Name	Opponent	Yards	Date
Dustin Garrison	Bowling Green	291	October 1, 2011
Pat White	Pitt	220	November 24, 2005
Avon Courbourne	Pitt	210	November 27, 1999

### NCAA Top Single-Game Rushers in 2011

Name, School	Opponent	Yards/TDs	Avg.	Date
Lance Dunbar, North Texas	Middle Tennessee State	313/4	7.83	Dec. 3
<b>Dustin Garrison, West Virginia</b>	<b>Bowling Green</b>	<b>291/2</b>	<b>9.09</b>	<b>Oct. 1</b>
LaMichael James, Oregon	Arizona	288/2	12.52	Sept. 24



## 2011 Mountaineer Postseason Honors

# WEST VIRGINIA

### **Dana Holgorsen**

FWAA First-Year Head Coach of the Year  
Second-Best Bowl Performance by coaching staff ([collegefootballnews.com](http://collegefootballnews.com))

### **Tavon Austin**

*CBSports.com* All-American (AP) (first team)  
*Phil Steele* All-American (AP) (first team)  
*Yahoo! Sports* All-American (PR) (second team)  
*Associated Press* All-American (AP) (third team)  
*SI.com* All-American (PR) (Honorable-Mention)  
BIG EAST Special Teams Player of the Year (Coaches)  
All-BIG EAST First Team (WR) (Coaches)  
All-BIG EAST First Team (RS) (Coaches)  
All-BIG EAST First Team (RS) (*ESPN.com*)  
All-BIG EAST First Team (WR) (*Phil Steele*)  
All-BIG EAST First Team (PR) (*Phil Steele*)  
All-BIG EAST First Team (KR) (*Phil Steele*)  
All-ECAC Offense (WR)  
All-ECAC Offense (RS)  
All-Bowl Team (WR) (*Yahoo! Sports*)  
All-Bowl Team (WR) (*CBSports.com*)  
All-Bowl Team (WR) ([collegefootballnews.com](http://collegefootballnews.com))  
All-Bowl Team (AP) (*ESPN.com*)  
All-BIG EAST Bowl Team (WR, AP) (*ESPN.com*)  
No. 2-best bowl performance by a wide receiver ([collegefootballnews.com](http://collegefootballnews.com))  
West Virginia Offensive Player of the Year (Coaches)

### **Stedman Bailey**

All-BIG EAST First Team (WR) (*ESPN.com*)  
All-BIG EAST First Team (WR) (*Phil Steele*)  
All-BIG EAST Second Team (WR) (Coaches)

### **Don Barclay**

*Phil Steele* All-American (OL) (fourth team)  
All-BIG EAST First Team (OL) (*Phil Steele*)  
All-BIG EAST First Team (OL) (Coaches)  
All-BIG EAST First Team (OL) (*ESPN.com*)  
All-Bowl Team (*Yahoo! Sports*)  
All-Bowl Team ([collegefootballnews.com](http://collegefootballnews.com))  
All-BIG EAST Bowl Team (*ESPN.com*)

### **Tyler Bitancurt**

All-BIG EAST Bowl Team (*ESPN.com*)

### **Cody Clay**

Offensive Scout Team Player of the Year (Coaches)

### **Darwin Cook**

All-BIG EAST Bowl Team (*ESPN.com*)

### **Dustin Garrison**

ECAC Offensive Rookie of the Year

### **Najee Goode**

All-BIG EAST First Team (LB) (Coaches)  
All-BIG EAST First Team (LB) (*ESPN.com*)  
All-BIG EAST First Team (LB) (*Phil Steele*)  
All-BIG EAST Bowl Team (*ESPN.com*)  
West Virginia Defensive Player of the Year (Coaches)

### **Bruce Irvin**

*Phil Steele* All-American (DL) (fourth team)  
All-BIG EAST First Team (DL) (Coaches)  
All-BIG EAST First Team (DL) (*Phil Steele*)



Bruce Irvin

### **Joe Madsen**

All-BIG EAST First Team (OL) (*ESPN.com*)  
All-BIG EAST Second Team (OL) (Coaches)  
All-BIG EAST Second Team (OL) (*Phil Steele*)

### **Ivan McCartney**

All-BIG EAST Third Team (WR) (*Phil Steele*)

### **Julian Miller**

All-BIG EAST First Team (DL) (*ESPN.com*)  
All-BIG EAST First Team (DL) (*Phil Steele*)

### **Cody Nutter**

West Virginia Special Teams Player of the Year (Coaches)

### **Ishmail Showell**

Defensive Scout Team Player of the Year (Coaches)

### **Eain Smith**

All-BIG EAST Second Team (DB) (Coaches)  
All-BIG EAST Third Team (DB) (*Phil Steele*)  
No. 14-best defensive back performance in bowl ([collegefootballnews.com](http://collegefootballnews.com))  
All-BIG EAST Bowl Team (*ESPN.com*)

### **Geno Smith**

All-BIG EAST First Team (QB) (Coaches)  
All-BIG EAST First Team (QB) (*ESPN.com*)  
All-BIG EAST First Team (QB) (*Phil Steele*)  
All-ECAC Offense  
Discover Orange Bowl Most Valuable Player  
No. 4-best performance by a quarterback in a bowl ([collegesportsnews.com](http://collegesportsnews.com))  
All-Bowl Team (*CBSports.com*)  
All-Bowl Team (*ESPN.com*)

### **Keith Tandy**

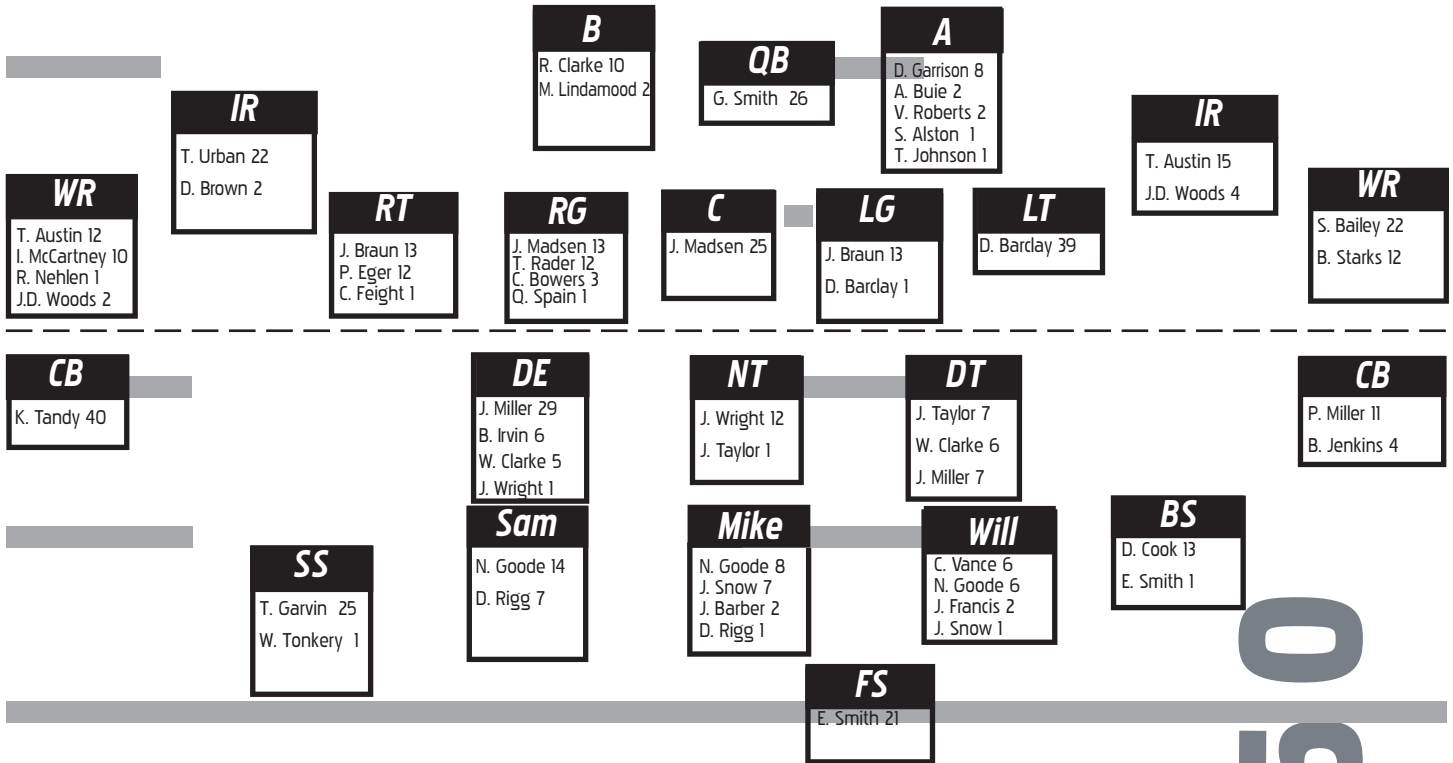
All-BIG EAST First Team (DB) (Coaches)  
All-BIG EAST First Team (DB) (*ESPN.com*)  
All-BIG EAST First Team (DB) (*Phil Steele*)  
All-ECAC Defense  
All-BIG EAST Bowl Team (*ESPN.com*)



2012 DISCOVER ORANGE BOWL CHAMPIONS



# Career Starts By Position



## 2011 Offense Game-By-Game Starters

Game	WR (X)	IR (H)	IR (Y)	WR (Z)	LT	LG	C	RG	RT	A	B	QB
Marshall	S. Bailey	T. Urban	--	R. Nehlen	D. Barclay	J. Braun	J. Madsen	T. Rader	P. Eger	A. Buie	R. Clarke	G. Smith
Norfolk State	S. Bailey	T. Austin	D. Brown	I. McCartney	D. Barclay	J. Braun	J. Madsen	T. Rader	P. Eger	V. Roberts	--	G. Smith
Maryland	S. Bailey	T. Austin	--	I. McCartney	D. Barclay	J. Braun	J. Madsen	T. Rader	P. Eger	A. Buie	R. Clarke	G. Smith
LSU	S. Bailey	T. Austin	D. Brown	I. McCartney	D. Barclay	J. Braun	J. Madsen	T. Rader	P. Eger	V. Roberts	--	G. Smith
Bowling Green	S. Bailey	T. Austin	T. Urban	I. McCartney	D. Barclay	J. Braun	J. Madsen	T. Rader	P. Eger	D. Garrison	--	G. Smith
UConn	S. Bailey	T. Austin	T. Urban	I. McCartney	D. Barclay	J. Braun	J. Madsen	T. Rader	P. Eger	D. Garrison	--	G. Smith
Syracuse	S. Bailey	T. Austin	T. Urban	I. McCartney	D. Barclay	J. Braun	J. Madsen	T. Rader	P. Eger	D. Garrison	--	G. Smith
Rutgers	S. Bailey	T. Austin	T. Urban	I. McCartney	D. Barclay	J. Braun	J. Madsen	T. Rader	P. Eger	D. Garrison	--	G. Smith
Louisville	S. Bailey	T. Austin	--	I. McCartney	D. Barclay	J. Braun	J. Madsen	T. Rader	P. Eger	D. Garrison	M. Lindamood	G. Smith
Cincinnati	S. Bailey	--	T. Urban	I. McCartney	D. Barclay	J. Braun	J. Madsen	T. Rader	P. Eger	D. Garrison	R. Clarke	G. Smith
Pitt	S. Bailey	T. Austin	T. Urban	I. McCartney	D. Barclay	J. Braun	J. Madsen	T. Rader	P. Eger	D. Garrison	--	G. Smith
USF	S. Bailey	T. Austin	--	J.D. Woods	D. Barclay	J. Braun	J. Madsen	Q. Spain	C. Feight	D. Garrison	R. Clarke	G. Smith
Clemson	S. Bailey	T. Austin	--	J.D. Woods	D. Barclay	J. Braun	J. Madsen	T. Rader	P. Eger	S. Alston	R. Clarke	G. Smith

## 2011 Defense Game-By-Game Starters

Game	DE	NT	DT	SLB	MLB	WLB	LCB	SS	FS	BS	RCB
Marshall	B. Irvin	J. Wright	W. Clarke	D. Rigg	N. Goode	C. Vance	K. Tandy	T. Garvin	E. Smith	D. Cook	P. Miller
Norfolk State	B. Irvin	J. Wright	W. Clarke	D. Rigg	N. Goode	C. Vance	K. Tandy	T. Garvin	E. Smith	D. Cook	P. Miller
Maryland	B. Irvin	J. Wright	W. Clarke	D. Rigg	N. Goode	C. Vance	K. Tandy	T. Garvin	E. Smith	D. Cook	P. Miller
LSU	B. Irvin	J. Wright	W. Clarke	D. Rigg	N. Goode	J. Francis	K. Tandy	T. Garvin	E. Smith	D. Cook	P. Miller
Bowling Green	B. Irvin	J. Wright	J. Miller	N. Goode	J. Snow	C. Vance	K. Tandy	T. Garvin	E. Smith	D. Cook	P. Miller
UConn	W. Clarke	J. Wright	J. Miller	N. Goode	J. Snow	C. Vance	K. Tandy	T. Garvin	E. Smith	D. Cook	P. Miller
Syracuse	W. Clarke	J. Wright	J. Miller	N. Goode	J. Snow	C. Vance	K. Tandy	T. Garvin	E. Smith	D. Cook	P. Miller
Rutgers	W. Clarke	J. Wright	J. Miller	D. Rigg	J. Snow	N. Goode	K. Tandy	T. Garvin	E. Smith	D. Cook	B. Jenkins
Louisville	W. Clarke	J. Wright	J. Miller	D. Rigg	J. Snow	N. Goode	K. Tandy	T. Garvin	E. Smith	D. Cook	P. Miller
Cincinnati	W. Clarke	J. Wright	J. Miller	D. Rigg	J. Snow	N. Goode	K. Tandy	T. Bell	E. Smith	D. Cook	P. Miller
Pitt	B. Irvin	J. Taylor	J. Miller	N. Goode	J. Barber	C. Vance	K. Tandy	T. Garvin	E. Smith	D. Cook	B. Jenkins
USF	W. Clarke	J. Wright	J. Miller	D. Rigg	J. Snow	N. Goode	K. Tandy	T. Garvin	E. Smith	D. Cook	B. Jenkins
Clemson	W. Clarke	J. Wright	J. Miller	D. Rigg	J. Barber	N. Goode	K. Tandy	W. Tonkery	E. Smith	D. Cook	B. Jenkins



2011 BIG EAST CONFERENCE CHAMPIONS





# Mountaineer Quarterbacks



**12** **Geno Smith**  
**QB, 6-3, 214, Jr.**  
**Miami, Fla.**

### 2011 Notes

- ✓ Two-year starting quarterback for WVU
- ✓ Named the 2012 Discover Orange Bowl MVP
- ✓ First Team All-BIG EAST (Coaches, *Phil Steele*, and *ESPN.com*)
- ✓ WVU and BIG EAST single-season passing leader with 4,385 yards
- ✓ Thirty-one TD passes tied WVU single-season record
- ✓ Thirty-three TDs responsible for set WVU single-season record
- ✓ Ranks fifth in the nation in passing average (337.31 avg./g) and eighth in total offense (334.8 ypg); ranks first in the BIG EAST in both categories
- ✓ Also ranks No. 17 in the NCAA, No. 1 in the BIG EAST, in passing efficiency (152.6)
- ✓ Threw for 4,385 yards in 13 games, the fourth-best total in NCAA
- ✓ Shows four 400-yard passing games on the season and for his career and a BIG EAST single-season record of eight 300-yard passing games
- ✓ Named the BIG EAST Offensive Player of the Week on Sept. 19 and Nov. 7
- ✓ Went 32-43 for 407 yards and accounted for seven touchdowns (six passing, one rush) in 70-33 Orange Bowl victory
- ✓ Six passing TDs tied WVU record, first set by Marc Bulger vs. Pitt in 1998
- ✓ Six passing TDs also set a BCS and Orange Bowl record and tied overall bowl record
- ✓ 401 passing yards set Orange Bowl record, as did 427 yards of total offense
- ✓ Set Orange Bowl records for TDs responsible for (7) and points responsible for (42)
- ✓ Orchestrated come-from-behind and game-winning drives in back-to-back series in the game's final minutes at USF
- ✓ Entered the USF contest riding a 14-game streak of throwing at least one touchdown pass in consecutive games; did not pass for a score in win over Bulls
- ✓ Completed 71 percent of his passes in win over Pitt, going 22-for-31 for 244 yards and one TD
- ✓ Tallied 379 yards and one touchdown on 29 completions in win at Cincinnati
- ✓ Threw for 410 yards on 31 completions and for three touchdowns in loss to Louisville
- ✓ Passing total against the Cardinals ranks fifth on the Mountaineer all-time chart
- ✓ Fought the elements and completed 20 passes for 218 yards and two touchdowns at Rutgers
- ✓ Scored first career rushing TD on a 1-yard scamper at RU
- ✓ Completed 24 passes on 41 attempts for 338 yards and two touchdowns at Syracuse
- ✓ Tallied 450 passing yards on 27 completions against UConn, the second-best career and program total
- ✓ Connected with Stedman Bailey on a career-long 84-yard TD pass against UConn; the score was WVU's all-time fifth-longest from scrimmage

- ✓ Had efficient day against Bowling Green, going 18-for-30 with three touchdowns in three quarters
- ✓ Threw for WVU single-game best 463 yards on a career- and program-best 38 completions against LSU; also tallied a career- and program-best 65 pass attempts; his attempts are the fourth-most of any QB this season
- ✓ Finished with 468 total yards of offense against LSU, a WVU single-game best mark
- ✓ His performance against the Tigers is the NCAA's 20th-best total offense game and 17th-best passing yardage game this season
- ✓ Threw 36 completions on 49 passing attempts for 388 yards at Maryland
- ✓ Threw for 371 yards and four TDs vs. Norfolk State
- ✓ Threw for two touchdowns and had 249 yards in season-opening win against Marshall

### Smith's Passing Statistics

Year	Games	C/A	Pct.	Yards	TD	Int.	Long
2011	13	346/526	.658	4,385	31	7	84
2010	13	241/372	.648	2,763	24	7	71
2009	5	32/49	.653	309	1	1	33
<b>Totals</b>	<b>31</b>	<b>619/947</b>	<b>.654</b>	<b>7,457</b>	<b>56</b>	<b>15</b>	<b>84</b>

### Smith's Rushing Statistics

Year	Games	Att.	Yards	Avg.	TD	Long
2011	13	56	-33	-0.6	2	20
2010	13	106	217	2.0	0	29
2009	5	17	7	0.4	0	13
<b>Totals</b>	<b>31</b>	<b>179</b>	<b>191</b>	<b>1.1</b>	<b>2</b>	<b>29</b>

### 2011 Single-Game Bests

Rushing Yards.....	26 vs. Clemson
Rushing Attempts.....	7 at Cincinnati, vs. Pitt
Rushing Touchdowns.....	1 at Rutgers, vs. Clemson
Long Rush.....	20 at USF
Passing Attempts.....	65 vs. LSU
Passing Completions.....	38 vs. LSU
Passing Yards.....	463 vs. LSU
Passing Touchdowns.....	6 vs. Clemson
Long Completion.....	84 vs. UConn

### Career Bests

Rushing Yards.....	64 vs. UConn (10)
Rushing Attempts.....	15 vs. UConn (10)
Rushing Touchdowns.....	1 at Rutgers (11), vs. Clemson (12)
Long Rush.....	29 vs. UConn (10)
Passing Completions.....	38 vs. LSU (11)
Passing Attempts.....	65 vs. LSU (11)
Passing Yards.....	463 vs. LSU (11)
Passing Touchdowns.....	6 vs. Clemson (12)
Long Completion.....	84 vs. UConn (11)

### 2011 Game-By-Game

Opponent	Comp.	Att.	Int.	Pt.	Yards	TDs	Lg
Marshall	26	35	0	743	249	2	29
Norfolk State	20	34	0	588	371	4	55
at Maryland	36	49	1	735	388	1	47
LSU	38	65	2	585	463	2	72
Bowling Green	30	0	600	238	3	41	
UConn	27	45	0	600	450	4	84
at Syracuse	24	41	2	585	338	2	64
at Rutgers	20	31	0	645	218	2	32
Louisville	31	44	0	705	410	3	46
at Cincinnati	29	43	0	674	372	1	59
Pitt	22	31	0	710	244	1	63
at USF	23	35	2	657	237	0	30
vs. Clemson	32	43	0	744	407	6	37

### 2011 Smith by Quarter - Passing

1st	Cmp	Att	Int.	Yds	TD	Lg
Marshall	7	10	0	71	0	28
Norfolk St.	2	5	0	6	0	6
Maryland	9	11	0	94	0	20
LSU	6	12	1	66	0	20
BGSU	6	12	0	98	1	33
UConn	5	6	0	83	0	44
Syracuse	4	8	0	49	0	17
Rutgers	4	8	0	32	0	15
Louisville	5	7	0	70	1	25
Cincinnati	5	11	0	97	1	59
Pitt	7	10	0	71	0	25
USF	5	8	0	40	0	14
Clemson	8	14	0	121	1	34
<b>Totals</b>	<b>73</b>	<b>122</b>	<b>1</b>	<b>898</b>	<b>4</b>	<b>59</b>

2nd	Cmp	Att	Int.	Yds	TD	Lg
Marshall	10	12	0	116	2	29
Norfolk St.	6	13	0	98	1	45
Maryland	12	17	0	138	0	46
LSU	16	26	1	136	1	20
BGSU	6	10	0	65	2	18
UConn	10	18	0	94	0	24
Syracuse	7	15	1	166	1	64
Rutgers	6	9	0	55	0	16
Louisville	11	16	0	123	1	24
Cincinnati	9	12	0	119	0	39
Pitt	3	6	0	72	1	63
USF	5	7	0	36	0	16
Clemson	13	14	0	141	2	30
<b>Totals</b>	<b>114</b>	<b>175</b>	<b>2</b>	<b>1,359</b>	<b>11</b>	<b>64</b>

3rd	Cmp	Att	Int.	Yds	TD	Lg
Marshall	9	13	0	62	0	18
Norfolk St.	8	9	0	154	2	40
Maryland	8	12	1	93	1	34
LSU	11	16	0	217	1	72
BGSU	6	8	0	75	0	41
UConn	7	14	0	173	3	84
Syracuse	6	10	1	37	0	11
Rutgers	7	11	0	56	1	19
Louisville	4	9	0	72	0	46
Cincinnati	8	10	0	77	0	16
Pitt	2	4	0	17	0	16
USF	5	7	1	79	0	30
Clemson	7	9	0	106	2	37
<b>Totals</b>	<b>88</b>	<b>132</b>	<b>3</b>	<b>1,218</b>	<b>10</b>	<b>84</b>

4th	Cmp	Att	Int.	Yds	TD	Lg
Marshall	0	0	0	0	0	0
Norfolk St.	4	7	0	113	1	55
Maryland	7	9	0	63	0	21
LSU	5	11	0	44	0	18
BGSU			DNP			
UConn	5	7	0	100	1	51
Syracuse	7	8	0	86	1	25
Rutgers	3	3	0	75	1	32
Louisville	11	12	0	145	1	46
Cincinnati	7	10	0	79	0	24
Pitt	10	11	0	84	0	24
USF	8	13	1	82	0	26
Clemson	4	6	0	39	1	20
<b>Totals</b>	<b>71</b>	<b>97</b>	<b>1</b>	<b>910</b>	<b>6</b>	<b>55</b>



### 2010 Smith by Quarter - Passing

Ist	Cmp	Att	Int	Yds	TD	Lg
Coastal	5	6	0	35	1	16
Marshall	6	6	0	78	0	21
Maryland	7	7	0	122	2	32
LSU	4	8	0	34	0	15
UNLV	4	6	0	111	1	41
USF	8	11	0	105	1	31
Syracuse	8	13	2	117	1	28
UConn	6	9	0	62	0	20
Cincinnati	7	14	1	88	2	32
Louisville	4	7	0	59	0	25
Pitt	0	2	0	0	0	0
Rutgers	10	11	0	129	1	29
NC State	6	10	0	31	0	7
<b>Totals</b>	<b>75</b>	<b>110</b>	<b>3</b>	<b>971</b>	<b>9</b>	<b>41</b>

2nd	Cmp	Att	Int	Yds	TD	Lg
Coastal	8	11	1	94	0	30
Marshall	5	8	0	37	0	12
Maryland	7	11	0	104	1	27
LSU	5	10	1	40	1	19
UNLV	5	7	0	84	1	48
USF	10	12	0	66	1	32
Syracuse	3	7	1	-1	0	5
UConn	4	6	0	20	0	8
Cincinnati	5	8	0	62	2	48
Louisville	3	4	0	61	0	48
Pitt	3	4	0	59	1	48
Rutgers	3	7	0	41	0	26
NC State	6	10	0	86	1	32
<b>Totals</b>	<b>67</b>	<b>105</b>	<b>3</b>	<b>753</b>	<b>8</b>	<b>48</b>

3rd	Cmp	Att	Int	Yds	TD	Lg
Coastal	7	10	0	87	1	33
Marshall	4	9	0	33	0	20
Maryland	2	8	0	18	1	13
LSU	2	4	0	30	1	17
UNLV	3	3	0	25	1	18
USF	4	5	0	41	0	29
Syracuse	3	8	0	29	0	14
UConn	6	8	0	38	0	14
Cincinnati	2	2	0	26	0	19
Louisville	2	7	0	13	0	8
Pitt	3	3	0	91	2	71
Rutgers	6	6	0	117	0	43
NC State	4	7	0	16	0	11
<b>Totals</b>	<b>48</b>	<b>80</b>	<b>0</b>	<b>564</b>	<b>6</b>	<b>71</b>

4th	Cmp	Att	Int	Yds	TD	Lg
Coastal	DNP	--	--	--	--	--
Marshall	15	19	1	146	1	30
Maryland	3	3	0	24	0	14
LSU	3	7	0	15	0	10
UNLV	DNP	--	--	--	--	--
USF	2	3	0	7	0	4
Syracuse	2	3	0	7	0	4
UConn	4	9	0	24	0	14
Cincinnati	2	2	0	26	0	19
Louisville	0	2	0	0	0	0
Pitt	3	3	0	62	0	38
Rutgers	4	4	0	65	0	46
NC State	6	12	1	63	0	21
<b>Totals</b>	<b>44</b>	<b>67</b>	<b>2</b>	<b>311</b>	<b>1</b>	<b>38</b>

OT	Cmp	Att	Int	Yds	TD	Lg
Marshall	2	3	0	22	0	13
UConn	2	2	0	10	0	6
<b>Totals</b>	<b>4</b>	<b>5</b>	<b>0</b>	<b>32</b>	<b>0</b>	<b>13</b>



<b>Totals</b>	<b>346</b>	<b>526</b>	<b>7</b>	<b>.658</b>	<b>4,385</b>	<b>31</b>	<b>84</b>
---------------	------------	------------	----------	-------------	--------------	-----------	-----------

2010 Opponent	Cmp	Att	Int	Pct	Yards	TDs	Lg
Coastal	20	27	1	.741	216	2	33
at Marshall	32	45	0	.711	316	1	30
Maryland	19	29	0	.655	268	4	32
at LSU	14	29	1	.483	119	2	19
UNLV	12	16	0	.750	220	3	48
USF	24	31	0	.774	219	2	32
Syracuse	20	37	3	.541	178	1	28
at UConn	22	34	0	.647	160	0	20
Cincinnati	15	25	1	.600	174	4	48
at Louisville	9	20	0	.450	133	0	48
at Pitt	9	12	0	.750	212	3	71
Rutgers	23	28	0	.821	352	1	46
NC State	22	39	1	.564	196	1	32
<b>Totals</b>	<b>241</b>	<b>372</b>	<b>7</b>	<b>.648</b>	<b>2,763</b>	<b>24</b>	<b>71</b>

2009 Opponent	Cmp	Att	Int	Pct	Yards	TDs	Lg
at Auburn	5	8	1	.625	50	0	20
at Syracuse	3	4	0	.750	14	0	9
Marshall	15	21	0	.714	147	1	33
Louisville	1	1	0	1.000	6	0	6
vs. Fla. State	8	15	0	.533	92	0	19
<b>Totals</b>	<b>32</b>	<b>49</b>	<b>1</b>	<b>.653</b>	<b>309</b>	<b>1</b>	<b>33</b>

### Game Records

Total Offense	Plays/Yards
Geno Smith vs. LSU/2011.....	67/468
Geno Smith vs. Clemson/2012.....	48/433
Geno Smith vs. UConn/2011.....	49/431
Pat White vs. Pitt/2006.....	38/424
Marc Bulger vs. Missouri/1998.....	52/424
Jarrett Brown vs. East Carolina/2009.....	34/407
Mike Sherwood vs. Pitt/1968.....	47/407
Geno Smith vs. Louisville/2011.....	36/402
Geno Smith vs. Rutgers/2010.....	39/396
Marc Bulger vs. Pitt/1998.....	38/394
Pat White vs. North Carolina/2008.....	47/387
Geno Smith at Maryland/2011.....	39/377
Geno Smith vs. Norfolk State/2011.....	23/372
Major Harris vs. Boston College/1988.....	39/372
Chad Johnston vs. Pitt/1994.....	51/370
Oliver Luck vs. Syracuse/1981.....	52/354
Geno Smith at Cincinnati/2011.....	50/352
Passing Yards	Yards
Geno Smith vs. LSU/2011.....	463
Geno Smith vs. UConn/2011.....	450
Marc Bulger vs. Missouri/1998.....	429
Mike Sherwood vs. Pitt/1968.....	416
Geno Smith vs. Louisville/2011.....	410

Marc Bulger vs. Pitt/1998.....	409
Geno Smith vs. Clemson/2012.....	407
Chad Johnston vs. Pitt/1994.....	396
Chad Johnston vs. Purdue/1995.....	390
Geno Smith vs. Maryland/2011.....	388
Marc Bulger vs. Miami/1998.....	380
Oliver Luck vs. Syracuse/1981.....	360
Geno Smith at Cincinnati/2011.....	372
Geno Smith vs. Norfolk State/2011.....	371
Marc Bulger vs. Navy/1998.....	354
Chad Johnston vs. Boston College/1996.....	354
Marc Bulger vs. Georgia Tech/1997.....	353

Pass Completions	Completions
Geno Smith vs. LSU/2011.....	38
Geno Smith vs. Maryland/2011.....	36
Marc Bulger vs. Missouri/1998.....	34
Oliver Luck vs. Syracuse/1981.....	34
Geno Smith vs. Clemson/2012.....	32
Geno Smith vs. Marshall/2010.....	32
Marc Bulger vs. Miami/1999.....	32
Marc Bulger vs. Miami/1998.....	32
Geno Smith vs. Louisville/2011.....	31
Brad Lewis vs. Maryland/2001.....	31
Geno Smith at Cincinnati/2011.....	29
Dan Kendra vs. Syracuse/1975.....	28
Geno Smith vs. UConn/2011.....	27
Mike Sherwood vs. Pitt/1968.....	27

Pass Attempts	Attempts
Geno Smith vs. LSU/2011.....	65
Gerald Fisher vs. Maryland/1951.....	57
Brad Lewis vs. Maryland/2001.....	52
Chad Johnston vs. Virginia Tech/1996.....	51
Marc Bulger vs. Missouri/1998.....	50
Geno Smith vs. Maryland/2011.....	49
Marc Bulger vs. Miami/1999.....	48
Oliver Luck vs. Syracuse/1981.....	48
Geno Smith vs. UConn/2011.....	45
Geno Smith vs. Rutgers/2010.....	45
Geno Smith vs. Louisville/2011.....	44
Geno Smith vs. Clemson/2012.....	43
Geno Smith at Cincinnati/2011.....	43
Marc Bulger vs. Virginia Tech/1998.....	43
Marc Bulger vs. Miami/1998.....	43
Marc Bulger vs. Pitt/1997.....	43
Mike Sherwood vs. Virginia Tech/1968.....	43



# Mountaineer Quarterbacks



## Pass Touchdowns

<b>Geno Smith vs. Clemson/2012</b> .....	<b>6</b>
Marc Bulger vs. Pitt/1998.....	6
Pat White vs. Villanova/2008.....	5
Brad Lewis vs. Mississippi/2000.....	5
Allen McCune vs. Pitt/1965.....	5
<b>Geno Smith vs. UConn/2011</b> .....	<b>4</b>
<b>Geno Smith vs. Norfolk State/2011</b> .....	<b>4</b>
Geno Smith vs. Maryland/2010.....	4
Geno Smith vs. Cincinnati/2010.....	4
Jarrett Brown vs. East Carolina/2009.....	4
Rasheed Marshall vs. UCF/2004.....	4
Rasheed Marshall vs. East Carolina/2003.....	4
Marc Bulger vs. Pitt/1999.....	4
Marc Bulger vs. Missouri/1998.....	4
Chad Johnston vs. Rutgers/1995.....	4
Chad Johnston vs. Pitt/1994.....	4
Major Harris vs. Pitt/1989.....	4
Jeff Hostetler vs. Oklahoma/1982.....	4
Oliver Luck vs. Temple/1980.....	4
32 players with 3..... Last time by G. Smith vs. Louisville/2011	

## Season Records

<b>Total Offense</b>	<b>Plays/Yards</b>
<b>Geno Smith/2011</b> .....	<b>582/4,352</b>
Marc Bulger/1998.....	452/3,515
Pat White/2007.....	413/3,059
Major Harris/1989.....	400/2,994
Geno Smith/2010.....	478/2,980

## Passing Yards

<b>Geno Smith/2011</b> .....	<b>346/526/4.385</b>
Marc Bulger/1998.....	274/419/3.607
Geno Smith/2010.....	241/372/2.763
Bernie Galiffa/1972.....	164/334/2.496

## Pass Completions

<b>Geno Smith/2011</b> .....	<b>346</b>
Marc Bulger/1998.....	274
Geno Smith/2010.....	241
Oliver Luck/1981.....	216

## Pass Attempts

<b>Geno Smith/2011</b> .....	<b>526</b>
Marc Bulger/1998.....	419
Oliver Luck/1981.....	394
Geno Smith/2010.....	372

## Touchdown Passes

<b>Geno Smith/2011</b> .....	<b>31</b>
Marc Bulger/1998.....	31
Geno Smith/2010.....	24

## Junior Passing

<b>Geno Smith/2011</b> .....	<b>346/526/4.385</b>
Marc Bulger/1998.....	274/419/3.607
Major Harris/1989.....	142/245/2.058

## Junior Total Offense

<b>Geno Smith/2011</b> .....	<b>582/4,352</b>
Marc Bulger/1998.....	452/3,515
Pat White/2007.....	413/3,059

## Career Records

<b>Total Offense</b>	<b>Plays/Yards</b>
Pat White/2005-08.....	1,467/10,529
Marc Bulger/1996-98.....	1,100/7,827
<b>Geno Smith/2009-2011</b> .....	<b>1,126/7,648</b>
Rasheed Marshall/2001-04.....	1,286/7,598
Major Harris/1987-89.....	1,018/7,334

## Passing Yards

<b>Comp/Att./Yards</b>	
Marc Bulger/1996-99.....	630/1,023/8,153
<b>Geno Smith/2009-2011</b> .....	<b>619/947/7,457</b>
Pat White/2005-08.....	507/783/6,049
Chad Johnston/1993-96.....	428/839/5,954
Oliver Luck/1978-81.....	466/911/5,765

## Pass Attempts

Marc Bulger/1996-99.....	1,023
<b>Geno Smith/2009-2011</b> .....	<b>947</b>
Oliver Luck/1978-81.....	911
Chad Johnston/1993-96.....	839
Rasheed Marshall/2001-04.....	795

## Pass Completions

Marc Bulger/1996-99.....	630
<b>Geno Smith/2009-2011</b> .....	<b>619</b>
Pat White/2005-08.....	507
Oliver Luck/1978-81.....	466
Rasheed Marshall/2001-04.....	433

## Touchdown Passes

Marc Bulger/1996-99.....	59
<b>Geno Smith/2009-2011</b> .....	<b>56</b>
Pat White/2005-08.....	56
Rasheed Marshall/2001-04.....	45
Chad Johnston/1993-96.....	43

## BIG EAST Records

### Game Records

<b>Total Offense Touchdown Responsibility</b>	
Pete Gonzalez/Pitt v. Rutgers/1997.....	8
<b>Geno Smith/WVU v. Clemson/2011</b> .....	<b>7</b>
Mike Teel/Rutgers v. Louisville/2008.....	7

### Passing Attempts

<b>Geno Smith/WVU v. LSU/2011</b> .....	<b>65</b>
Brian Brohm/Louisville v. Syracuse/2007.....	65
Alex Van Pelt/Pitt v. Penn State/1991.....	64

### Passing Completions

Brian Brohm/Louisville v. Syracuse/2007.....	45
Dan Orlovsky/UConn v. Syracuse/2004.....	39
Brian Brohm/Louisville v. Utah/2007.....	39
<b>Geno Smith/WVU v. LSU/2011</b> .....	<b>38</b>

### Passing Yards

Brian Brohm/Louisville v. Syracuse/2007.....	555
Bryan Randall/Virginia Tech v. Syracuse/2002.....	504
Gino Toretta/Miami v. San Diego State/1991.....	485
Zach Collaros/Cincinnati v. UConn/2009.....	480
Pete Gonzalez/Pitt v. Rutgers/1997.....	470
Brian Brohm/Louisville v. Utah/2007.....	467
<b>Geno Smith/WVU v. LSU/2011</b> .....	<b>463</b>
Zach Collaros/Cincinnati v. USF/2010.....	463
<b>Geno Smith/WVU v. UConn./2011</b> .....	<b>450</b>

## Touchdown Passes

Mike Teel/Rutgers v. Louisville/2008.....	7
Pete Gonzalez/Pitt v. Rutgers/1997.....	7
<b>Geno Smith/WVU v. Clemson/2011</b> .....	<b>6</b>
Tony Pike/Cincinnati v. Illinois/2009.....	6
Mike Teel/Rutgers v. Pitt/2008.....	6
Devin Scott/Temple v. Rutgers/1999.....	6
Marc Bulger/WVU v. Pitt/1998.....	6

## Season Records

### Total Offense Yards

<b>Geno Smith/WVU/2011</b> .....	<b>4,352</b>
Brian Brohm/Louisville/2007.....	3,978
Rod Rutherford/Pitt/2003.....	3,829

### Total Offense Yards Per Game

<b>Geno Smith/WVU/2011</b> .....	<b>334.8</b>
Brian Brohm/Louisville/2007.....	331.5
Glenn Foley/Boston College/1993.....	304.8

### Total Offense Touchdown Responsibility

Rod Rutherford/Pitt/2003.....	39
Ben Mauk/Cincinnati/2007.....	34
<b>Geno Smith/WVU/2011</b> .....	<b>33</b>
Pete Gonzalez/Pitt/1997.....	33
Brian Brohm/Louisville/2007.....	33

### Passing Attempts

<b>Geno Smith/WVU/2011</b> .....	<b>526</b>
Brian Brohm/Louisville/2007.....	473
Dan Orlovsky/UConn/2004.....	457

### Passing Completions

<b>Geno Smith/WVU/2011</b> .....	<b>346</b>
Brian Brohm/Louisville/2007.....	308
Dan Orlovsky/UConn/2004.....	288

### Passing Completion Percentage

Brian Brohm/Louisville/2005.....	68.8 (207/301)
Tyler Palko/Pitt/2006.....	68.3 (220/322)
Greg Paulus/Syracuse/2009.....	67.7 (193/285)
Pat White/WVU/2007.....	66.7 (144/216)
Pat White/WVU/2006.....	65.9 (118/179)
<b>Geno Smith/WVU/2011</b> .....	<b>65.8 (346/526)</b>
Pat White/WVU/2008.....	65.6 (180/274)

### Passing Yards

<b>Geno Smith/WVU/2011</b> .....	<b>4,385</b>
Brian Brohm/Louisville/2007.....	4,024
Rod Rutherford/Pitt/2003.....	3,679

### 300-Yard Passing Games

<b>Geno Smith/WVU/2011</b> .....	<b>8</b>
Brian Brohm/Louisville/2007.....	7

### Touchdown Passes

Rod Rutherford/Pitt/2003.....	37
<b>Geno Smith/WVU/2011</b> .....	<b>31</b>
Ben Mauk/Cincinnati/2007.....	31
Pete Gonzalez/Pitt/1997.....	30
Brian Brohm/Louisville/2007.....	30

### Lowest Percentage of Interceptions

<b>Geno Smith/WVU/2011</b> .....	<b>1.33 (7 on 526)</b>
Perry Patterson/Syracuse/2006.....	1.33 (4 on 300)
R.J. Anderson/Syracuse/2001.....	1.39 (2 on 144)



2012 DISCOVER ORANGE BOWL CHAMPIONS





**14 Paul Millard**  
**QB, 6-3, 214, Jr.**  
**Flower Mound, Texas**

### 2011 Notes

- ✓ Added depth as the backup at quarterback
- ✓ Saw action against Clemson in Orange Bowl in relief of Geno Smith
- ✓ Saw fourth-quarter action against Connecticut in relief of Smith
- ✓ Played the fourth quarter against Bowling Green in relief of Smith
- ✓ Connected with Stedman Bailey on a career-long 45-yard pass against Bowling Green
- ✓ Saw his first collegiate action in fourth quarter against Norfolk State
- ✓ Connected with Brad Starks on a 30-yard strike against Norfolk State for his first collegiate TD

### 2011 Game-By-Game

Opponent	Comp.	Att.	Int.	Pct.	Yards	TDs	Lg
Marshall			DNP				
Norfolk State	5	6	0	.833	60	1	30
at Maryland			DNP				
LSU			DNP				
Bowling Green	1	3	0	.333	45	0	45
UConn	1	3	1	.333	19	0	19
at Syracuse			DNP				
at Rutgers			DNP				
Louisville			DNP				
at Cincinnati			DNP				
Pitt			DNP				
at USF			DNP				
vs. Clemson	0	3	1	.000	0	0	0
<b>Totals</b>	<b>7</b>	<b>15</b>	<b>2</b>	<b>.467</b>	<b>124</b>	<b>1</b>	<b>45</b>

### 2011 Single-Game Bests

Rushing Yards.....	3 vs. Norfolk State
Rushing Attempts.....	2 vs. Norfolk State
Rushing Touchdowns.....	0
Long Rush.....	2 vs. Norfolk State
Passing Attempts.....	6 vs. Norfolk State
Passing Completions.....	5 vs. Norfolk State
Passing Touchdowns.....	1 vs. Norfolk State
Long Completion.....	45 vs. Bowling Green

### Millard's Passing Statistics

Year	Games	C/A	Pct.	Yards	TD	Int.	Long
2011	4	7/15	.467	124	1	2	45



**29 Dustin Garrison**  
**RB, 5-8, 175, Fr.**  
**Pearland, Texas**

### 2011 Notes

- ✓ Earned starting running back position against Bowling Green
- ✓ Injured left knee during Orange Bowl practice and missed the Clemson game
- ✓ Ranks No. 6 in BIG EAST in rushing (57.1)
- ✓ Ranks first on the team with 742 rushing yards
- ✓ Named offensive player of the week after strong runs at USF, including game-tying touchdown in decisive fourth quarter
- ✓ Finished with 16 rush attempts at USF and netted a team-best 87 yards, including a five-yard rushing TD to knot the game at 27-27
- ✓ Netted a team-best 55 rushing yards on 11 carries against Pitt
- ✓ Rushed a team-high 13 times at Cincinnati and against Louisville
- ✓ Helped the WVU offense to 210 rushing yards in Rutgers win
- ✓ Tallied a team-best 58 yards on the ground at Syracuse; also caught a career-best five catches
- ✓ Netted a game-best 80 rushing yards against UConn, including a 14-yard TD, his fourth score in three games
- ✓ Had a breakout game in his first career start against Bowling Green, registering a career-best 291 yards on 32 rushes and two touchdowns; yardage is NCAA's second-best single game total this season
- ✓ His 291 yards rushing tied Kerry Marbury (Temple, 10/23/71) for the second-best rushing performance in school history; rushing total was the the single-game best for a WVU freshman
- ✓ His 291 rushing yards against BGSU was the first 200-yard rushing effort for WVU since Noel Devine had 220 yards against Colorado (2009)
- ✓ Had 233 yards rushing in the first half against the Falcons, a WVU school record
- ✓ Added energy to WVU offense against LSU, rushing for a team-best 46 yards
- ✓ One-yard TD rush against LSU brought WVU to within six points in third quarter; score followed a 19-yard reception
- ✓ Earned first collegiate score with a one-yard rush in third-quarter action against Norfolk State
- ✓ Saw action in first collegiate game against Marshall

### 2011 Single-Game Bests

Rushing Yards.....	291 vs. Bowling Green
Rushing Attempts.....	32 vs. Bowling Green
Rushing Touchdowns.....	2 vs. Bowling Green
Long Rush.....	49 vs. Bowling Green
Receptions.....	5 at Syracuse
Receiving Yards.....	51 vs. Norfolk State
Receiving Touchdowns.....	0
Long Reception.....	36 vs. Norfolk State

### Garrison's Rushing Statistics

Year	Games	Att.	Yards	Avg.	TD	Long
2011	12	136	742	5.5	6	42

### 2011 Game-By-Game

Opponent	Att.	Net.	Avg.	TDs	Lg	Rec.	Yds.	TD
Marshall	0	0	0	0	0	2	9	0
Norfolk State	3	19	6.33	1	13	3	51	0
at Maryland	0	0	0	0	0	0	0	0
LSU	10	46	4.6	1	17	4	26	0
Bowling Green	32	291	9.1	2	42	2	4	0
UConn	18	80	4.4	1	14	1	4	0
at Syracuse	11	58	5.3	0	11	5	32	0
at Rutgers	9	23	2.6	0	9	1	15	0
Louisville	13	64	4.9	0	12	1	19	0
at Cincinnati	13	19	1.5	0	8	3	23	0
Pitt	11	55	5.0	0	14	1	7	0
at USF	16	87	5.4	1	16	1	11	0
vs. Clemson			DNP					
<b>Totals</b>	<b>136</b>	<b>742</b>	<b>5.5</b>	<b>6</b>	<b>42</b>	<b>24</b>	<b>201</b>	<b>0</b>



**13 Andrew Buie**  
**RB, 5-9, 184, Fr.**  
**Jacksonville, Fla.**

### 2011 Notes

- ✓ Added depth at the running back position
- ✓ Earned bulk of playing time at running back against Clemson at Orange Bowl
- ✓ Tallied 45 rushing yards on 13 carries in bowl win; finished game with 77 all-purpose yards
- ✓ Ran for a career long 12-yard rush at Cincinnati; also caught two passes for 17 yards, including a career best 20-yard catch
- ✓ Earned three carries in back-to-back games, at Rutgers and against Louisville
- ✓ Nabbed an 18-yard reception vs. UofL
- ✓ Played in his first BIG EAST road game at Syracuse
- ✓ Returned to the field against UConn and earned two carries
- ✓ Earned second career start at Maryland
- ✓ Reached the end zone for the first time as a Mountaineer at Maryland, running in from 10-yards out
- ✓ Netted a team- and career-best 51 yards against the Terps
- ✓ Earned starting nod in first collegiate game against Marshall and tallied 41 all-purpose yards

### 2011 Game-By-Game

Opponent	Att.	Net.	Avg.	TDs	Lg	Rec.	Yds.	TD
Marshall	15	30	2.0	0	11	4	11	0
Norfolk State	4	7	1.75	0	7	0	0	0
at Maryland	7	51	7.3	1	10	2	7	0
LSU			DNP					
Bowling Green			DNP					
UConn	2	11	5.5	0	7	0	0	0
at Syracuse	0	0	0	0	0	0	0	0
at Rutgers	3	5	1.7	0	5	0	0	0
Louisville	3	2	0.7	0	1	1	18	0
at Cincinnati	4	21	5.2	0	12	2	17	0
Pitt	0	0	0	0	0	0	0	0
at USF	0	0	0	0	0	0	0	0
vs. Clemson	13	45	3.5	0	11	4	32	0
<b>Totals</b>	<b>51</b>	<b>172</b>	<b>3.4</b>	<b>1</b>	<b>12</b>	<b>13</b>	<b>85</b>	<b>0</b>

### Buie's Rushing Statistics

Year	Games	Att.	Yards	Avg.	TD	Long
2011	11	51	172	3.4	1	12



# Mountaineer Running Backs/Fullbacks



## 2011 Single-Game Bests

Rushing Yards	51 at Maryland
Rushing Attempts	15 vs. Marshall
Rushing Touchdowns	1 at Maryland
Long Rush	12 at Cincinnati
Receptions	4 vs. Marshall, vs. Clemson
Receiving Yards	32 vs. Clemson
Receiving Touchdowns	0
Long Reception	20 at Cincinnati



**20 Shawne Alston**  
**FB, 5-11, 221, Jr.**  
**Hampton, Va.**

## 2011 Notes

- ✓ Paced team with 12 TDs in 2011 season
- ✓ Ranked No. 2 in the BIG EAST in scoring TDs (6.5 ppg)
- ✓ Averaged one TD every 8.1 rushes in 11 games
- ✓ Scored winning touchdown in two of the last three regular-season games (at UC, vs. Pitt)
- ✓ Scored two touchdowns in five games this season
- ✓ Gained a team-best 77 rushing yards and scored two touchdowns against Clemson in the Orange Bowl; also attempted a game- and career-high 20 rushes
- ✓ Scored two rushing touchdowns, including the go-ahead TD late in the fourth quarter against Pitt
- ✓ Earned the starting nod at Cincinnati
- ✓ Scored winning touchdown at Cincinnati with one-yard power rush up the middle
- ✓ Scored two rushing TDs against Louisville, becoming the first Mountaineer to score two rushing TDs in back-to-back games since Ryan Clarke in 2010
- ✓ Had a career day in a tough win at Rutgers, netting a career-best 110 rushing yards on a season-high 14 attempts for two touchdowns; first 100-yard rushing game of his career
- ✓ Opened WVU's scoring at RU with a career long 52-yard rushing score
- ✓ Netted 46 rushing yards at Syracuse, including a one-yard TD
- ✓ Had a strong day against Bowling Green and scored first career rushing touchdowns
- ✓ Saw significant time against LSU and earned 14 yards off four carries
- ✓ Saw first action of season at Maryland and ran six times for 20 yards
- ✓ Converted two third-down rushing attempts at Maryland

## 2011 Game-By-Game

Opponent	Att.	Net.	Avg.	TDs	Lg	Rec.	Yds.	TD
UNLV	6	32	5.3	0	12	0	0	0
Cincinnati	17	75	4.4	0	23	1	-1	0
at Louisville	7	36	5.1	0	12	0	0	0
at Pitt	16	71	4.4	0	19	0	0	0
Rutgers	8	28	3.5	0	8	0	0	0
NC State	2	6	3.0	0	3	2	12	0
<b>Totals</b>	<b>56</b>	<b>248</b>	<b>4.4</b>	<b>0</b>	<b>23</b>	<b>3</b>	<b>11</b>	<b>0</b>

## 2011 Game-By-Game

Opponent	Att.	Net.	Avg.	TDs	Lg	Rec.	Yds.	TD
Marshall				DNP				
Norfolk State				DNP				
at Maryland	6	20	3.3	0	7	0	0	0
LSU	4	14	3.5	0	7	0	0	0
Bowling Green	8	49	6.1	2	17	0	0	0
UConn	2	8	4.0	0	4	0	0	0
at Syracuse	9	46	5.1	1	12	0	0	0
at Rutgers	14	110	7.9	2	52	0	0	0
Louisville	11	45	4.1	2	12	0	0	0
at Cincinnati	7	6	0.9	1	5	1	6	0
Pitt	11	34	3.1	2	11	0	0	0
at USF	5	7	1.4	0	6	1	0	0
vs. Clemson	20	77	3.8	2	11	0	0	0
<b>Totals</b>	<b>97</b>	<b>416</b>	<b>4.3</b>	<b>12</b>	<b>52</b>	<b>2</b>	<b>6</b>	<b>0</b>

## 2011 Single-Game Bests

Rushing Yards	110 at Rutgers
Rushing Attempts	20 vs. Clemson
Rushing Touchdowns	2 (5 times)
Long Rush	52 at Rutgers
Receptions	1 at Cincinnati, at USF
Receiving Yards	6 at Cincinnati
Receiving Touchdowns	0
Long Reception	6 at Cincinnati

## Career Bests

Rushing Yards	110 at Rutgers (11)
Rushing Attempts	20 vs. Clemson (12)
Rushing Touchdowns	2 (5 times)
Long Rush	52 at Rutgers (11)
Receptions	2 vs. NC State (10)
Receiving Yards	12 vs. NC State (10)

## Alston's Rushing Statistics

Year	Games	Att.	Yards	Avg.	TD	Long
2011	11	97	416	4.3	12	52
2010	13	56	248	4.4	0	23
2009	5	6	18	3.0	0	8
<b>Totals</b>	<b>29</b>	<b>159</b>	<b>682</b>	<b>4.3</b>	<b>12</b>	<b>52</b>



**32 Ryan Clarke**  
**FB, 6-0, 228, r-Jr.**  
**Glen Burnie, Md.**

## 2011 Notes

- ✓ Two-year starter at fullback
- ✓ Gives the Mountaineers a big, strong blocker
- ✓ Earned the starting nod against Clemson in the Discover Orange Bowl; also started at Cincinnati and at USF
- ✓ Instrumental in WVU's rushing attack in second-half comeback win over Pitt
- ✓ Aided the Mountaineers in gaining 643 yards of total offense against Bowling Green, a Milan Puskar Stadium record
- ✓ Blocking helped offense gain 533 total yards against LSU
- ✓ Earned starts against Marshall and at Maryland
- ✓ Blocking helped WVU gain 92 rushing yards at Maryland

## 2011 Game-By-Game

Opponent	Att.	Net.	Avg.	TDs	Lg	Rec.	Yds.	TD
Marshall	0	0	0	0	0	0	0	0
Norfolk State	0	0	0	0	0	0	0	0
at Maryland	0	0	0	0	0	0	0	0
LSU	0	0	0	0	0	0	0	0
Bowling Green	0	0	0	0	0	0	0	0
UConn	0	0	0	0	0	0	0	0
at Syracuse	0	0	0	0	0	0	0	0
at Rutgers				DNP				
Louisville	0	0	0	0	0	0	0	0
at Cincinnati	0	0	0	0	0	0	0	0
Pitt	0	0	0	0	0	0	0	0
at USF	0	0	0	0	0	0	0	0
vs. Clemson	0	0	0	0	0	0	0	0
<b>Totals</b>	<b>0</b>	<b>0</b>	<b>0</b>	<b>0</b>	<b>0</b>	<b>0</b>	<b>0</b>	<b>0</b>

## 2010 Game-By-Game

Opponent	Att.	Net.	Avg.	TDs	Lg	Rec.	Yds.	TD
Coastal	5	15	3.0	1	5	0	0	0
at Marshall	5	27	5.4	0	23	0	0	0
Maryland	15	65	4.3	0	13	1	7	0
at LSU	7	12	1.7	0	5	0	0	0
UNLV	1	5	5.0	0	0	0	0	0
USF	10	27	2.7	0	6	0	0	0
Syracuse	4	8	2.0	1	3	0	0	0
at UConn	10	42	4.2	0	16	0	0	0
Cincinnati	7	29	4.1	0	8	0	0	0
at Louisville	3	22	7.3	1	17	0	0	0
at Pitt	6	28	4.7	2	15	0	0	0
Rutgers	7	11	1.6	3	4	1	9	0
<b>Totals</b>	<b>80</b>	<b>291</b>	<b>3.6</b>	<b>8</b>	<b>23</b>	<b>2</b>	<b>16</b>	<b>0</b>

## 2009 Game-By-Game

Opponent	Att.	Net.	Avg.	TDs	Lg	Rec.	Yds.	TD
Liberty	2	5	2.5	1	3	0	0	0
East Carolina	3	10	3.0	0	4	0	0	0
at Auburn	2	10	5.0	0	6	0	0	0
Colorado	5	22	4.4	2	8	1	9	0
at Syracuse	7	14	2.0	2	4	1	6	0
UConn	4	16	4.0	0	7	0	0	0
at USF	4	11	2.8	0	7	0	0	0
Louisville	1	3	3.0	0	3	0	0	0
at Cincinnati	5	60	12.0	1	37	0	0	0
Pitt	10	29	2.9	0	8	0	0	0
at Rutgers	14	58	4.1	1	24	0	0	0
Fla. State	3	12	4.0	1	5	0	0	0
<b>Totals</b>	<b>60</b>	<b>250</b>	<b>4.3</b>	<b>8</b>	<b>37</b>	<b>2</b>	<b>15</b>	<b>0</b>

## Clarke's Rushing Statistics

Year	Games	Att.	Yards	Avg.	TD	Long
2011	12	0	0	0	0	0
2010	13	80	291	3.6	8	23
2009	12	60	250	4.2	8	37
<b>Totals</b>	<b>37</b>	<b>140</b>	<b>541</b>	<b>3.9</b>	<b>16</b>	<b>37</b>

## 2011 Single-Game Bests

Rushing Yards	0
Rushing Attempts	0
Rushing Touchdowns	0
Long Rush	0
Receptions	0
Receiving Yards	0
Receiving Touchdowns	0
Long Reception	0

## Career Bests

Rushing Yards	65 vs. Maryland (10)
Rushing Attempts	15 vs. Maryland (10)
Rushing Touchdowns	3 vs. Rutgers (10)
Long Rush	37 at Cincinnati (09)
Receptions	1 (4 times)
Receiving Yards	9 vs. Rutgers (10), Colorado (09)
Receiving Touchdowns	0
Long Reception	9 vs. Rutgers (10), Colorado (09)



2012 DISCOVER ORANGE BOWL CHAMPIONS





**41** Ricky Kovatch  
FB, 6-1, 235, Sr.  
Dublin, Ohio

### 2011 Notes

- ✓ Gave the Mountaineers a big, strong blocker in backfield
- ✓ Also used on special teams
- ✓ Played in 51 games during his career
- ✓ Played in all 13 games this season
- ✓ Recovered blocked punt in win at USF

### 2011 Game-By-Game

Opponent	Att.	Net.	Avg.	TDs	Lg	Rec.	Yds.	TD
Marshall	0	0	0	0	0	0	0	0
Norfolk State	0	0	0	0	0	0	0	0
at Maryland	0	0	0	0	0	0	0	0
LSU	0	0	0	0	0	0	0	0
Bowling Green	0	0	0	0	0	0	0	0
UConn	0	0	0	0	0	0	0	0
at Syracuse	0	0	0	0	0	0	0	0
at Rutgers	0	0	0	0	0	0	0	0
Louisville	0	0	0	0	0	0	0	0
at Cincinnati	0	0	0	0	0	0	0	0
Pitt	0	0	0	0	0	0	0	0
at USF	0	0	0	0	0	0	0	0
vs. Clemson	0	0	0	0	0	0	0	0
<b>Totals</b>	<b>0</b>	<b>0</b>	<b>0</b>	<b>0</b>	<b>0</b>	<b>0</b>	<b>0</b>	<b>0</b>

### 2011 Single-Game Bests

Rushing Yards.....	0
Rushing Attempts.....	0
Rushing Touchdowns.....	0
Long Rush.....	0
Receptions.....	0
Receiving Yards.....	0

### Career Bests

Rushing Yards.....	0
Rushing Attempts.....	0
Rushing Touchdowns.....	0
Long Rush.....	0
Receptions.....	1 vs. LSU ('10)
Receiving Yards.....	19 vs. Pitt ('08)



**38** Matt Lindamood  
FB, 6-0, 236, r-Jr.  
Parkersburg, W.Va.

### 2011 Notes

- ✓ Gave the Mountaineers a big, strong blocker in backfield
- ✓ Earned first start of season against Louisville
- ✓ Also used extensively on special teams
- ✓ Returned to the field against UConn after missing three straight games with injury
- ✓ Saw playing time in every BIG EAST game

### 2011 Single-Game Bests

Rushing Yards.....	0
Rushing Attempts.....	0
Rushing Touchdowns.....	0
Long Rush.....	0
Receptions.....	0
Receiving Yards.....	0

### Career Bests

Rushing Yards.....	16 vs. UNLV ('10)
Rushing Attempts.....	4 vs. UNLV ('10)
Rushing Touchdowns.....	1 vs. UNLV ('10)
Long Rush.....	8 vs. UNLV ('10)
Receptions.....	1 vs. LSU ('10)
Receiving Yards.....	6 vs. LSU ('10)

### 2011 Game-By-Game

Opponent	Att.	Net.	Avg.	TDs	Lg	Rec.	Yds.	TD
Marshall	0	0	0	0	0	0	0	0
Norfolk State	0	0	0	0	0	0	0	0
at Maryland								
LSU								
Bowling Green								
UConn	0	0	0	0	0	0	0	0
at Syracuse	0	0	0	0	0	0	0	0
at Rutgers	0	0	0	0	0	0	0	0
Louisville	0	0	0	0	0	0	0	0
at Cincinnati	0	0	0	0	0	0	0	0
Pitt	0	0	0	0	0	0	0	0
at USF	0	0	0	0	0	0	0	0
vs. Clemson	0	0	0	0	0	0	0	0
<b>Totals</b>	<b>0</b>	<b>0</b>	<b>0</b>	<b>0</b>	<b>0</b>	<b>0</b>	<b>0</b>	<b>0</b>

### Academic Bowl Championship Series

✓ The 2011 season marked the fifth year that the New America Foundation's High Ed Watch Blog has used its own criteria to compile a Top 25 called "Academic Bowl Championship Series".

Four different calculations are used in the Academic BCS: the football team's graduation rate relative to the school overall; the difference between black and white graduation rates on the team; the difference between black and white graduation rates at the school overall; and the difference between the graduation rates of black players on the football team and the school's overall black student population.

They use the standard 4-class average graduation rate in the BCS rankings. This rate does not take into account students that transfer out of a college or leave to play professionally. Using this rate allows the best comparison of a football team's graduation rate to the overall graduation rate of students at that college.

Also important is the pool that our BCS ranking draws from. Each Top 25 team in the Bowl Championship Series' final standings is used, thus, the teams in the Academic BCS have displayed prominence on the field and, in the case of the top-ranked teams, in the classroom.

The NCAA has its own measure of academic success, the academic progress rate, which measures whether a team is moving its players towards graduation. With the APR, teams get points for eligibility (having players who have good enough grades to play sports) and for retention (having players who don't drop out of college). Higher Ed Watch takes the APR into account in our formula, but assigns less weight to it than it does for other measures that we believe are more important.

### Academic Bowl Championship Series

#### 2011 Top 10 Rankings

School	Final Score
1. Penn State	117
2. Boise State	107
3. TCU	104
4. Stanford	100
5. Alabama	78.7
<b>6. West Virginia</b>	<b>75.7</b>
7. Georgia	72.3
8. Southern Miss	69.3
9. Kansas State	68.7
10. Nebraska	64

#### WVU's Year-by-Year Rankings

Year	Final Ranking
2007	9
2008	17
2009	N/A
2010	11
2011	6





**1**  
**Tavon Austin**  
**IR, 5-9, 176, Jr.**  
**Baltimore, Md.**

### 2011 Notes

- ✓ Started at wide receiver in 2010
- ✓ Moved to inside receiver during 2011 spring
- ✓ Played in 39 career games and started 26
- ✓ First Team all-BIG EAST (Coaches, *Phil Steele*)
- ✓ Named to Yahoo! Sports, CBSsports.com and collegefootballnews.com's all-bowl teams as a wide receiver
- ✓ Named to ESPN.com's all-bowl team as an all-purpose player
- ✓ Ended the season as the nation's top all-purpose runner with 198.0 ypg/avg.
- ✓ Finished the season with 101 catches, a WVU single-season record
- ✓ One of two receivers to have 100 or more catches in BIG EAST Conference history
- ✓ One of four WVU receivers to finish with 1,000 or more receiving yards in a season (1,186)
- ✓ Ranked No. 8 in the NCAA, No. 2 in the BIG EAST, in receptions (7.8 p/g), and No. 23 in the nation, No. 3 in the BIG EAST, in receiving yards (91.2 yds/g)
- ✓ Also ranked No. 4 in the conference in scoring TDs (5.1 ppg)
- ✓ Caught an Orange Bowl and BCS record four touchdowns on 12 receptions, also a bowl record, in win over Clemson; his four TD catches were a WVU bowl and school record, while his 12 catches tied a school record
- ✓ Four TDs against Clemson were a career high and set WVU bowl record for points in a game (24)
- ✓ Finished with 123 receiving yards against Clemson, fifth 100-yard receiving game of the season and the seventh of his career
- ✓ Tallied a game-best and Orange Bowl record 280 all-purpose yards, including 117 on kick returns
- ✓ Caught a game-best seven catches at USF; also netted a game-best 208 all-purpose yards
- ✓ Caught a game-best 10 passes for 102 yards, also a game best, in win over Pitt
- ✓ Caught a nine-yard pass to convert a critical fourth-and-six in fourth quarter on game-winning drive vs. Panthers
- ✓ Grabbed a game-best nine passes for 126 yards, also a game high, at Cincinnati; also had a game-best 249 all-purpose yards
- ✓ Scored his second TD in as many games against Louisville with a 25-yard reception on game's opening drive
- ✓ Tallied a game-best 271 all-purpose yards in UofL game
- ✓ Exploded for a game-best 163 all-purpose yards in tough conditions at Rutgers, including a career best 80-yard touchdown run. WVU's longest rush from scrimmage this season
- ✓ Rushed for a score at Rutgers, WVU's longest since Noel Devine scored on an 88-yard run against Pitt on Nov. 27, 2009

- ✓ Also tallied a game-best eight catches and 67 receiving yards for one score at Rutgers
- ✓ Has now scored a rushing and receiving TD against Rutgers in consecutive games
- ✓ Had 120 all-purpose yards at Syracuse, including 60 receiving yards on six catches
- ✓ Connected with Geno Smith on a 12-yard pass against UConn that sparked WVU's 23-point third quarter; finished with a team-best seven catches
- ✓ Caught a game-high 11 passes for 187 yards, also a game- and career-best, against LSU; yardage was eighth-best single game total in WVU history
- ✓ Finished with 287 all-purpose yards against LSU, the sixth-best WVU single-game total and the No. 27 single-game mark in NCAA in 2011
- ✓ Connected with Smith on a career long 72-yard reception against LSU
- ✓ Tallied a game-best 122 receiving yards on 11 receptions at Maryland
- ✓ One of three players to finish with over 100 yards receiving at Maryland, the first time three players have netted at least 100 yards on catches in WVU history and the first time since 1998 WVU has had multiple 100-yard receivers
- ✓ Caught a team-best six passes and collected a game-high 193 all-purpose yards, including 82 receiving yards, against Norfolk State
- ✓ Connected on a three-yard pass with Smith against Norfolk State for first offensive TD of 2011
- ✓ Had a game-best 190 all-purpose yards in season-opening win over Marshall

### 2011 Game-By-Game

Opponent	No.	Yards	Avg.	TDs	Lg
Marshall	3	32	10.67	0	20
Norfolk State	6	82	13.67	1	45
at Maryland	11	122	11.09	0	47
LSU	11	187	17.0	0	72
Bowling Green	4	67	16.75	0	32
UConn	7	74	10.57	1	21
at Syracuse	6	60	10.0	0	16
at Rutgers	8	67	8.38	1	20
Louisville	7	90	12.86	1	25
at Cincinnati	9	126	14.0	0	39
Pitt	10	102	10.2	0	25
at USF	7	54	7.71	0	30
vs. Clemson	12	123	10.25	4	37
<b>Totals</b>	<b>101</b>	<b>1,186</b>	<b>11.7</b>	<b>8</b>	<b>72</b>

### 2010 Game-By-Game Receptions

Opponent	No.	Yards	Avg.	TDs	Lg
Coastal	5	90	18.0	0	33
at Marshall	9	85	9.4	0	21
Maryland	7	106	15.1	2	29
at LSU	3	33	11.0	0	17
UNLV	3	52	17.3	0	41
USF	5	47	9.4	0	29
Syracuse	5	32	6.4	1	11
at UConn	5	41	8.2	0	14
Cincinnati	2	42	21.0	2	32
at Louisville	1	25	25.0	0	25
at Pitt	2	83	41.5	2	71
Rutgers	6	121	20.2	1	43
NC State	5	30	6.0	0	14
<b>Totals</b>	<b>58</b>	<b>787</b>	<b>13.6</b>	<b>8</b>	<b>71</b>

### 2009 Game-By-Game Receptions

Opponent	No.	Yards	Avg.	TDs	Lg
Liberty	1	3	3.0	0	3
East Carolina	2	59	29.5	1	58
at Auburn	1	5	5.0	0	5
Colorado	1	9	9.0	0	9
at Syracuse	3	27	9.0	0	15
Marshall	1	-5	0	0	0
UConn	0	0	0	0	0
at USF	1	13	13.0	0	13
Louisville	0	0	0	0	0
at Cincinnati	0	0	0	0	0
Pitt	3	12	4.0	0	9
at Rutgers	1	9	9.0	0	9
Florida State	1	19	19.0	0	19
<b>Totals</b>	<b>15</b>	<b>151</b>	<b>10.1</b>	<b>1</b>	<b>58</b>

### 2011 Single-Game Bests

Rushing Yards	.....96 at Rutgers
Rushing Attempts	.....4 at USF
Rushing Touchdowns	.....1 at Rutgers
Long Rush	.....80 at Rutgers
Receptions	.....12 vs. Clemson
Receiving Yards	.....187 vs. LSU
Receiving Touchdowns	.....4 vs. Clemson
Long Reception	.....72 vs. LSU

### Career Bests

Rushing Yards	.....96 at Rutgers (11)
Rushing Attempts	.....4 at USF (11)
Rushing Touchdowns	.....1 vs. Louisville (09), at Rutgers (11)
Long Rush	.....80 at Rutgers (11)
Receptions	.....12 vs. Clemson (12)
Receiving Yards	.....187 vs. LSU (11)
Receiving Touchdowns	.....4 vs. Clemson (11)
Long Reception	.....72 vs. LSU (11)

### Austin's Receiving Statistics

Year	Games	No.	Yards	Avg.	TD	Long
2011	13	101	1,186	11.7	8	72
2010	13	58	787	13.6	8	71
2009	13	15	151	10.1	1	58
<b>Totals</b>	<b>39</b>	<b>174</b>	<b>2,124</b>	<b>12.2</b>	<b>17</b>	<b>72</b>

### Austin's Rushing Statistics

Year	Games	Att.	Yards	Avg.	TD	Long
2011	13	16	182	11.4	1	80
2010	13	16	162	10.1	1	46
2009	13	6	47	7.8	1	19
<b>Totals</b>	<b>39</b>	<b>38</b>	<b>390</b>	<b>10.3</b>	<b>3</b>	<b>80</b>



### Game Records

Receiving Yardage	Catches/Yards
Chris Henry vs. Syracuse/2003	6/209
Pat Greene vs. Pitt/1997	12/205
Rahsaan Vanterpool vs. Pitt/1994	9/205
David Saunders vs. Boston College/1996	8/191
Calvin Phillips vs. Cal State Fullerton/1988	5/190
Oscar Patrick vs. Penn State/1968	10/190
Shawn Foreman vs. Missouri/1998	11/189
<b>Tavon Austin vs. LSU/2011</b>	<b>11/187</b>
Zach Abraham vs. Pitt/1994	6/180
Antonio Brown vs. East Carolina/2000	6/179
<b>Stedman Bailey vs. Connecticut/2011</b>	<b>7/178</b>
David Saunders vs. Rutgers/1996	11/178

### Receptions

Receptions	Catches/Yards
<b>Tavon Austin vs. Clemson/2012</b>	<b>12/123</b>
Jock Sanders vs. Auburn/2009	12/115
David Saunders vs. Miami/1998	12/89
Shawn Foreman vs. Georgia Tech/1997	12/110
Pat Greene vs. Pitt/1997	12/205
Mickey Walczak vs. Syracuse/1981	12/84
Shawn Foreman vs. Missouri/1998	11/189
<b>Tavon Austin vs. LSU/2011</b>	<b>11/187</b>
David Saunders vs. Rutgers/1996	11/178
<b>Tavon Austin vs. Maryland/2011</b>	<b>11/122</b>
<b>Tavon Austin vs. Pitt/2011</b>	<b>10/102</b>
Jock Sanders vs. USF/2010	10/31
Noel Devine vs. Marshall/2010	10/62
Antonio Brown vs. Maryland/2001	10/108
Shawn Foreman vs. Boston College/1997	10/153
Rahsaan Vanterpool vs. Ball State/1994	10/115
Mark Raugh vs. Syracuse/1981	10/91
Oscar Patrick vs. Penn State/1968	10/190

### All-Purpose Running

All-Purpose Running	Yards
Garrett Ford Sr. vs. Pitt/1965	356
Steve Slaton vs. Pitt/2006	345
Kay-Jay Harris vs. East Carolina/2004	337
Kerry Marbury vs. Temple/1971	323
Robert Gresham vs. Richmond/1969	312
<b>Dustin Garrison vs. Bowling Green/2011</b>	<b>295</b>
<b>Tavon Austin vs. LSU/2011</b>	<b>289</b>
Rahsaan Vanterpool vs. Pitt/1994	284
Amos Zereoue vs. Syracuse/1998	282
<b>Tavon Austin vs. Clemson/2012</b>	<b>280</b>
Avon Cobourne vs. East Carolina/2002	274
<b>Tavon Austin vs. Louisville/2011</b>	<b>271</b>
Danny Buggs vs. William & Mary/1972	268
Amos Zereoue vs. Tulsa/1998	257

-- includes rushing, receiving, kickoff return and punt return yards

### Season Records

Receiving Yards	Catches/Yards
<b>Stedman Bailey/2011</b>	<b>72/1,279</b>
<b>Tavon Austin/2011</b>	<b>101/1,186</b>
David Saunders/1996	76/1,043
Chris Henry/2003	41/1,006

### Receptions

Receptions	Catches/Yards
<b>Tavon Austin/2011</b>	<b>101/1,186</b>
David Saunders/1998	77/883
Shawn Foreman/1997	77/928
David Saunders/1996	76/1,043
<b>Stedman Bailey/2011</b>	<b>72/1,279</b>



Tavon Austin

Jock Sanders/2009	72/688
Jock Sanders/2010	69/728
Darius Reynaud/2007	64/733
Mark Raugh/1981	64/601
Shawn Foreman/1998	63/948
Tavon Austin/2010	58/787
Jock Sanders/2008	53/462
Khori Ivy/1999	53/666
Chris Henry/2004	52/872
Antonio Brown/2000	51/877
Rich Hollins/1983	50/781
Oscar Patrick/1968	50/770
Antonio Brown/1999	50/462
Rahsaan Vanterpool/1994	50/849
<b>Ivan McCartney/2011</b>	<b>49/585</b>

### Touchdown Receptions

<b>Stedman Bailey/2011</b>	<b>12</b>
Darius Reynaud/2007	12
Chris Henry/2004	12
Reggie Rember/1989	11
Chris Henry/2003	10
Cedric Thomas/1980	10
<b>Tavon Austin/2011</b>	<b>8</b>
Tavon Austin/2010	8
Brandon Myles/2006	8
Shawn Foreman/1998	8
David Saunders/1998	8
Cedric Thomas/1977	8
Danny Buggs/1972	8
Jim Braxton/1970	8

### All-Purpose Running

All-Purpose Running	Rush/Rec/PR/KR/Yds
<b>Tavon Austin/2011</b>	<b>182/1,186/268/938/2,574</b>
Steve Slaton/2006	1,744/306/0/0/2,104
Avon Cobourne/2002	1,710/146/0/0/1,856
Amos Zereoue/1998	1,462/184/0/168/1,814
Noel Devine/2009	1,465/177/0/100/1,742

### Career Records

Receptions	Yards/Catches
Jock Sanders/2007-10	1,980/206
David Saunders/1995-98	2,608/191
<b>Tavon Austin/2009-11</b>	<b>2,124/174</b>
Shawn Foreman/1995-98	2,347/169

### Touchdown Receptions

Cedric Thomas/1976-80	23
Chris Henry/2003-04	22
Darius Reynaud/2005-07	19
Khori Ivy/1997-2000	19
David Saunders/1995-98	18
Reggie Rember/1988-89	18
<b>Tavon Austin/2009-11</b>	<b>17</b>
<b>Stedman Bailey/2010-11</b>	<b>16</b>
Shawn Foreman/1995-98	16
Rich Hollins/1981-83	16

### Receiving Yards

Receiving Yards	Catches/Yards
David Saunders/1995-98	191/2,608
Khori Ivy/1997-2000	160/2,402
Shawn Foreman/1995-98	169/2,347
<b>Tavon Austin/2009-11</b>	<b>174/2,124</b>
Rahsaan Vanterpool/1993-96	126/2,022

### 100-Yard Receiving Games

9	David Saunders
<b>7</b>	<b>Tavon Austin, Stedman Bailey, Shawn Foreman</b>
6	Danny Buggs, Chris Henry, Oscar Patrick, Rahsaan Vanterpool
5	Jay Kearney

### All-Purpose Yards

All-Purpose Yards	Rush/Rec/PR/KR	Yards
Noel Devine/2007-10	4,315/710/0/736	5,761
Avon Cobourne/1999-2002	5,164/459/0/0	5,623
Steve Slaton/2005-07	3,923/805/0/47	4,775
Amos Zereoue/1996-98	4,086/374/0/168	4,628
Pat White/2005-08	4,480/0/0/0	4,480
<b>Tavon Austin/2009-11</b>	<b>390/2,124/268/1,594</b>	<b>4,376</b>
Arthur Owens/1972-75	2,648/149/52/1,122	3,971
Rahsaan Vanterpool/1993-96	144/2,022/521/1,163	3,850





# Mountaineer Receivers



## Class Records

Sophomore Receiving	Catches/Yards
David Saunders/1996.....	76/1,043
<b>Stedman Bailey.....</b>	<b>72/1,279</b>
Tavon Austin/2010.....	58/787
Jock Sanders/2008.....	53/462
Rahsaan Vanterpool/1994.....	50/849
Antonio Brown/1999.....	50/462
<b>Ivan McCartney/2011.....</b>	<b>49/585</b>
Steve Lewis/1976.....	48/737

Junior Receiving	Catches/Yards
<b>Tavon Austin/2011.....</b>	<b>101/1,186</b>
Shawn Foreman/1997.....	77/928
Jock Sanders/2009.....	72/688

## BIG EAST Records

Game Points	
Willis McGahee, Miami v. Virginia Tech, 2002.....	36
Steve Slaton, West Virginia v. Louisville, 2005.....	36
Walter Reyes, Syracuse v. Notre Dame, 2003.....	30
Lee Suggs, Virginia Tech v. UCF, 2000.....	30
Isaiah Pead, Cincinnati v. Rutgers, 2010.....	30
Terrell Willis, Rutgers v. Army, 1993.....	26
<b>Tavon Austin, West Virginia v. Clemson, 2011.....</b>	<b>24</b>
42 Times.....	24

Most Touchdowns	
Willis McGahee, Miami v. Virginia Tech, 2002.....	6
Steve Slaton, West Virginia v. Louisville, 2005.....	6
Walter Reyes, Syracuse v. Notre Dame, 2003.....	5
Lee Suggs, Virginia Tech v. UCF, 2000.....	5
Isaiah Pead, Cincinnati v. Rutgers, 2010.....	5
<b>Tavon Austin, West Virginia v. Clemson, 2011.....</b>	<b>4</b>
41 Times.....	4

Receptions	
Mohamed Sanu, Rutgers v. Ohio, 2011.....	16
Mohamed Sanu, Rutgers v. Army, 2011.....	13
7 others.....	13
<b>Tavon Austin, WVU v. Clemson, 2012.....</b>	<b>12</b>
13 others.....	12

Touchdown Catches	
<b>Tavon Austin/WVU v. Clemson, 2011.....</b>	<b>4</b>
Chris Brantley, Rutgers v. Virginia Tech, 1992.....	4
Billy Davis, Pitt v. Rutgers/1994.....	4
Ernest Wiliford, Virginia Tech v. Syracuse, 2002.....	4
Mark Harrison, Rutgers v. Cincinnati, 2010.....	4

Longest Kickoff Return	
<b>Tavon Austin/WVU v. Marshall, 2011.....</b>	<b>100</b>
18 Times.....	100

Kickoff Return Touchdowns	
<b>Tavon Austin/WVU v. Marshall, at USF, 2011.....</b>	<b>1</b>
76 Times.....	1

Season Receptions	
Mohamed Sanu, Rutgers, 2011.....	115
<b>Tavon Austin, WVU, 2011.....</b>	<b>101</b>
Larry Fitzgerald, Pitt, 2003.....	92



Catches Per Game	
Mohamed Sanu, Rutgers, 2011.....	8.8
<b>Tavon Austin, WVU, 2011.....</b>	<b>7.8</b>
Tres Moses, Rutgers, 2004.....	7.4

Receiving Yards	
Larry Fitzgerald, Pitt, 2003.....	1,679
Kenny Britt, Rutgers, 2008.....	1,371
Antonio Bryant, Pitt, 2000.....	1,302
Greg Lee, Pitt, 2004.....	1,297
<b>Stedman Bailey, West Virginia, 2011.....</b>	<b>1,279</b>
Mardy Gilyard, Cincinnati, 2008.....	1,276
Harry Douglas, Louisville, 2006.....	1,275
Kenny Britt, Rutgers, 2007.....	1,232
Mohamed Sanu, Rutgers, 2011.....	1,206
Mardy Gilyard, Cincinnati, 2009.....	1,191
<b>Tavon Austin, West Virginia, 2011.....</b>	<b>1,186</b>

100-Yard Receiving Games	
Larry Fitzgerald, Pitt, 2003.....	10
Kenny Britt, Rutgers, 2008.....	8
<b>Stedman Bailey, West Virginia, 2011.....</b>	<b>7</b>
Jonathan Baldwin, Pitt, 2009.....	7
Marvin Harrison, Syracuse, 1995.....	7

Receiving Yards Per Game	
Antonio Bryant, Pitt, 2000.....	130.2
Larry Fitzgerald, Pitt, 2003.....	128.6
Harry Douglas, Louisville, 2007.....	115.9
Kenny Britt, Rutgers, 2008.....	114.2
Greg Lee, Pitt, 2004.....	108.1
Marvin Harrison, Syracuse, 1995.....	102.8
Latef Grim, Pitt, 1999.....	100.5
<b>Stedman Bailey, 2011.....</b>	<b>98.4</b>

Touchdown Catches	
Larry Fitzgerald, Pitt, 2003.....	22
Marcus Barnett, Cincinnati, 2007.....	13
Terry Murphy, Pitt, 2007.....	13
<b>Stedman Bailey, WVU, 2011.....</b>	<b>12</b>
Darius Reynaud, WVU, 2007.....	12
Chris Henry, WVU, 2003.....	12
Larry Fitzgerald, Pitt, 2002.....	12

All-Purpose Yards	
Mardy Gilyard, Cincinnati, 2009.....	2,690
<b>Tavon Austin, West Virginia, 2011.....</b>	<b>2,574</b>
Terrell Willis, Rutgers, 1993.....	2,026

Kickoff Return Yardage	
Max Suter, Syracuse, 2007.....	1,299
Mardy Gilyard, Cincinnati, 2009.....	1,281
RD Abernathy, Cincinnati, 2011.....	1,034
Jeremiah Kobena, Syracuse, 2011.....	1,027
Mardy Gilyard, Cincinnati, 2008.....	994
Joe Lefeged, Rutgers, 2010.....	948
Michael Holmes, Syracuse, 2009.....	941
Lowell Robinson, Pitt, 2007.....	940
<b>Tavon Austin, West Virginia, 2011.....</b>	<b>938</b>

Kickoff Return Touchdowns	
<b>Tavon Austin, WVU, 2011.....</b>	<b>2</b>
12 times.....	2





**3 Stedman Bailey**  
WR, 5-10, 190, r-So.  
Miramar, Fla.

### 2011 Notes

- ✓ Two-year starter at wide receiver
- ✓ First Team All-BIG EAST (*Phil Steele, ESPN.com*)
- ✓ Second Team all-BIG EAST (Coaches)
- ✓ Ended the year with 1,279 receiving yards, a WVU single-season best mark
- ✓ Ranks No. 13 in the NCAA, No. 1 in the BIG EAST, in receiving yards (98.4 yds./g); also tied for No. 52 in NCAA, No. 4 in the BIG EAST, in receptions (5.5 p/game)
- ✓ Also No. 3 in the BIG EAST in TD scoring (5.5 ppg)
- ✓ Named the BIG EAST Offensive Player of the Week on Oct. 10
- ✓ Set school record for consecutive 100-yard receiving games (5): Maryland, LSU, Bowling Green, UConn and Syracuse
- ✓ Paced team with 12 TDs
- ✓ Averaged one TD on every 6.0 catches this season
- ✓ Caught five catches for 82 yards in Orange Bowl, including a six-yard touchdown
- ✓ Crucial in WVU's game-tying and game-winning drives at USF, catching four combined passes for 55 yards, including a 26-yard reception on fourth-and-10 that put WVU in position for the game-winning field goal; caught a game-best seven catches for a game-best 80 yards in victory
- ✓ Named WVU's Offensive Player of the Week with 80 yards on three catches in win over Pitt, including a 63-yard touchdown reception, WVU's first score of the game
- ✓ Had his seventh 100-yard receiving game of season with 104 yards on six catches at Cincinnati
- ✓ Connected with Geno Smith on a 59-yard score at UC, the team's first TD of the day
- ✓ Had a game-best 118 yards on a career-best eight catches vs. Louisville
- ✓ Caught two TD passes against the Cards for his second multiple-score game of 2011
- ✓ Scored on a 9-yard grab at Rutgers
- ✓ Netted a game-best 130 receiving yards on seven catches at Syracuse
- ✓ Fought with two SU defenders for ball and scored a spectacular 64-yard touchdown
- ✓ Exploded against UConn, catching a game-best seven passes for a career-high 178 yards and two TDs
- ✓ Tallied an 84-yard TD reception, a career-long catch, against the Huskies, WVU's fifth-longest scoring reception from scrimmage in program history
- ✓ His 84-yard TD catch was WVU's longest since Tito Gonzales' 79-yard TD (from Pat White) vs. Oklahoma in the 2008 Fiesta Bowl
- ✓ Had a game-best 112 receiving yards on four catches against Bowling Green
- ✓ Caught a career-best eight passes for 115 yards against LSU

- ✓ Caught a 20-yard TD against LSU, the team's first score of game
- ✓ Caught a career-high eight passes for 113 yards in start at Maryland, including an 18-yard TD
- ✓ One of three players to finish with over 100 yards receiving at Maryland, the first time three players have netted at least 100 yards on catches in WVU history and the first time since 1998 WVU has had multiple 100-yard receivers
- ✓ Paced the team with a game-best 76 receiving yards in season-opening win over Marshall

### 2011 Game-By-Game

Opponent	No.	Yards	Avg.	TDs	Lg
Marshall	5	76	15.2	1	28
Norfolk State	2	40	20.0	0	40
at Maryland	8	113	14.13	1	34
LSU	8	115	14.38	1	20
Bowling Green	4	112	28.0	0	33
UConn	7	178	25.43	2	84
at Syracuse	7	130	18.57	1	64
at Rutgers	2	51	25.5	1	32
Louisville	8	118	14.75	2	46
at Cincinnati	6	104	17.33	1	59
Pitt	3	80	26.7	0	63
at USF	7	80	11.43	0	26
vs. Clemson	5	82	16.4	1	30
<b>Totals</b>	<b>72</b>	<b>1,279</b>	<b>17.8</b>	<b>12</b>	<b>84</b>

### 2010 Game-By-Game

Opponent	No.	Yards	Avg.	TDs	Lg
at Marshall	5	72	14.4	0	30
Maryland	4	60	15.0	2	26
at LSU	1	5	5.0	1	5
UNLV	1	17	17.0	0	17
USF	2	41	20.5	0	32
at UConn	4	36	9.0	0	20
at Pitt	1	9	9.0	0	9
Rutgers	2	16	8.0	0	11
NC State	4	61	15.3	1	32
<b>Totals</b>	<b>24</b>	<b>317</b>	<b>13.2</b>	<b>4</b>	<b>32</b>

### 2011 Single-Game Bests

Receptions.....	8 (3 times)
Receiving Yards.....	178 vs. UConn
Receiving Touchdowns.....	2 vs. UConn, Louisville
Long Reception.....	84 vs. UConn

### Career Bests

Receptions.....	8 (3 times)
Receiving Yards.....	178 vs. UConn (11)
Receiving Touchdowns.....	2 (3 times)
Long Reception.....	84 vs. UConn (11)

### Bailey's Receiving Statistics

Year	Games	No.	Yards	Avg.	TD	Long
2011	13	72	1,279	17.8	12	84
2010	13	24	317	13.2	4	32
<b>Totals</b>	<b>26</b>	<b>96</b>	<b>1,596</b>	<b>16.6</b>	<b>16</b>	<b>84</b>



**5 Ivan McCartney**  
WR, 6-3, 178, So.  
Miami, Fla.

### 2011 Notes

- ✓ Started 10 games at wide receiver
- ✓ Third Team all-BIG EAST (*Phil Steele*)
- ✓ Ranks No. 7 in the BIG EAST in receptions (3.8 per game) and No. 9 in receiving yards (45.0 yds./g)
- ✓ Caught two passes for 13 yards in Orange Bowl
- ✓ Caught four passes for 61 yards against Louisville
- ✓ Tallied a career-best 131 receiving yards against UConn, including a 51-yard catch, also a career best
- ✓ Grabbed a game-best five catches for 54 yards against Bowling Green
- ✓ Connected with Geno Smith on a 33-yard TD, WVU's first of the game, against the Falcons
- ✓ Tallied 59 yards on six catches in against LSU
- ✓ Caught a career-best eight catches for 101 yards, in second career start at Maryland
- ✓ One of three players to finish with over 100 yards receiving at Maryland, the first time three players have netted at least 100 yards on catches in WVU history and the first time since 1998 WVU has had multiple 100-yard receivers
- ✓ Earned first career start against Norfolk State
- ✓ Caught four passes for 79 yards, including a 39-yard TD, against Norfolk State
- ✓ Recorded first career touchdown and five receptions in season-opening win over Marshall

### 2011 Game-By-Game

Opponent	No.	Yards	Avg.	TDs	Lg
Marshall	5	31	6.2	1	9
Norfolk State	4	79	19.75	1	39
at Maryland	8	101	12.63	0	36
LSU	6	59	9.83	0	20
Bowling Green	5	54	10.8	1	33
UConn	6	131	21.83	0	51
at Syracuse	1	9	9.0	0	9
at Rutgers	2	11	5.5	0	7
Louisville	4	61	15.25	0	46
at Cincinnati	2	20	10.0	0	17
Pitt	3	5	1.67	0	5
at USF	1	11	11.0	0	11
vs. Clemson	2	13	6.5	0	9
<b>Totals</b>	<b>49</b>	<b>585</b>	<b>11.9</b>	<b>3</b>	<b>51</b>

### 2011 Single-Game Bests

Receptions.....	8 at Maryland
Receiving Yards.....	131 vs. UConn
Receiving Touchdowns.....	1 (3 times)
Long Reception.....	51 vs. UConn

### Career Bests

Receptions.....	8 at Maryland (11)
Receiving Yards.....	131 vs. UConn (11)
Receiving Touchdowns.....	1 (3 times)
Long Reception.....	51 vs. UConn (11)

### McCartney's Receiving Statistics

Year	Games	No.	Yards	Avg.	TD	Long
2011	13	49	585	11.9	3	51
2010	12	1	4	4.0	0	4
<b>Totals</b>	<b>25</b>	<b>50</b>	<b>589</b>	<b>11.8</b>	<b>3</b>	<b>51</b>



## Mountaineer Receivers



**80** Ryan Nehlen  
WR, 6-2, 203, r-Jr.  
Morgantown, W.Va.

### 2011 Notes

- ✓ Added depth at wide receiver
- ✓ Given the Tom Nickolich Award, WVU's top walk-on
- ✓ Awarded scholarship after spring drills
- ✓ Used on special teams
- ✓ Caught one pass in two of the last five games
- ✓ Caught a career best 21-yard reception in UConn win
- ✓ Caught first career TD, a 15-yard strike, against Bowling Green; score came against team grandfather Don Nehlen once coached
- ✓ Saw playing time against LSU
- ✓ Caught first career catch, converting a third-down attempt with a huge 13-yard fourth quarter reception, at Maryland; catch kept drive alive and lead to victory-preserving field goal
- ✓ Earned first career start against Marshall

### 2011 Game-By-Game

Opponent	No.	Yards	Avg.	TDs	Lg
Marshall	0	0	0	0	0
Norfolk State	0	0	0	0	0
at Maryland	1	13	13.0	0	13
LSU	0	0	0	0	0
Bowling Green	1	15	15	1	15
UConn	1	21	21.0	0	21
at Syracuse	0	0	0	0	0
at Rutgers	0	0	0	0	0
Louisville	1	7	7.0	0	7
at Cincinnati	1	8	8.0	0	8
Pitt	0	0	0	0	0
at USF	0	0	0	0	0
vs. Clemson	0	0	0	0	0
<b>Totals</b>	<b>5</b>	<b>64</b>	<b>12.8</b>	<b>1</b>	<b>21</b>

### 2011 Single-Game Bests

Receptions.....1 (5 times)  
 Receiving Yards.....21 vs. UConn  
 Receiving Touchdowns.....1 vs. Bowling Green  
 Long Reception.....21 vs. UConn

### Career Bests

Receptions.....1 (5 times)  
 Receiving Yards.....21 vs. UConn (11)  
 Receiving Touchdowns.....1 vs. Bowling Green (11)  
 Long Reception.....21 vs. UConn (11)

### Nehlen's Receiving Statistics

Year	Games	No.	Yards	Avg.	TD	Long
2011	13	5	64	12.8	1	21
2010	6	0	0	0	0	0
2009	2	0	0	0	0	0
<b>Totals</b>	<b>21</b>	<b>5</b>	<b>64</b>	<b>12.8</b>	<b>1</b>	<b>21</b>



**89** Tyler Urban  
IR, 6-5, 251, Sr.  
N. Huntingdon, Pa.

### 2011 Notes

- ✓ Starter at inside receiver
- ✓ Played tight end first three years of career
- ✓ Played in 50 career games and started 22
- ✓ Had a season- and career-best day against Pitt, snagging four catches for a 41 yards, including a season-long catch of 19 yards
- ✓ Caught two passes for 19 yards at Cincinnati, including a long catch of 15 yards
- ✓ Crucial cog in WVU's passing game at Rutgers, making two tough catches for 29 yards
- ✓ Nabbed a season long 19-yard catch vs. UConn
- ✓ Talled a 14-yard reception against Bowling Green
- ✓ Caught a career-best three passes, including a 12-yard TD, against LSU
- ✓ 16-yard reception against LSU was longest since 2009
- ✓ Connected with Geno Smith for a 12-yard TD against Norfolk State, his first score of 2011

### 2011 Game-By-Game

Opponent	No.	Yards	Avg.	TDs	Lg
Marshall	1	8	8.0	0	8
Norfolk State	2	20	10.0	1	12
at Maryland	1	3	3.0	0	3
LSU	3	33	11.0	1	16
Bowling Green	1	14	14.0	0	14
UConn	2	25	12.5	0	19
at Syracuse	0	0	0	0	0
at Rutgers	2	29	14.5	0	16
Louisville	1	18	18.0	0	18
at Cincinnati	2	19	9.5	0	15
Pitt	4	41	10.25	0	19
at USF	1	16	16.0	0	16
vs. Clemson	0	0	0	0	0
<b>Totals</b>	<b>20</b>	<b>226</b>	<b>11.3</b>	<b>2</b>	<b>19</b>

### 2010 Game-By-Game

Opponent	No.	Yards	Avg.	TDs	Lg
Coastal Carolina	2	5	2.5	0	4
Cincinnati	1	2	2.0	0	2
<b>Totals</b>	<b>3</b>	<b>7</b>	<b>2.5</b>	<b>0</b>	<b>4</b>

### 2009 Game-By-Game

Opponent	No.	Yards	Avg.	TDs	Lg
Liberty	2	49	24.5	0	33
at Colorado	1	9	9.0	0	9
at Syracuse	1	14	14.0	0	14
UConn	1	1	1.0	1	1
at USF	1	8	8.0	0	8
Louisville	2	28	14.0	0	22
at Cincinnati	1	4	4.0	0	4
Pitt	1	4	4.0	0	4
<b>Totals</b>	<b>10</b>	<b>117</b>	<b>11.7</b>	<b>1</b>	<b>33</b>

### 2008 Game-By-Game

Opponent	No.	Yards	Avg.	TDs	Lg
Rutgers	1	25	25.0	1	25
USF	1	12	12.0	1	12
vs. UNC	2	42	21.0	0	23
<b>Totals</b>	<b>4</b>	<b>79</b>	<b>19.8</b>	<b>2</b>	<b>25</b>

### 2011 Single-Game Bests

Receptions.....4 vs. Pitt  
 Receiving Yards.....41 vs. Pitt  
 Receiving Touchdowns.....1 vs. Norfolk State, LSU  
 Long Reception.....19 vs. UConn, Pitt

### Career Bests

Receptions.....4 vs. Pitt (11)  
 Receiving Yards.....49 vs. Liberty (09)  
 Receiving Touchdowns.....1 (5 times)  
 Long Reception.....33 vs. Liberty (09)

### Urban's Receiving Statistics

Year	Games	No.	Yards	Avg.	TD	Long
2011	13	20	226	11.3	2	19
2010	11	3	7	2.3	0	4
2009	13	10	117	11.7	1	33
2008	13	4	79	19.8	2	25
<b>Totals</b>	<b>45</b>	<b>37</b>	<b>429</b>	<b>11.6</b>	<b>5</b>	<b>33</b>



**81** J.D. Woods  
WR, 6-0, 195, r-Jr.  
Naples, Fla.

### 2011 Notes

- ✓ Added depth at wide receiver
- ✓ Also used on special teams
- ✓ Started the Orange Bowl and caught one 15-yard pass
- ✓ Earned season-high playing time at USF and first start of 2011 season
- ✓ Caught a season-best four catches for 38 yards at USF, including a 10-yard reception in game-winning drive
- ✓ Saw action against LSU and at Maryland
- ✓ Caught two passes, his first receptions of 2011, against Norfolk State
- ✓ Saw action against Marshall

### 2011 Game-By-Game

Opponent	No.	Yards	Avg.	TDs	Lg
Marshall	0	0	0	0	0
Norfolk State	2	14	7.0	0	8
at Maryland	0	0	0	0	0
LSU	0	0	0	0	0
Bowling Green			DNP		
UConn	0	0	0	0	0
at Syracuse			DNP		
at Rutgers			DNP		
Louisville	0	0	0	0	0
at Cincinnati			DNP		
Pitt	0	0	0	0	0
at USF	4	38	9.5	0	12
vs. Clemson	1	15	15.0	0	15
<b>Totals</b>	<b>7</b>	<b>67</b>	<b>9.6</b>	<b>0</b>	<b>15</b>

### 2010 Game-By-Game

Opponent	No.	Yards	Avg.	TDs	Lg
Coastal Carolina	2	10	5.0	1	6
at Marshall	1	19	19.0	0	19
at LSU	1	10	10.0	0	10
USF	3	38	12.7	0	19
Syracuse	4	52	13.0	0	17
at Louisville	2	32	16.0	0	19
Rutgers	3	30	10.0	0	21
NC State	2	14	7.0	0	11
<b>Totals</b>	<b>18</b>	<b>205</b>	<b>11.4</b>	<b>1</b>	<b>21</b>

### 2011 Single-Game Bests

Receptions.....4 at USF  
 Receiving Yards.....38 at USF  
 Receiving Touchdowns.....0  
 Long Reception.....15 vs. Clemson

### Career Bests

Receptions.....4 vs. Syracuse (10), at USF (11)  
 Receiving Yards.....52 vs. Syracuse (10)  
 Receiving Touchdowns.....1 vs. Coastal Carolina (10)  
 Long Reception.....21 vs. Rutgers (10)

### Woods' Receiving Statistics

Year	Games	No.	Yards	Avg.	TD	Long
2011	9	7	67	9.6	0	15
2010	13	18	205	11.4	1	21
2009	4	0	0	0	0	0
<b>Totals</b>	<b>26</b>	<b>25</b>	<b>272</b>	<b>10.9</b>	<b>1</b>	<b>21</b>





**2 Brad Starks**  
WR, 6-3, 193, r-Sr.  
Unionville, Va.

### 2011 Notes

- ✓ Played in 42 career games
- ✓ Ranked third on team with four receiving TDs
- ✓ Did not play at Cincinnati, against Pitt, at USF or in Orange Bowl against Clemson after sustaining knee injury against Louisville
- ✓ Stellar day at Rutgers, tallying a career-best 128 all-purpose yards, including a season-best 45 yards on five catches, also a season high
- ✓ Turned only catch at Syracuse into a score, connecting with Geno Smith for a 25-yard TD, his third score in as many games
- ✓ Elevated spectacularly for a 22-yard touchdown against UConn
- ✓ Talled his second score of the season with a six-yard reception against Bowling Green
- ✓ Grabbed three passes for 24 yards against LSU
- ✓ Made one catch against Norfolk State count, as he connected with Paul Millard on a 30-yard TD strike; score was his first of season and Millard's first of his career

### 2011 Game-By-Game

Opponent	No.	Yards	Avg.	TDs	Lg
Marshall	1	11	11.0	0	11
Norfolk State	1	30	30.0	1	30
at Maryland		DNP			
LSU	3	24	8.0	0	10
Bowling Green	1	6	6.0	1	6
UConn	1	22	22.2	1	22
at Syracuse	1	25	25.0	1	25
at Rutgers	5	45	9.0	0	23
Louisville	1	11	11.0	0	11
at Cincinnati		DNP			
Pitt		DNP			
at USF		DNP			
vs. Clemson		DNP			
<b>Totals</b>	<b>14</b>	<b>174</b>	<b>12.4</b>	<b>4</b>	<b>30</b>

### 2010 Game-By-Game

Opponent	No.	Yards	Avg.	TDs	Lg
UNLV	4	100	25.0	3	48
USF	2	45	22.5	1	31
Syracuse	3	38	12.7	0	15
at UConn	3	35	11.7	0	14
Cincinnati	4	39	9.8	0	14
at Louisville	1	4	4.0	0	4
at Pitt	0	0	0.0	0	0
Rutgers	2	56	28.0	0	46
NC State	0	0	0.0	0	0
<b>Totals</b>	<b>19</b>	<b>317</b>	<b>16.7</b>	<b>4</b>	<b>48</b>

### 2009 Game-By-Game

Opponent	No.	Yards	Avg.	TDs	Lg
Liberty	2	34	17.0	0	21
East Carolina	5	76	15.2	0	55
at Auburn	2	65	32.5	0	58
Colorado	3	68	22.7	1	48
at Syracuse	2	53	26.5	0	27
Marshall	3	(-1)	0.0	0	5
Connecticut	1	7	7.0	0	7
at USF	1	7	7.0	0	7
at Cincinnati	5	58	11.6	1	17
Pitt	2	16	8.0	0	11
Florida State	3	30	10.0	0	14
<b>Totals</b>	<b>29</b>	<b>405</b>	<b>13.9</b>	<b>2</b>	<b>58</b>

### Starks' Receiving Statistics

Year	Games	No.	Yards	Avg.	TD	Long
2011	8	14	174	12.4	4	30
2010	13	19	317	16.7	4	48
2009	12	29	405	14.0	2	58
2008	9	17	168	9.9	1	35
<b>Totals</b>	<b>49</b>	<b>79</b>	<b>1,064</b>	<b>13.5</b>	<b>11</b>	<b>58</b>

### 2008 Game-By-Game

Opponent	No.	Yards	Avg.	TDs	Lg
Villanova	1	3	3.0	0	3
at East Carolina	2	24	10.4	0	13
at Colorado	1	(-7)	0.0	0	0
Marshall	0	0	0.0	0	0
Cincinnati	2	32	16.0	0	24
at Louisville	3	17	5.7	0	7
at Pitt	4	38	9.5	0	24
USF	0	0	0.0	0	0
North Carolina	4	61	15.3	1	35
<b>Totals</b>	<b>17</b>	<b>168</b>	<b>9.9</b>	<b>1</b>	<b>35</b>

### 2011 Single-Game Bests

Receptions.....	5 at Rutgers
Receiving Yards.....	45 at Rutgers
Receiving Touchdowns.....	1 (4 times)
Long Reception.....	30 vs. Norfolk State

### Career Bests

Receptions.....	5 (2 times)
Receiving Yards.....	100 vs. UNLV (10)
Receiving Touchdowns.....	3 vs. UNLV (10)
Long Reception.....	58 at Auburn (09)



**4 Devon Brown**  
IR, 5-10, 188, r-Sr.  
Ashburn, Va.

### 2011 Notes

- ✓ Added depth at inside receiver
- ✓ Finished career with a season-best five catches against Clemson, third most in game, for 71 yards
- ✓ Two catches for 25 yards in win at Cincinnati
- ✓ Third on team with five catches against Louisville
- ✓ Two catches for 36 yards at Syracuse
- ✓ Earned start against LSU
- ✓ Talled 13 yards on two catches at Maryland
- ✓ Exploded against Norfolk State, catching four passes for a game- and career-best 109 yards
- ✓ Connected with Geno Smith for an 18-yard score against Norfolk State, first TD in a WVU uniform
- ✓ Team best 55-yard reception against Norfolk State was a career long
- ✓ Caught four passes against Marshall in first career WVU game

### 2011 Game-By-Game

Opponent	No.	Yards	Avg.	TDs	Lg
Marshall	4	42	10.5	0	18
Norfolk State	4	109	27.25	1	55
at Maryland	2	13	6.5	0	8
LSU	1	10	10.0	0	10
Bowling Green	0	0	0.0	0	0
UConn	2	13	6.5	0	8
at Syracuse	2	36	18.0	0	19
at Rutgers	0	0	0.0	0	0
Louisville	5	49	9.8	0	16
at Cincinnati	2	25	12.5	0	15
Pitt	1	9	9.0	0	9
at USF	1	27	27.0	0	21
vs. Clemson	5	71	14.2	0	33
<b>Totals</b>	<b>29</b>	<b>404</b>	<b>13.9</b>	<b>1</b>	<b>55</b>

### 2011 Single-Game Bests

Receptions.....	5 vs. Louisville, vs. Clemson
Receiving Yards.....	109 vs. Norfolk State
Receiving Touchdowns.....	1 vs. Norfolk State
Long Reception.....	55 vs. Norfolk State

### Brown's Receiving Statistics

Year	Games	No.	Yards	Avg.	TD	Long
2011	13	29	404	13.9	1	55



**85 Willie Milhouse**  
IR, 6-1, 202, r-Sr.  
Waldorf, Md.

### 2011 Notes

- ✓ Added depth at inside receiver
- ✓ Caught first touchdown in a WVU uniform in final game of career, connecting with Geno Smith on a 7-yard strike in the Orange Bowl
- ✓ Finished with three catches for 71 yards against Clemson; both marks were career bests
- ✓ Caught a 24-yard pass at Cincinnati
- ✓ Talled two catches against Louisville
- ✓ Finished with two catches at Syracuse, including a career long 43-yard reception; became fifth Mountaineer receiver to catch a pass of 40 yards or better this season
- ✓ Saw playing time against UConn
- ✓ Netted an 11-yard reception against Bowling Green
- ✓ Saw playing time against LSU
- ✓ Kept second-quarter drive alive at Maryland, catching an 11-yard pass that eventually led to WVU's third offensive TD of the game
- ✓ Saw action against Norfolk State
- ✓ Saw first career action as a Mountaineer against Marshall, catching one pass for 29 yards

### 2011 Game-By-Game

Opponent	No.	Yards	Avg.	TDs	Lg
Marshall	1	29	29.0	0	29
Norfolk State	0	0	0.0	0	0
at Maryland	1	11	11.0	0	11
LSU	1	8	8.0	0	8
Bowling Green	1	11	11.0	0	11
UConn	1	1	1.0	0	1
at Syracuse	2	46	23.0	0	43
at Rutgers	0	0	0.0	0	0
Louisville	2	19	9.5	0	12
at Cincinnati	1	24	24.0	0	24
Pitt	0	0	0.0	0	0
at USF	0	0	0.0	0	0
vs. Clemson	3	71	23.67	1	34
<b>Totals</b>	<b>13</b>	<b>220</b>	<b>16.9</b>	<b>1</b>	<b>43</b>

### 2011 Single-Game Bests

Receptions.....	3 vs. Clemson
Receiving Yards.....	71 vs. Clemson
Receiving Touchdowns.....	1 vs. Clemson
Long Reception.....	43 at Syracuse

### Milhouse's Receiving Statistics

Year	Games	No.	Yards	Avg.	TD	Long
2011	13	13	220	16.9	1	43



## Mountaineer Offensive Line

# WEST VIRGINIA



**64 Don Barclay**  
LT, 6-4, 310, r-Sr.  
Cranberry Tnshp., Pa.

### 2011 Notes


- ✓ Three-year starter at left tackle
- ✓ Fourth Team All-American (*Phil Steele*)
- ✓ First Team All-BIG EAST (Coaches, *Phil Steele* and *ESPN.com*)
- ✓ Named to *Yahoo! Sports* and *collegefootballnews.com*. He also was named as an offensive tackle on *ESPN.com*'s all-BIG EAST bowl team
- ✓ Played in 52 career games, tying school record and started a team-best 40 games
- ✓ Saw action in 947 plays this season, a high for the offense
- ✓ Had 50 takedowns, averaging 3.8 per game
- ✓ Had three knockdowns on 82 plays vs. Clemson
- ✓ Saw action on 66 plays at USF
- ✓ Had four knockdowns on 61 plays in Pitt win
- ✓ Registered four knockdowns on 75 plays at Cincinnati
- ✓ Had three knockdowns on 78 plays against Louisville
- ✓ Had five knockdowns and saw time on 68 plays in win at Rutgers
- ✓ Had three knockdowns on 65 plays at Syracuse
- ✓ Registered a season- and team-best six knockdowns on 79 plays against UConn
- ✓ Three knockdowns on 71 plays against BGSU
- ✓ Used on a season-high 87 plays against LSU and had two knockdowns
- ✓ Used on 82 plays at Maryland and tied for team high with five knockdowns
- ✓ Five knockdowns on 68 plays against Norfolk St.
- ✓ Three knockdowns on 65 plays against Marshall



**55 Tyler Rader**  
RG, 6-3, 296, r-Sr.  
Cross Lanes, W.Va.

### 2011 Notes

- ✓ Made his first career start at right guard against Marshall; started all but one game in 2011
- ✓ Played in 16 career games
- ✓ Saw action in 867 offensive plays
- ✓ Tallied 36 knockdowns
- ✓ Only allowed two sacks all season
- ✓ Saw action in 74 plays in the Orange Bowl and finished with six knockdowns
- ✓ Saw time on 41 plays at USF
- ✓ Tallied one knockdown on 27 plays in Pitt win
- ✓ Had two knockdowns on 55 plays at Cincinnati
- ✓ Saw action on 66 plays against Louisville
- ✓ Two knockdowns on 32 plays in Rutgers win
- ✓ Three knockdowns on 54 plays at Syracuse
- ✓ Two knockdowns on 79 plays against UConn
- ✓ Two knockdowns on 63 plays against Bowling Green
- ✓ Five knockdowns on season-high 87 plays vs. LSU
- ✓ Team-high five knockdowns on 74 plays at Maryland
- ✓ Four knockdowns on 80 plays against Norfolk St.
- ✓ Three knockdowns on 65 plays against Marshall



**57 Jeff Braun**  
LG, 6-4, 322, r-Jr.  
Westminster, Md.

### 2011 Notes

- ✓ Started at right tackle in 2010
- ✓ Moved to left guard after 2011 spring when Josh Jenkins was injured
- ✓ Started every game at left guard in 2011
- ✓ Ranked second on line seeing action in 926 plays in 2011
- ✓ Only allowed one sack all season
- ✓ Had 52 knockdowns, second-best mark on team, averaging 4.0 per game
- ✓ Saw action in 82 plays in the Orange Bowl and registered six knockdowns
- ✓ Saw action on 66 plays at USF
- ✓ Tallied three knockdowns on 61 plays in Pitt win
- ✓ Had two knockdowns on 62 plays at Cincinnati
- ✓ Registered five knockdowns on 73 plays vs. Louisville; also saw time at center
- ✓ Recorded team-best knockdowns for second straight game, earning six at Rutgers on 68 plays
- ✓ Tallied team-best six knockdowns on 65 plays at Syracuse
- ✓ Two knockdowns on 72 plays in UConn win
- ✓ Team-high five knockdowns on 65 plays against Bowling Green
- ✓ Four knockdowns on season-high 87 plays vs. LSU
- ✓ Three knockdowns on 82 plays at Maryland
- ✓ Four knockdowns on 65 plays against Norfolk St.
- ✓ Two knockdowns on 64 plays against Marshall



**76 Pat Eger**  
RT, 6-6, 301, r-Fr.  
Clairton, Pa.

### 2011 Notes

- ✓ Made his first career start at right tackle against Marshall; started all but one game in 2011
- ✓ Played in 16 career games
- ✓ Saw time on 880 offensive plays in 2011
- ✓ Finished the year with 24 knockdowns
- ✓ Registered five knockdowns on 82 plays against Clemson in Orange Bowl
- ✓ Used in 41 plays at USF
- ✓ Saw action on 27 plays in Pitt win
- ✓ Tallied two knockdowns on 75 plays at Cincinnati
- ✓ Had three knockdowns on 78 plays against Louisville
- ✓ Two knockdowns on 68 plays at Rutgers
- ✓ Two knockdowns on 65 plays at Syracuse
- ✓ Saw action on 42 offensive plays in UConn win
- ✓ One knockdown on 77 plays against BGSU
- ✓ Two knockdowns on 67 plays against LSU
- ✓ Two knockdowns on 82 plays at Maryland
- ✓ Four knockdowns on 68 plays against Norfolk St.
- ✓ Two knockdowns on 65 plays against Marshall



**74 Joe Madsen**  
C, 6-4, 301, r-Jr.  
Chardon, Ohio

### 2011 Notes

- ✓ Third year starter at center
- ✓ First Team all-BIG EAST (*ESPN.com*)
- ✓ Second Team all-BIG EAST (Coaches, *Phil Steele*)
- ✓ Has started all 38 games in which he played during his career
- ✓ Ranks third on the offense, seeing action on 890 plays in 2011
- ✓ Led the team with 55 knockdowns, averaging 4.2 knockdowns per game
- ✓ Saw action in 80 plays in the Orange Bowl and tallied three knockdowns
- ✓ Named WVU Offensive Player of the Week against Maryland
- ✓ Saw time on 66 plays at USF
- ✓ Had a team-high five knockdowns on 64 plays in Pitt win
- ✓ Had a team-best five knockdowns on 75 plays at Cincinnati
- ✓ Registered two knockdowns on 78 plays vs. Louisville
- ✓ Five knockdowns on 68 plays in Rutgers win
- ✓ Four knockdowns on 65 plays at Syracuse
- ✓ Five knockdowns on 77 plays against UConn
- ✓ Four knockdowns on 71 plays against BGSU
- ✓ Team-best seven knockdowns on season-high 87 plays against LSU
- ✓ Four knockdowns on 68 plays against Norfolk St.
- ✓ Team-high five knockdowns on 65 plays vs. Marshall



**67 Quinton Spain**  
RT, 6-5, 338, r-Fr.  
Petersburg, Va.

### 2011 Notes

- ✓ Added depth at both tackle positions
- ✓ Saw action in 329 plays, mostly in a reserve role, during the 2011 season
- ✓ Finished the year with 15 knockdowns and only allowed one sack
- ✓ Saw time on 15 plays against Clemson in the Orange Bowl and tallied one knockdown
- ✓ Earned first career start at right guard at USF
- ✓ Saw time on 25 plays at USF
- ✓ Had two knockdowns on 34 plays in Pitt win
- ✓ Had one knockdown on 33 plays at Cincinnati
- ✓ Recorded one knockdown on 17 plays against Louisville
- ✓ Three knockdowns on 36 plays in Rutgers win
- ✓ Had one knockdown on 11 plays at Syracuse
- ✓ Career-best two knockdowns on 44 plays, also a career high, in UConn win
- ✓ One knockdown on 20 offensive plays against Bowling Green
- ✓ One knockdown on 20 plays against LSU
- ✓ Saw increased action against LSU after Eger went down
- ✓ Saw action on eight plays at Maryland



2012 DISCOVER ORANGE BOWL CHAMPIONS





# Mountaineer Defensive Line



## 2008 Game-By-Game

Opponent	S	AT	TT	TFLs	Sacks	FF	FR	Int	PBU
Villanova	1	2	3	0	0	0	0	0	0
at E. Carolina	1	0	1	0/0	0	0	0	0	0
at Colorado	0	0	0	0	0	0	0	0	1
Rutgers	0	0	0	0	0	0	0	0	1
Syracuse	0	3	3	0	0	0	0	0	1
Auburn	1	0	1	0	0	0	0	0	0
Cincinnati	1	1	2	1.5/17	1.5/17	0	0	0	0
at Louisville	3	0	3	2/18	2/18	0	1	0	0
at Pitt	3	1	4	0	0	0	0	0	0
USF	0	1	1	0	0	0	0	0	0
UNC	1	2	3	0	0	0	0	0	0
<b>Totals</b>	<b>11</b>	<b>10</b>	<b>21</b>	<b>3.5/35</b>	<b>3.5/35</b>	<b>0</b>	<b>1</b>	<b>0</b>	<b>3</b>

## 2011 Single-Game Bests

Unassisted Tackles.....9 vs. Pitt  
 Assisted Tackles.....5 vs. Bowling Green, at Rutgers  
 Total Tackles.....12 vs. Pitt  
 Tackles For Loss.....4 vs. Pitt  
 Sacks.....4 vs. Pitt  
 Forced Fumbles.....1 (2 times)  
 Fumble Recoveries.....2 at Rutgers  
 Pass Breakups.....1 (2 times)

## Career Bests

Unassisted Tackles.....9 vs. Pitt (11)  
 Assisted Tackles.....5 (4 times)  
 Total Tackles.....12 vs. Pitt (11)  
 Tackles For Loss.....4 vs. Pitt (11)  
 Sacks.....4 vs. Pitt (11)  
 Forced Fumbles.....1 (4 times)  
 Fumble Recoveries.....2 at Rutgers (11)  
 Pass Breakups.....1 (11 times)



**99** Jorge Wright  
 NT, 6-2, 289, r-Jr.  
 Miami, Fla.

## 2011 Notes

- ✓ Experienced nose tackle who started 11 games during 2011
- ✓ Finished with one stop against Clemson
- ✓ Recorded two tackles at USF
- ✓ Tied a career high with one sack and one tackle for loss versus Pitt
- ✓ Collected three tackles at Cincinnati
- ✓ Had five tackles vs. Louisville, including assisting on a sack; tied career high for tackles
- ✓ Recorded a career-high five tackles at Rutgers
- ✓ Four tackles at Syracuse; also set a career high with four solo tackles
- ✓ Recorded one solo tackle against UConn
- ✓ Had two tackles against Bowling Green
- ✓ Recorded three solo tackles against LSU
- ✓ Four tackles at Maryland
- ✓ Recorded three total tackles and assisted on a tackle for loss against Norfolk State
- ✓ Had three tackles against Marshall

## Wright's Defensive Statistics

Year	GP	T	A	TT	TFL	Sacks	PBU	FF	FR
2011	13	21	17	38	3.5/12	1.5/10	0	0	0
2010	12	3	7	10	1.5/4	0	0	1	0
2009	9	8	2	10	2/4	1/2	0	0	0
<b>Totals</b>	<b>34</b>	<b>32</b>	<b>26</b>	<b>58</b>	<b>7</b>	<b>2.5</b>	<b>0</b>	<b>1</b>	<b>0</b>

## 2011 Game-By-Game

Opponent	S	AT	TT	TFLs	Sacks	FF	FR	Int	PBU
Marshall	1	2	3	1/7	0	0	0	0	0
Norfolk State	1	2	3	0.5/1	0	0	0	0	0
at Maryland	1	3	4	0.5/1	0	0	0	0	0
LSU	3	0	3	0	0	0	0	0	0
Bowling Green	1	1	2	0	0	0	0	0	0
UConn	1	0	1	0	0	0	0	0	0
at Syracuse	4	0	4	0	0	0	0	0	0
at Rutgers	3	2	5	0	0	0	0	0	0
Louisville	1	4	5	0.5/3	0.5/3	0	0	0	0
at Cincinnati	1	2	3	0	0	0	0	0	0
Pitt	1	1	2	1/7	1/7	0	0	0	0
at USF	2	0	2	0	0	0	0	0	0
Clemson	1	0	1	0	0	0	0	0	0
<b>Totals</b>	<b>21</b>	<b>17</b>	<b>38</b>	<b>3.5/12</b>	<b>1.5/10</b>	<b>0</b>	<b>0</b>	<b>0</b>	<b>0</b>

## 2010 Game-By-Game

Opponent	S	AT	TT	TFLs	Sacks	FF	FR	Int	PBU
Coastal	0	1	1	0.5/2	0	0	0	0	0
at Marshall	1	0	1	0	0	1	0	0	0
Maryland	1	1	2	0	0	0	0	0	0
at LSU	0	3	3	0	0	0	0	0	0
UNLV	1	1	2	1/2	0	0	0	0	0
Syracuse	0	1	1	0	0	0	0	0	0
NC State	0	0	0	0	0	1	0	0	0
<b>Totals</b>	<b>3</b>	<b>7</b>	<b>10</b>	<b>1.5/4</b>	<b>0</b>	<b>2</b>	<b>0</b>	<b>0</b>	<b>0</b>

## 2009 Game-By-Game

Opponent	S	AT	TT	TFLs	Sacks	FF	FR	Int	PBU
East Carolina	1	1	2	0/0	0	0	0	0	0
at Syracuse	2	0	2	1/2	1/2	0	0	0	0
UConn	1	0	1	0/0	0	0	0	0	0
at USF	0	1	1	0	0	0	0	0	0
Louisville	3	0	3	1/2	0	0	0	0	0
Fla. State	1	0	1	0	0	0	0	0	0
<b>Totals</b>	<b>8</b>	<b>2</b>	<b>10</b>	<b>2/4</b>	<b>1/2</b>	<b>0</b>	<b>0</b>	<b>0</b>	<b>0</b>

## 2011 Single-Game Bests

Unassisted Tackles.....4 at Syracuse  
 Assisted Tackles.....4 vs. Louisville  
 Total Tackles.....5 at Rutgers, vs. Louisville  
 Tackles For Loss.....1 vs. Marshall, vs. Pitt  
 Sacks.....1 vs. Pitt  
 Forced Fumbles.....0  
 Fumble Recoveries.....0  
 Pass Breakups.....0

## Career Bests

Unassisted Tackles.....4 vs. Syracuse (11)  
 Assisted Tackles.....4 vs. Louisville (11)  
 Total Tackles.....5 at Rutgers (11), vs. Louisville (11)  
 Tackles For Loss.....1 (4 times)  
 Sacks.....1 at Syracuse (09), vs. Pitt (11)  
 Forced Fumbles.....1 vs. Marshall (10)  
 Fumble Recoveries.....0  
 Pass Breakups.....0



**98** Will Clarke  
 DE, 6-6, 265, r-So.  
 Pittsburgh, Pa.

## 2011 Notes

- ✓ Defensive end who started 11 of 13 contests in 2011
- ✓ Tied for a game high with one sack and had one tackle for loss against Clemson
- ✓ Recorded a career-high nine total tackles at USF, including eight unassisted and one tackle for loss
- ✓ Finished with four total tackles vs. Pitt
- ✓ Netted two solo tackles vs. Pitt
- ✓ Had one tackle at Cincinnati
- ✓ Registered first career sack and had two tackles at Rutgers; also tied for a team high with one tackle for loss
- ✓ Recorded three tackles against UConn; had team-high one pass breakup (first of his career)
- ✓ Had one tackle against Bowling Green
- ✓ Recorded three total tackles and assisted on a tackle for loss against LSU
- ✓ Had three tackles against Maryland
- ✓ Recorded two solo tackles in start against Norfolk State
- ✓ Made first career start against Marshall
- ✓ Registered four tackles against Marshall

## 2011 Game-By-Game

Opponent	S	AT	TT	TFLs	Sacks	FF	FR	Int	PBU
Marshall	1	3	4	1.5/7	0	0	0	0	0
Norfolk State	2	0	2	0	0	0	0	0	0
at Maryland	1	2	3	0	0	0	0	0	0
LSU	0	3	3	0.5/0	0	0	0	0	0
Bowling Green	0	1	1	0	0	0	0	0	0
UConn	2	1	3	0	0	0	0	0	1
at Syracuse	0	0	0	0	0	0	0	0	0
at Rutgers	2	0	2	1/4	1/4	0	0	0	0
Louisville	0	1	1	0	0	0	0	0	0
at Cincinnati	0	1	1	0	0	0	0	0	0
Pitt	2	3	5	0	0	0	0	0	0
at USF	8	1	9	1/2	0	0	0	0	0
Clemson	1	0	1	1/2	1/2	0	0	0	0
<b>Totals</b>	<b>19</b>	<b>15</b>	<b>34</b>	<b>5/25</b>	<b>2/16</b>	<b>0</b>	<b>0</b>	<b>0</b>	<b>1</b>

## 2011 Single-Game Bests

Unassisted Tackles.....8 at USF  
 Assisted Tackles.....3 vs. Marshall, Pitt  
 Total Tackles.....9 vs. USF  
 Tackles For Loss.....1.5 vs. Marshall  
 Sacks.....1 at Rutgers, vs. Clemson  
 Forced Fumbles.....0  
 Fumble Recoveries.....0  
 Pass Breakups.....1 vs. UConn

## Clarke's Defensive Statistics

Year	GP	T	A	TT	TFL	Sacks	PBU	FF	FR
2011	13	19	15	34	5/25	2/16	1	0	0
2010	4	1	1	2	0.5	0	0	0	0
<b>Totals</b>	<b>17</b>	<b>20</b>	<b>16</b>	<b>36</b>	<b>5.5</b>	<b>2</b>	<b>1</b>	<b>0</b>	<b>0</b>



2012 DISCOVER ORANGE BOWL CHAMPIONS





**94** Josh Taylor  
NT, 6-1, 285, r-Sr.  
Miramar, Fla.

### 2011 Notes

- ✓ Added depth at nose tackle
- ✓ Saw action in eight games and made first start of the season versus Pitt
- ✓ Missed Louisville and Cincinnati games with knee injury; came back for a few plays against Pitt; but couldn't finish game or remainder of season
- ✓ Recorded a season-high three tackles against UConn; also assisted on a sack and assisted on a tackle for loss
- ✓ Assisted on a tackle against Bowling Green
- ✓ Recorded two tackles at Maryland

### 2011 Game-By-Game

Opponent	S	AT	TT	TFLs	Sacks	FF	FR	Int	PBU
Marshall	0	0	0	0	0	0	0	0	0
Norfolk State	1	1	2	0	0	0	0	0	0
at Maryland	0	2	2	0	0	0	0	0	0
LSU	0	0	0	0	0	0	0	0	0
Bowling Green	0	1	1	0	0	0	0	0	0
UConn	0	3	3	0.5/2	0.5/2	0	0	0	0
at Syracuse					DNP				
at Rutgers	0	0	0	0	0	0	0	0	0
Louisville					DNP				
at Cincinnati					DNP				
Pitt	1	0	1	0	0	0	0	0	0
at USF					DNP				
Clemson					DNP				
<b>Totals</b>	<b>2</b>	<b>7</b>	<b>9</b>	<b>0.5/2</b>	<b>0.5/2</b>	<b>0</b>	<b>0</b>	<b>0</b>	<b>0</b>

### 2011 Single-Game Bests

Unassisted Tackles.....1 vs. Norfolk State, vs. Pitt  
 Assisted Tackles.....3 vs. UConn  
 Total Tackles.....3 vs. UConn  
 Tackles For Loss.....0.5 vs. UConn  
 Sacks.....0.5 vs. UConn

### Career Bests

Unassisted Tackles.....2 (4 times)  
 Assisted Tackles.....4 vs. LSU (10)  
 Total Tackles.....4 vs. LSU (10), UConn (09)  
 Tackles for Loss.....0.5 vs. UConn (11)  
 Sacks.....0.5 vs. UConn (11)

### West Virginia Bests

Rushing Yards.....569 vs. Washington & Lee 1923  
 Passing Yards.....469 vs. UConn 2011  
 Total Yards.....674 vs. Washington & Lee 1923  
 Total First Downs.....36 vs. Washington & Lee 1923  
 Low Rushing Yards All.....30 vs. Florida 1981  
 Low Passing Yards All.....0 vs. Pitt 1981  
 Low Total Yards Allowed.....14 vs. Maryland 1919  
 Fewest First Downs All.....0 vs. Maryland 1919  
 Longest TD run.....96 vs. N. Illinois 1986  
 Longest Non-TD Run.....79 vs. Louisville 2008  
 Longest TD Reception.....96 vs. Penn State 1973  
 Longest Non-TD Reception.....84 vs. Miami 2003  
 Points (Game).....92 vs. Marshall 1916  
 Victory Margin.....89 vs. Geneva 1951



**91** J.B. Lageman  
DT, 6-3, 274, r-Jr.  
Huntington, W.Va.

### 2011 Notes

- ✓ Added depth along the defensive front
- ✓ Saw action in eight games
- ✓ Had one solo tackle at Syracuse
- ✓ Recorded one solo tackle against UConn
- ✓ Had career-high two tackles vs. Norfolk State

### 2011 Game-By-Game

Opponent	S	AT	TT	TFLs	Sacks	FF	FR	Int	PBU
Marshall					DNP				
Norfolk State	0	2	2	0	0	0	0	0	0
at Maryland					DNP				
LSU	0	0	0	0	0	0	0	0	0
Bowling Green	0	0	0	0	0	0	0	0	0
UConn	1	0	1	0	0	0	0	0	0
at Syracuse	1	0	1	0	0	0	0	0	0
at Rutgers					DNP				
Louisville					DNP				
at Cincinnati	0	0	0	0	0	0	0	0	0
Pitt					DNP				
at USF	0	0	0	0	0	0	0	0	0
Clemson	0	0	0	0	0	0	0	0	0
<b>Totals</b>	<b>2</b>	<b>2</b>	<b>4</b>	<b>0</b>	<b>0</b>	<b>0</b>	<b>0</b>	<b>0</b>	<b>0</b>

### 2011 Single-Game Bests

Unassisted Tackles.....1 (2 times)  
 Assisted Tackles.....2 vs. Norfolk State  
 Total Tackles.....2 vs. Norfolk State  
 Tackles For Loss.....0  
 Sacks.....0

### West Virginia Bests - 2010 Decade

Rushing Yards.....360 vs. Bowling Green '11  
 Passing Yards.....469 vs. UConn '11  
 Total Yards.....643 vs. Bowling Green '11  
 Total First Downs.....31 vs. Clemson '11  
 First Downs Rushing.....19 vs. Cincinnati '10  
 First Downs Passing.....23 vs. LSU '11  
 Low Rushing Yards All.....10 vs. Maryland '10  
 Low Passing Yards All.....80 vs. LSU '10  
 Low Total Yards Allowed.....171 vs. Louisville '10  
 Fewest First Downs All.....9 vs. CC '10, Md, UofL '10, Mar '11  
 Fewest 1st Downs Rushing All.....2 vs. Cincinnati, UofL '10  
 Fewest 1st Downs Passing All.....3 vs. LSU '10  
 Longest TD run.....80 vs. Rutgers '11  
 Longest Non-TD Run.....50 vs. Maryland '10  
 Longest TD Reception.....84 vs. UConn '11  
 Longest Non-TD Reception.....72 vs. LSU '11  
 Points (Game).....70 vs. Clemson '11  
 Points (Half).....49 vs. Clemson '11 (First Half)  
 Points (Qtr).....35 vs. Clemson '11 (Second)  
 Victory Margin.....45 vs. Bowling Green '11



**17** Josh Francis  
WLB, 6-1, 221, Jr.  
Damascus, Md.

### 2011 Notes

- ✓ Played in eight games and made his first career start against LSU
- ✓ Also contributed on special teams
- ✓ Had one tackle against Syracuse
- ✓ Recorded two solo tackles against Bowling Green
- ✓ Registered a career-high four tackles against LSU
- ✓ Had one tackle at Maryland
- ✓ Saw action against Norfolk State
- ✓ Had one tackle against Marshall

### 2011 Game-By-Game

Opponent	S	AT	TT	TFLs	Sacks	FF	FR	Int	PBU
Marshall	1	0	1	0	0	0	0	0	0
Norfolk State	0	0	0	0	0	0	0	0	0
at Maryland	0	1	1	0	0	0	0	0	0
LSU	3	1	4	0	0	0	0	0	0
Bowling Green	2	0	2	0	0	0	0	0	0
UConn	0	0	0	0	0	0	0	0	0
at Syracuse	1	0	1	0	0	0	0	0	0
at Rutgers					DNP				
Louisville					DNP				
at Cincinnati					DNP				
Pitt					DNP				
at USF					DNP				
Clemson	0	0	0	0	0	0	0	0	0
<b>Totals</b>	<b>7</b>	<b>2</b>	<b>9</b>	<b>0</b>	<b>0</b>	<b>0</b>	<b>0</b>	<b>0</b>	<b>0</b>

### 2011 Single-Game Bests

Unassisted Tackles.....3 vs. LSU  
 Assisted Tackles.....1 (2 times)  
 Total Tackles.....4 vs. LSU  
 Tackles For Loss.....0  
 Sacks.....0  
 Forced Fumbles.....0  
 Fumble Recoveries.....0  
 Pass Breakups.....0

### West Virginia Bests - Holgorsen Era

Rushing Yards.....360 vs. Bowling Green '11  
 Passing Yards.....469 vs. UConn '11  
 Total Yards.....643 vs. Bowling Green '11  
 Total First Downs.....31 vs. Clemson '11  
 First Downs Rushing.....15 vs. Bowling Green '11  
 First Downs Passing.....23 vs. LSU '11  
 Low Rushing Yards Allowed.....72 vs. Marshall '11  
 Low Passing Yards Allowed.....114 vs. Bowling Green '11  
 Low Total Yards Allowed.....187 vs. Marshall '11  
 Fewest 1st Downs Allowed.....9 vs. Marshall '11  
 Fewest 1st Downs Rushing All.....3 vs. Marshall '11  
 Fewest 1st Downs Passing All.....6 vs. MARS, NSU, BG '11  
 Longest TD run.....80 vs. Rutgers '11  
 Longest Non-TD Run.....42 vs. Bowling Green '11  
 Longest TD Reception.....84 vs. UConn '11  
 Longest Non-TD Reception.....72 vs. LSU '11  
 Points (Game).....70 vs. Clemson '11  
 Points (Half).....49 (First Half) vs. Clemson '11  
 Points (Qtr).....35 (Second) vs. Clemson '11  
 Victory Margin.....45 vs. Bowling Green St. '11





# Mountaineer Linebackers



**52 Najee Goode**  
**MLB, 6-1, 241, r-Sr.**  
**Cleveland, Ohio**

### 2011 Notes

- ✓ Unquestioned leader of the 2011 defense
- ✓ Second-year starter, spent the 2010 season at strong-side linebacker
- ✓ Began season as starting middle linebacker, moved back to the strong side after injury to Doug Rigg and finished year at weak side
- ✓ First Team All-BIG EAST (Coaches, *Phil Steele*, and *ESPN.com*)
- ✓ Ranked No. 12 in total tackles in the BIG EAST; No. 18 in the BIG EAST in sacks
- ✓ Ranked No. 10 in the BIG EAST and No. 64 nationally in tackles for loss
- ✓ Led the team in assisted tackles (44) and total tackles (87); No. 2 in TFLs (14); No. 3 in sacks (5)
- ✓ Had a game-high 1.5 tackles for loss against Clemson; also tied for game highs with one sack and one fumble recovery
- ✓ Had seven tackles at USF; also forced a fumble that led to the game-winning field goal
- ✓ Collected career highs with two sacks and six solo tackles against Pitt; also tied a career high with three tackles for loss and eight total tackles
- ✓ Registered a game-high three tackles for loss and had team highs with one sack and eight total tackles at Cincinnati
- ✓ Finished with eight tackles, including four solo stops, two tackles for loss and a one sack against Louisville
- ✓ Collected his second career interception against the Cardinals, returning it 15 yards
- ✓ Recorded six tackles and tied for a game high with one tackle for loss at Rutgers
- ✓ Assisted on a game-high eight tackles against LSU and assisted on a tackle for loss
- ✓ Had a career-high 13 tackles at Maryland
- ✓ Assisted on a tackle for loss against Norfolk State
- ✓ Game-high seven tackles against Marshall

### 2011 Game-By-Game

Opponent	S	AT	TT	TFLs	Sacks	FF	FR	Int	PBU
Marshall	3	4	7	0.5/1	0	0	0	0	0
Norfolk State	1	2	3	0.5/1	0	0	0	0	0
at Maryland	5	8	13	0	0	0	0	0	0
LSU	0	8	8	0.5/0	0	0	0	0	0
Bowling Green	2	3	5	0	0	0	0	0	0
UConn	4	1	5	10/1	0	0	0	0	0
at Syracuse	3	3	6	0	0	0	0	0	0
at Rutgers	2	4	6	1/1	0	0	0	0	0
Louisville	4	4	8	2/4	1/2	0	0	1	0
at Cincinnati	5	3	8	3/15	1/12	0	0	0	0
Pitt	6	2	8	3/15	2/16	0	0	0	0
at USF	6	1	7	1/1	0	1	0	0	0
Clemson	2	1	3	1.5/5	1/5	0	1/4	0	1
<b>Totals</b>	<b>43</b>	<b>44</b>	<b>87</b>	<b>14/44</b>	<b>5/35</b>	<b>1</b>	<b>1</b>	<b>1</b>	<b>1</b>

### Goode's Defensive Statistics

Year	GP	T	A	TT	TFL	Sacks	PBU	FF	FR
2011	13	43	44	87	14/44	5/35	1	1	1
2010	13	26	21	47	8.5/35	3/18	4	1	0
2009	13	6	5	11	0	0	2	0	0
2008	13	5	7	12	0	0	0	0	0
<b>Totals</b>	<b>52</b>	<b>80</b>	<b>77</b>	<b>157</b>	<b>22.5</b>	<b>8</b>	<b>7</b>	<b>2</b>	<b>1</b>

### 2010 Game-By-Game

Opponent	S	AT	TT	TFLs	Sacks	FF	FR	Int	PBU
Coastal	1	1	2	0/0	0/0	0	0	0	1
at Marshall	2	8	10	2/9	0/0	0	0	0	0
Maryland	2	0	2	0	0	0	0	0	0
at LSU	1	3	4	1/1	1/1	0	0	0	1
UNLV	1	3	4	0.5/1	0	0	0	0	1
USF	3	0	3	2/17	2/17	0	0	0	0
Syracuse	3	2	5	0.5/1	0	0	0	0	0
at UConn	3	1	4	0	0	0	0	0	0
Cincinnati	1	0	1	0	0	0	0	0	0
at Louisville	2	0	2	1/4	0	0	0	0	1
at Pitt	5	1	6	1/2	0	1	0	0	0
Rutgers	0	1	1	0.5/1	0	0	0	0	0
NC State	2	1	3	0	0	0	0	0	0
<b>Totals</b>	<b>26</b>	<b>21</b>	<b>47</b>	<b>8.5/35</b>	<b>2/17</b>	<b>1</b>	<b>0</b>	<b>0</b>	<b>4</b>

### 2009 Game-By-Game

Opponent	S	AT	TT	TFLs	Sacks	FF	FR	Int	PBU
Liberty	0	2	2	0	0	0	0	0	0
East Carolina	1	1	2	0	0	0	0	0	1
at Auburn	1	1	2	0	0	0	0	0	1
at Syracuse	1	0	1	0	0	0	0	0	0
UConn	1	1	2	0	0	0	0	0	0
at Cincinnati	1	0	1	0	0	0	0	0	0
Fla. State	1	0	1	0	0	0	0	0	0
<b>Totals</b>	<b>6</b>	<b>5</b>	<b>11</b>	<b>0</b>	<b>0</b>	<b>0</b>	<b>0</b>	<b>0</b>	<b>2</b>

### 2008 Game-By-Game

Opponent	S	AT	TT	TFLs	Sacks	FF	FR	Int	PBU
Villanova	0	4	4	0	0	0	0	0	0
Marshall	1	0	1	0	0	0	0	0	0
Syracuse	1	1	2	0	0	0	0	0	0
at Louisville	2	0	2	0	0	0	0	1	0
at Pitt	0	2	2	0	0	0	0	0	0
UNC	1	0	1	0	0	0	0	0	0
<b>Totals</b>	<b>5</b>	<b>7</b>	<b>12</b>	<b>0</b>	<b>0</b>	<b>0</b>	<b>0</b>	<b>1</b>	<b>0</b>

### 2011 Single-Game Bests

Unassisted Tackles.....6 vs. Pitt, at USF  
 Assisted Tackles.....8 at Cincinnati, vs. Pitt  
 Total Tackles.....13 at Maryland  
 Tackles For Loss.....3 at Cincinnati (11), vs. Pitt (11)  
 Sacks.....2 vs. USF (10), vs. Pitt (11)  
 Forced Fumbles.....1 (2 times)  
 Fumble Recoveries.....1 vs. Clemson  
 Interceptions.....1 vs. Louisville  
 Pass Breakups.....1 vs. Clemson

### Career Highs

Unassisted Tackles.....6 (2 times)  
 Assisted Tackles.....8 (3 times)  
 Total Tackles.....13 at Maryland (11)  
 Tackles For Loss.....3 at Cincinnati (11), vs. Pitt (11)  
 Sacks.....2 vs. USF (10), vs. Pitt (11)  
 Forced Fumbles.....1 (2 times)  
 Fumble Recoveries.....1 vs. Clemson (12)  
 Interceptions.....1 at Louisville ('08); vs. Louisville (11)  
 Pass Breakups.....1 (7 times)



**47 Doug Rigg**  
**SLB, 6-1, 235, So.**  
**Oradell, N.J.**

### 2011 Notes

- ✓ Made first career start at strong-side linebacker against Marshall
- ✓ Forced fumble at the goal line that produced Darwin Cook's 99-yard fumble return against Clemson; also had two tackles
- ✓ Finished with four tackles at USF; also had one sack; recovered fumble in fourth quarter
- ✓ Made one stop versus Pitt

- ✓ Collected two tackles at Cincinnati
- ✓ Finished with three tackles, including a tackle for loss, against Louisville
- ✓ Assisted on three tackles and on a tackle for loss at Rutgers
- ✓ Made return from wrist injury and had one tackle at Syracuse
- ✓ Did not play against Bowling Green or UConn due to wrist injury suffered against LSU
- ✓ Had a career- and team-high nine tackles against LSU
- ✓ Assisted on a tackle for loss against LSU
- ✓ Recorded one tackle at Maryland
- ✓ Had two tackles as well as a tackle for loss against Norfolk State
- ✓ Had two tackles against Marshall

### 2011 Game-By-Game

Opponent	S	AT	TT	TFLs	Sacks	FF	FR	Int	PBU
Marshall	0	2	2	0	0	0	0	0	0
Norfolk State	0	2	2	10/2	0	0	0	0	0
at Maryland	1	0	1	0	0	0	0	0	0
LSU	2	7	9	0.5/1	0	0	0	0	0
Bowling Green	DNP								
UConn	DNP								
at Syracuse	1	0	1	0	0	0	0	0	0
at Rutgers	0	3	3	0.5/2	0	0	0	0	0
Louisville	2	1	3	1/1	0	0	0	0	0
at Cincinnati	2	0	2	0	0	0	0	0	0
Pitt	0	1	1	0	0	0	0	0	0
at USF	2	2	4	1/8	1	0	1	0	0
Clemson	1	1	2	0	0	1	0	0	0
<b>Totals</b>	<b>11</b>	<b>19</b>	<b>30</b>	<b>4/14</b>	<b>1</b>	<b>1</b>	<b>1</b>	<b>0</b>	<b>0</b>

### 2010 Game-By-Game

Opponent	S	AT	TT	TFLs	Sacks	FF	FR	Int	PBU
Coastal	2	2	4	0.5/1	0	0	0	0	0
at LSU	2	3	5	0	0	0	0	0	0
UNLV	2	1	3	0	0	0	0	0	0
Cincinnati	1	0	1	0	0	0	0	0	0
at Louisville	1	0	1	0	0	0	0	0	0
NC State	0	0	0	0	0	0	0	0	0
<b>Totals</b>	<b>8</b>	<b>6</b>	<b>14</b>	<b>0.5/1</b>	<b>0</b>	<b>0</b>	<b>0</b>	<b>0</b>	<b>0</b>

### 2011 Single-Game Bests

Unassisted Tackles.....2 (4 times)  
 Assisted Tackles.....7 vs. LSU  
 Total Tackles.....9 vs. LSU  
 Tackles For Loss.....1 (3 times)  
 Sacks.....1 at USF  
 Forced Fumbles.....1 vs. Clemson  
 Fumble Recoveries.....1 at USF  
 Pass Breakups.....0

### Career Highs

Unassisted Tackles.....2 (6 times)  
 Assisted Tackles.....7 vs. LSU (11)  
 Total Tackles.....9 vs. LSU (11)  
 Tackles For Loss.....1 (3 times)  
 Sacks.....1 at USF (11)  
 Forced Fumbles.....1 vs. Clemson (12)  
 Fumble Recoveries.....1 at USF (11)  
 Pass Breakups.....0

### Rigg's Defensive Statistics

Year	GP	T	A	TT	TFL	Sacks	PBU	FF	FR
2011	11	11	19	30	4/14	1	0	1	1
2010	13	8	6	14	0.5/1	0	0	0	0
<b>Totals</b>	<b>24</b>	<b>19</b>	<b>25</b>	<b>44</b>	<b>4.5</b>	<b>1</b>	<b>0</b>	<b>1</b>	<b>1</b>



**2012 DISCOVER ORANGE BOWL CHAMPIONS**





**53** Tyler Anderson  
SLB, 6-2, 238, r-So.  
Morgantown, W.Va.

### 2011 Notes

- ✓ Added depth at strong-side linebacker
- ✓ Contributed on special teams
- ✓ Played in all 13 contests in 2011
- ✓ Collected one tackle at USF
- ✓ Made one tackle at Cincinnati
- ✓ Registered one tackle and tied for a team high with one tackle for loss against Rutgers
- ✓ Recorded one tackle against UConn
- ✓ Recorded one tackle for loss against LSU
- ✓ Had a career-high five tackles against Maryland
- ✓ Had a four tackles against Norfolk State
- ✓ Recorded two tackles against Marshall

### 2011 Game-By-Game

Opponent	S	AT	TT	TFLs	Sacks	FF	FR	Int	PBU
Marshall	2	1	3	1/3	0	0	0	0	0
Norfolk State	1	3	4	0	0	0	0	0	0
at Maryland	1	4	5	0	0	0	0	0	0
LSU	1	0	1	1/1	0	0	0	0	0
Bowling Green	0	0	0	0	0	0	0	0	0
UConn	1	0	1	0	0	0	0	0	0
at Syracuse	0	0	0	0	0	0	0	0	0
at Rutgers	1	0	1	1/2	0	0	0	0	0
Louisville	0	0	0	0	0	0	0	0	0
at Cincinnati	1	0	1	1/3	0	0	0	0	0
Pitt	0	0	0	0	0	0	0	0	0
at USF	1	0	1	0	0	0	0	0	0
Clemson	0	0	0	0	0	0	0	0	0
<b>Totals</b>	<b>9</b>	<b>8</b>	<b>17</b>	<b>4/9</b>	<b>0</b>	<b>0</b>	<b>0</b>	<b>0</b>	<b>0</b>

### 2011 Single-Game Bests

Unassisted Tackles.....	2 vs. Marshall
Assisted Tackles.....	4 at Maryland
Total Tackles.....	5 at Maryland
Tackles For Loss.....	1 (4 times)
Sacks.....	0
Forced Fumbles.....	0
Fumble Recoveries.....	0
Pass Breakups.....	0

### Anderson's Defensive Statistics

Year	GP	T	A	TT	TFL	Sacks	PBU	FF	FR
2011	13	9	8	17	4/9	0	0	0	0
2010	13	3	3	6	0	0	0	0	0
<b>Totals</b>	<b>26</b>	<b>12</b>	<b>11</b>	<b>23</b>	<b>4</b>	<b>0</b>	<b>0</b>	<b>0</b>	<b>0</b>



**56** Jewone Snow  
MLB, 6-3, 230, r-Fr.  
Canton, Ohio

### 2011 Notes

- ✓ Played in 11 games and started seven
- ✓ Made one tackle at USF
- ✓ Registered career highs with one sack and one tackle for loss versus Pitt; also had seven total tackles
- ✓ Assisted on two tackles against Louisville
- ✓ Tied for a game high with seven assisted tackles at Rutgers
- ✓ Recorded a game-high eight tackles at Syracuse; tied for a game high and set season-high mark with six solo tackles
- ✓ Made first career start against Bowling Green
- ✓ Had a game-changing 83-yard fumble return against UConn; also registered seven tackles, assisted on a sack and assisted on a tackle for loss
- ✓ Had a team-high nine tackles and assisted on a tackle for loss against Bowling Green; also had a game-high six assisted tackles

### 2011 Game-By-Game

Opponent	S	AT	TT	TFLs	Sacks	FF	FR	Int	PBU
Marshall					DNP				
Norfolk State	0	0	0	0	0	0	0	0	0
at Maryland	0	0	0	0	0	0	0	0	0
LSU	0	0	0	0	0	0	0	0	0
Bowling Green	3	6	9	0.5/1	0	0	0	0	0
UConn	4	3	7	0.5/4	0.5/4	0	1	0	0
at Syracuse	6	2	8	0	0	0	0	0	0
at Rutgers	1	7	8	0	0	0	0	0	0
Louisville	0	2	2	0	0	0	0	0	0
at Cincinnati	0	0	0	0	0	0	0	0	0
Pitt	3	4	7	1/2	1/2	0	0	0	0
at USF	1	0	1	0	0	0	0	0	0
Clemson					DNP				
<b>Totals</b>	<b>18</b>	<b>2</b>	<b>42</b>	<b>2/7</b>	<b>1.5/6</b>	<b>0</b>	<b>1</b>	<b>0</b>	<b>0</b>

### 2011 Single-Game Bests

Unassisted Tackles.....	6 at Syracuse
Assisted Tackles.....	7 at Rutgers
Total Tackles.....	9 vs. Bowling Green
Tackles For Loss.....	1 vs. Pitt
Sacks.....	1 vs. Pitt
Forced Fumbles.....	0
Fumble Recoveries.....	1 vs. UConn
Pass Breakups.....	0

### Snow's Defensive Statistics

Year	GP	T	A	TT	TFL	Sacks	PBU	FF	FR
2011	11	18	24	42	2/7	1.5/6	0	0	1



**43** Casey Vance  
WLB, 5-9, 222, r-Sr.  
Seneca Rocks, W.Va.

### 2011 Notes

- ✓ Played in 11 games and started seven
- ✓ Recorded six total tackles versus Pitt
- ✓ Set a career high with four solo tackles against Syracuse; had a total of six tackles
- ✓ Registered three tackles and one tackle for loss against UConn; also assisted on a sack
- ✓ Assisted on a tackle against Bowling Green
- ✓ Had a career-high seven tackles at Maryland
- ✓ Had four tackles against Norfolk State
- ✓ Recorded three tackles against Marshall

### 2011 Game-By-Game

Opponent	S	AT	TT	TFLs	Sacks	FF	FR	Int	PBU
Marshall	0	3	3	0	0	0	0	0	0
Norfolk State	1	3	4	1.5/2	0	0	0	0	0
at Maryland	1	6	7	0	0	0	0	0	0
LSU					DNP				
Bowling Green	0	1	1	0	0	0	0	0	0
UConn	1	2	3	1.0/1	0.5/0	0	0	0	0
at Syracuse	4	2	6	0	0	0	0	0	0
at Rutgers	0	0	0	0	0	0	0	0	0
Louisville	0	0	0	0	0	0	0	0	0
at Cincinnati					DNP				
Pitt	2	4	6	0	0	0	0	0	0
at USF	0	0	0	0	0	0	0	0	0
Clemson	0	0	0	0	0	0	0	0	0
<b>Totals</b>	<b>9</b>	<b>21</b>	<b>30</b>	<b>2.5/3</b>	<b>0.5</b>	<b>0</b>	<b>0</b>	<b>0</b>	<b>0</b>

### 2011 Single-Game Bests

Unassisted Tackles.....	4 at Syracuse
Assisted Tackles.....	6 at Maryland
Total Tackles.....	7 at Maryland
Tackles For Loss.....	1.5 vs. Norfolk State
Sacks.....	0.5 vs. UConn
Forced Fumbles.....	0
Fumble Recoveries.....	0
Pass Breakups.....	0

### Career Highs

Unassisted Tackles.....	4 at Syracuse (11)
Assisted Tackles.....	6 at Maryland (11)
Total Tackles.....	7 at Maryland (11)
Tackles For Loss.....	1.5 vs. Norfolk State (11)
Sacks.....	0.5 vs. UConn (11)
Forced Fumbles.....	0
Fumble Recoveries.....	0
Pass Breakups.....	0

### Vance's Defensive Statistics

Year	GP	T	A	TT	TFL	Sacks	PBU	FF	FR
2011	10	9	21	30	2.5/3	0.5/1	0	0	0
2010	12	5	3	8	0	0	0	1	0
<b>Totals</b>	<b>22</b>	<b>14</b>	<b>24</b>	<b>38</b>	<b>2.5/3</b>	<b>0.5/1</b>	<b>0</b>	<b>1</b>	<b>0</b>



# Mountaineer Defensive Backs



**8 Keith Tandy**  
LCB, 5-10, 199, r-Sr.  
Hopkinsville, Ky.

**2011 Notes**

- ✓ Three-year starter at cornerback
- ✓ First Team All-BIG EAST (Coaches, Phil Steele, and ESPN.com)
- ✓ Named as a member of the 2011 All-ECAC defense
- ✓ Previously played right cornerback and was moved to the left side during the spring
- ✓ No. 2 in the BIG EAST and tied for No. 43 in the nation in passes defended
- ✓ Ranked No. 3 in the BIG EAST and tied for No. 38 nationally in interceptions
- ✓ Finished the season No. 30 in the BIG EAST in total tackles
- ✓ Had a team-high nine pass breakups this season; also led the team with four interceptions for a total of 13 passes defended
- ✓ Tied for a game high with six solo tackles and one interception against Clemson
- ✓ Made four unassisted tackles at USF
- ✓ Collected five total tackles versus Pitt
- ✓ Had game highs with one interception and two pass brakeups at Cincinnati
- ✓ Finished with three tackles, including two solo stops against Louisville
- ✓ Tied for a game high with two passes defended at Rutgers; also recorded five total tackles
- ✓ Registered five solo tackles and had seven total tackles at Syracuse
- ✓ Tied a game high with five solo tackles and had a total of six tackles against UConn
- ✓ Recorded three solo tackles and a game-high two interceptions against Bowling Green
- ✓ Tied for game high with two pass breakups against Bowling Green
- ✓ Had six tackles, including a team-high five solo stops and one pass breakup against LSU
- ✓ Tied his career high with 10 tackles and tied with a team high eight solo tackles at Maryland
- ✓ Had three solo tackles against Norfolk State
- ✓ Team-high five solo tackles against Marshall

**2011 Game-By-Game**

Opponent	S	AT	TT	TFLs	Sacks	FF	FR	Int	PBU
Marshall	5	0	5	1/7	0	0	0	0	0
Norfolk State	3	0	3	0	0	0	0	0	1
at Maryland	8	2	10	1/2	0	0	0	0	1
LSU	5	1	6	0	0	0	0	0	1
Bowling Green	3	0	3	0	0	0	0	2/29	2
UConn	5	1	6	0	0	0	0	0	0
at Syracuse	5	2	7	0	0	0	0	0	0
at Rutgers	3	2	5	0	0	0	0	0	2
Louisville	2	1	3	0	0	0	0	0	0
at Cincinnati	0	1	1	0	0	0	0	1/16	2
Pitt	1	4	5	0	0	0	0	0	0
at USF	4	0	4	0	0	0	0	0	0
Clemson	6	0	6	0	0	0	0	1/18	0
<b>Totals</b>	<b>50</b>	<b>14</b>	<b>64</b>	<b>2/9</b>	<b>0</b>	<b>0</b>	<b>0</b>	<b>4/63</b>	<b>9</b>

**Tandy's Defensive Statistics**

Year	GP	T	A	TT	TFL	PBU	INT	FF	FR
2011	13	50	14	64	2/9	9	4	0	0
2010	13	38	19	57	2/3	11	6	1	0
2009	13	43	18	61	4/12	4	3	0	1
2008	6	4	2	6	0	0	0	0	0
<b>Totals</b>	<b>45</b>	<b>135</b>	<b>53</b>	<b>188</b>	<b>8</b>	<b>24</b>	<b>13</b>	<b>1</b>	<b>1</b>

**2010 Game-By-Game**

Opponent	S	AT	TT	TFLs	Sacks	FF	FR	Int	PBU
Coastal	2	1	3	0	0	0	0	0	0
at Marshall	1	3	4	0.5/1	0	0	0	0	0
Maryland	2	0	2	0	0	0	0	0	0
at LSU	1	1	2	0	0	0	0	1	2
UNLV	1	0	1	0	0	0	0	2	0
USF	6	4	10	0.5/1	0	1	0	1	0
Syracuse	5	5	10	0	0	0	0	0	0
at UConn	3	1	4	0	0	0	0	0	0
Cincinnati	5	0	5	1/1	0	0	0	1	4
at Louisville	4	0	4	0	0	0	0	1	1
at Pitt	8	1	9	0	0	0	0	0	1
Rutgers	1	1	2	0	0	0	0	0	1
NC State	1	2	3	0	0	0	0	0	2
<b>Totals</b>	<b>38</b>	<b>19</b>	<b>57</b>	<b>2/3</b>	<b>0</b>	<b>1</b>	<b>0</b>	<b>6</b>	<b>11</b>

**2009 Game-By-Game**

Opponent	S	AT	TT	TFLs	Sacks	FF	FR	Int	PBU
Liberty	1	0	1	0	0	0	0	0	0
East Carolina	3	2	5	0	0	0	0	1	0
at Auburn	2	2	4	1/4	0	0	0	0	0
Colorado	2	4	6	0	0	0	0	0	0
Marshall	2	1	3	1/5	0	0	0	0	1
UConn	6	2	8	0	0	0	0	1	0
at USF	7	0	7	1/1	0	0	0	0	0
Louisville	6	1	7	1/2	0	0	0	0	0
at Cincinnati	3	0	3	0	0	0	0	0	0
Pitt	7	3	10	0	0	0	0	1	0
at Rutgers	2	1	3	0	0	0	0	0	2
Fla. State	2	2	4	0	0	0	0	0	1
<b>Totals</b>	<b>43</b>	<b>18</b>	<b>61</b>	<b>4/12</b>	<b>0</b>	<b>0</b>	<b>0</b>	<b>3</b>	<b>4</b>

**2008 Game-By-Game**


Opponent	S	AT	TT	TFLs	Sacks	FF	FR	Int	PBU
Villanova	0	1	1	0	0	0	0	0	0
at UConn	1	1	2	0	0	0	0	0	0
UNC	3	0	3	0	0	0	0	0	0
<b>Totals</b>	<b>4</b>	<b>2</b>	<b>6</b>	<b>0</b>	<b>0</b>	<b>0</b>	<b>0</b>	<b>0</b>	<b>0</b>

**2011 Single-Game Bests**

Unassisted Tackles.....	8 at Maryland
Assisted Tackles.....	4 vs. Pitt
Total Tackles.....	10 at Maryland
Tackles For Loss.....	1 (2 times)
Sacks.....	0
Forced Fumbles.....	0
Fumble Recoveries.....	0
Interceptions.....	2 vs. Bowling Green
Pass Breakups.....	2 (3 times)

**Career Highs**

Unassisted Tackles.....	8 at Pitt (10), at Maryland (11)
Assisted Tackles.....	5 vs. Syracuse (10)
Total Tackles.....	10 (4 times)
Tackles For Loss.....	1 (7 times)
Sacks.....	0
Forced Fumbles.....	1 vs. USF (10)
Fumble Recoveries.....	0
Interceptions.....	2 vs. UNLV (10), Bowling Green (11)
Pass Breakups.....	4 vs. Cincinnati (10)



**34 Ishmael Banks**  
LCB, 5-11, 181, r-Fr.  
Richmond, Va.

**2011 Notes**

- ✓ Added depth at left cornerback
- ✓ Saw action in all 13 games this season
- ✓ Recorded two tackles against Clemson
- ✓ Collected one solo tackle at USF
- ✓ Made one stop versus Pitt
- ✓ Recorded two tackles at Cincinnati
- ✓ Recorded one solo tackle against UConn
- ✓ Had three tackles and a pass defended against LSU
- ✓ Recorded one tackle against Norfolk State

**2011 Game-By-Game**

Opponent	S	AT	TT	TFLs	Sacks	FF	FR	Int	PBU
Marshall	0	0	0	0	0	0	0	0	0
Norfolk State	1	0	1	0	0	0	0	0	0
at Maryland	0	0	0	0	0	0	0	0	0
LSU	2	1	3	0	0	0	0	0	1
Bowling Green	0	0	0	0	0	0	0	0	0
UConn	1	0	1	0	0	0	0	0	0
at Syracuse	0	0	0	0	0	0	0	0	0
at Rutgers	0	0	0	0	0	0	0	0	0
Louisville	0	0	0	0	0	0	0	0	0
at Cincinnati	1	1	2	0	0	0	0	0	0
Pitt	1	0	1	0	0	0	0	0	0
at USF	1	0	1	0	0	0	0	0	0
Clemson	2	0	2	0	0	0	0	0	0
<b>Totals</b>	<b>9</b>	<b>2</b>	<b>11</b>	<b>0</b>	<b>0</b>	<b>0</b>	<b>0</b>	<b>0</b>	<b>1</b>

**2011 Single-Game Bests**

Unassisted Tackles.....	2 vs. LSU, vs. Clemson
Assisted Tackles.....	1 vs. LSU
Total Tackles.....	3 vs. LSU
Tackles For Loss.....	0
Sacks.....	0
Forced Fumbles.....	0
Fumble Recoveries.....	0
Pass Breakups.....	1 vs. LSU

**Banks's Defensive Statistics**

Year	GP	T	A	TT	TFL	PBU	INT	FF	FR
2011	13	9	2	11	0	1	0	0	0



2012 DISCOVER ORANGE BOWL CHAMPIONS





**18** Brantwon Bowser  
LCB, 5-11, 188, r-Sr.  
Phoenix, Ariz.

### 2011 Notes

- ✓ Added depth at left cornerback
- ✓ Also used on special teams
- ✓ Played in 12 of 13 games this season
- ✓ Had one tackle against Bowling Green
- ✓ Recorded one tackle against LSU
- ✓ Had a career-high three tackles against Norfolk State

### 2011 Game-By-Game

Opponent	S	AT	TT	TFLs	Sacks	FF	FR	Int	PBU
Marshall	0	0	0	0	0	0	0	0	0
Norfolk State	2	1	3	0	0	0	0	0	0
at Maryland	0	0	0	0	0	0	0	0	0
LSU	0	1	1	0	0	0	0	0	0
Bowling Green	1	0	1	0	0	0	0	0	0
UConn	0	0	0	0	0	0	0	0	0
at Syracuse	0	0	0	0	0	0	0	0	0
at Rutgers	0	0	0	0	0	0	0	0	0
Louisville	0	0	0	0	0	0	0	0	0
at Cincinnati									DNP
Pitt	0	0	0	0	0	0	0	0	0
at USF	0	0	0	0	0	0	0	0	0
Clemson	0	0	0	0	0	0	0	0	0
<b>Totals</b>	<b>3</b>	<b>2</b>	<b>5</b>	<b>0</b>	<b>0</b>	<b>0</b>	<b>0</b>	<b>0</b>	<b>0</b>

### 2010 Game-By-Game

Opponent	S	AT	TT	TFLs	Sacks	FF	FR	Int	PBU
Coastal	1	0	1	0	0	0	0	0	0
at Marshall	1	2	3	0	0	0	0	0	1
at LSU	1	2	3	0	0	0	0	0	0
USF	0	0	0	0	0	0	0	1	0
Syracuse	0	1	1	0	0	0	0	0	0
Rutgers	0	1	1	0	0	0	0	0	1
<b>Totals</b>	<b>3</b>	<b>8</b>	<b>11</b>	<b>0</b>	<b>0</b>	<b>0</b>	<b>0</b>	<b>1</b>	<b>2</b>

### 2011 Single-Game Bests

Unassisted Tackles.....	2 vs. Norfolk State
Assisted Tackles.....	1 vs. Norfolk State
Total Tackles.....	3 vs. Norfolk State
Tackles For Loss.....	0
Sacks.....	0
Forced Fumbles.....	0
Fumble Recoveries.....	0
Pass Breakups.....	0

### Career Highs

Unassisted Tackles.....	2 vs. Norfolk State (11)
Assisted Tackles.....	3 at Marshall (10), at LSU (10)
Total Tackles.....	3 (3 times)
Tackles For Loss.....	0
Sacks.....	0
Forced Fumbles.....	0
Fumble Recoveries.....	0
Interceptions.....	1 vs. USF (10)
Pass Breakups.....	1 at Marshall (10)

### Bowser's Defensive Statistics

Year	GP	T	A	TT	TFL	PBU	INT	FF	FR
2011	12	3	2	5	0	0	0	0	0
2010	13	3	8	11	1	2	1/4	0	0
<b>Totals</b>	<b>25</b>	<b>6</b>	<b>10</b>	<b>16</b>	<b>0</b>	<b>2</b>	<b>1</b>	<b>0</b>	<b>0</b>



**28** Terence Garvin  
SS, 6-3, 222, Jr.  
Baltimore, Md.

### 2011 Notes

- ✓ Two-year starter at spur safety
- ✓ Ranked No. 13 in the BIG EAST in total tackles
- ✓ Ranked fourth on the team in sacks (3.5); tied for second on the team in interceptions (2)
- ✓ Did not play in Orange Bowl due to knee injury
- ✓ Recorded three total tackles and one sack at USF
- ✓ Set career highs and had game-high honors against Pitt with nine solo tackles and 14 total tackles; also had a game-high five solo stops and one tackle for loss
- ✓ Did not play against Cincinnati due to injury
- ✓ Tied for team high with six unassisted tackles against Louisville; fourth-leading total tackler with seven stops
- ✓ Recorded five tackles and one pass defended at Rutgers
- ✓ Registered four solo tackles and five total tackles at Syracuse
- ✓ Had game, season and career highs in sacks and tackles for loss against UConn with 1.5 each; also had five total tackles
- ✓ Recorded six tackles, one interception, one tackle for loss and a game-high one sack against Bowling Green
- ✓ Recorded six tackles against LSU
- ✓ Had first career interception and touchdown at Maryland
- ✓ Recorded a team-high six tackles against Norfolk State
- ✓ Had one pass breakup and four tackles against Marshall

### 2011 Single-Game Bests

Unassisted Tackles.....	9 vs. Pitt
Assisted Tackles.....	5 vs. Bowling Green, vs. Pitt
Total Tackles.....	14 vs. Pitt
Tackles For Loss.....	1.5 vs. UConn
Sacks.....	1.5 vs. UConn
Forced Fumbles.....	0
Fumble Recoveries.....	0
Interceptions.....	1 at Maryland, vs. Bowling Green
Pass Breakups.....	1 (3 times)

### Career Highs

Unassisted Tackles.....	9 vs. Pitt (11)
Assisted Tackles.....	7 at Marshall (10)
Total Tackles.....	14 vs. Pitt (11)
Tackles For Loss.....	1.5 vs. UConn (11)
Sacks.....	1.5 vs. UConn (11)
Forced Fumbles.....	1 at UConn (10)
Fumble Recoveries.....	1 at Pitt (10), vs. NC State (10)
Interceptions.....	1 at Maryland (11), vs. Bowling Green (11)
Pass Breakups.....	1 (7 times)

### Garvin's Defensive Statistics

Year	GP	T	A	TT	TFL	Sacks	PBU	FF	FR
2011	11	43	29	72	5.5/13	3.5/5	3	0	0
2010	13	41	35	76	4.5/17	1/8	4	1	2
2009	10	3	7	10	0	0	0	0	0
<b>Totals</b>	<b>34</b>	<b>87</b>	<b>71</b>	<b>158</b>	<b>10</b>	<b>4.5</b>	<b>7</b>	<b>1</b>	<b>2</b>

### 2011 Game-By-Game

Opponent	S	AT	TT	TFLs	Sacks	FF	FR	Int	PBU
Marshall	2	2	4	0.5/1	0	0	0	0	1
Norfolk State	6	2	8	0	0	0	0	0	0
at Maryland	5	4	9	0.5/3	0	0	0	1/37	1
LSU	2	4	6	0	0	0	0	0	0
Bowling Green	1	5	6	1/2	1/2	0	0	1/5	0
UConn	4	1	5	1.5/3	1.5/3	0	0	0	0
at Syracuse	4	1	5	0	0	0	0	0	0
at Rutgers	2	3	5	0	0	0	0	0	1
Louisville	6	1	7	0	0	0	0	0	0
at Cincinnati									DNP
Pitt	9	5	14	1/3	0	0	0	0	0
at USF	2	1	3	1/1	1	0	0	0	0
Clemson									DNP
<b>Totals</b>	<b>43</b>	<b>29</b>	<b>72</b>	<b>5.5/13</b>	<b>3.5/5</b>	<b>0</b>	<b>0</b>	<b>2/32</b>	<b>3</b>

### 2010 Game-By-Game

Opponent	S	AT	TT	TFLs	Sacks	FF	FR	Int	PBU
Coastal	4	6	10	0.5/1	0	0	0	0	0
at Marshall	0	7	0	0	0	0	0	0	1
Maryland	2	2	4	0	0	0	0	0	0
at LSU	2	2	4	0	0	0	0	0	0
UNLV	4	3	7	0.5/1	0	0	0	1/5	1
USF	7	0	7	0	0	0	0	0	0
Syracuse	2	4	6	1/1	0	0	0	0	0
at UConn	3	4	7	0	0	1	0	0	1
Cincinnati	2	3	5	0.5/3	0	0	0	0	0
at Louisville	4	0	4	1/8	1/8	0	0	0	0
at Pitt	3	1	4	0	0	0	1	0	1
Rutgers	4	2	6	1/3	0	0	0	0	0
NC State	4	1	5	0	0	0	1	0	0
<b>Totals</b>	<b>41</b>	<b>35</b>	<b>76</b>	<b>4.5</b>	<b>1</b>	<b>1</b>	<b>2</b>	<b>1</b>	<b>4</b>

### 2009 Game-By-Game

Opponent	S	AT	TT	TFLs	Sacks	FF	FR	Int	PBU
Liberty	1	0	1	0	0	0	0	0	0
at Colorado	0	2	2	0	0	0	0	0	0
at Syracuse	0	1	1	0	0	0	0	0	0
Marshall	1	0	1	0	0	0	0	0	0
UConn	0	1	1	0	0	0	0	0	0
at USF	0	1	1	0	0	0	0	0	0
at Cincinnati	1	0	1	0	0	0	0	0	0
Pitt	0	2	2	0	0	0	0	0	0
<b>Totals</b>	<b>3</b>	<b>7</b>	<b>10</b>	<b>0</b>	<b>0</b>	<b>0</b>	<b>0</b>	<b>0</b>	<b>0</b>



# Mountaineer Defensive Backs



**24** Eain Smith  
FS, 5-11, 202, r-Sr.  
Miramar, Fla.

### 2011 Notes

- ✓ Started all 13 games in 2011
- ✓ Second Team All-BIG EAST (Coaches)
- ✓ Third Team All-BIG EAST (Phil Steele)
- ✓ Tied for No. 17 in the BIG EAST in passes defended; ranked No. 19 in the BIG EAST in total tackles
- ✓ Led the team in unassisted tackles (55); No. 3 in passes defended (6)
- ✓ Had game highs with 13 tackles and 12 solo tackles against Clemson; also assisted on a tackle for loss
- ✓ BIG EAST Special Teams Player of the Week on Nov. 14 for his performance at Cincinnati
- ✓ Recorded five solo tackles and one pass breakup at USF
- ✓ Had three tackles and one pass breakup versus Pitt
- ✓ Blocked game-tying field goal attempt by Cincinnati as time expired; also had one tackle for loss and four total stops
- ✓ Finished with three solo tackles against Louisville
- ✓ Tied for a career and game high with five solo tackles at Rutgers; also tied for a game high with two pass breakups
- ✓ Registered seven total tackles at Syracuse; tied a career high with five solo tackles
- ✓ Tied for game highs with eight tackles and five solo tackles against UConn; also forced a game-high one fumble
- ✓ Recorded a team-high five solo tackles and tied for a game high with two pass breakups against Bowling Green; also forced one fumble
- ✓ Had four tackles against LSU
- ✓ Had a tackle for loss against LSU
- ✓ Recorded five tackles and a game-saving interception at Maryland
- ✓ Had five tackles, including four solos against Norfolk State
- ✓ Had four tackles, including three solos against Marshall

### 2011 Game-By-Game

Opponent	S	AT	TT	TFLs	Sacks	FF	FR	Int	PBU
Marshall	3	1	4	0	0	0	0	0	0
Norfolk State	4	1	5	0	0	0	0	0	0
at Maryland	2	3	5	0.5/3	0	0	0	1/1	0
LSU	3	1	4	1/3	0	0	0	0	0
Bowling Green	5	2	7	0	0	1	0	0	2
UConn	5	3	8	0	0	1	0	0	0
at Syracuse	5	2	7	0	0	0	0	0	0
at Rutgers	5	3	8	0	0	0	0	0	2
Louisville	3	0	3	0	0	0	0	0	0
at Cincinnati	2	2	4	1/6	0	0	0	0	0
Pitt	1	2	3	0	0	0	0	0	1
at USF	5	0	5	0	0	0	0	0	1
Clemson	12	1	13	0.5/1	0	0	0	0	0
<b>Totals</b>	<b>55</b>	<b>21</b>	<b>76</b>	<b>3/13</b>	<b>0</b>	<b>2</b>	<b>0</b>	<b>1/1</b>	<b>6</b>

### Smith's Defensive Statistics

Year	GP	T	A	TT	TFL	Sack	PBU	INT
2011	13	55	21	76	3/13	0	6	1/1
2010	12	15	8	23	1/9	1/9	2	1/38
2009	13	8	9	17	0	0	1	0
2008	13	16	23	39	0.5/2	0	1	0
<b>Totals</b>	<b>51</b>	<b>94</b>	<b>61</b>	<b>155</b>	<b>4.5</b>	<b>1</b>	<b>10</b>	<b>2</b>

### 2010 Game-By-Game

Opponent	S	AT	TT	TFLs	Sacks	FF	FR	Int	PBU
Coastal	3	1	4	0	0	0	0	0	0
at Marshall	0	2	2	0	0	0	0	0	0
at LSU	0	1	1	0	0	0	0	1/38	0
UNLV	2	0	2	0	0	0	0	0	1
USF	3	0	3	0	0	0	0	0	1
Syracuse	0	1	1	0	0	0	0	0	0
at UConn	2	3	5	0	0	0	0	0	0
at Louisville	1	0	1	1/9	1/9	0	0	0	0
at Pitt	2	0	2	0	0	0	0	0	0
Rutgers	1	1	2	0	0	0	0	0	0
<b>Totals</b>	<b>15</b>	<b>8</b>	<b>23</b>	<b>1/9</b>	<b>1/9</b>	<b>0</b>	<b>0</b>	<b>1</b>	<b>2</b>

### 2009 Game-By-Game

Opponent	S	AT	TT	TFLs	Sacks	FF	FR	Int	PBU
Liberty	2	3	5	0	0	0	0	0	1
East Carolina	2	2	4	0	0	0	0	0	0
at Auburn	3	1	4	0	0	0	0	0	0
Marshall	1	1	2	0	0	0	0	0	0
Rutgers	0	2	2	0	0	0	0	0	0
<b>Totals</b>	<b>8</b>	<b>9</b>	<b>17</b>	<b>0</b>	<b>0</b>	<b>0</b>	<b>0</b>	<b>0</b>	<b>1</b>

### 2008 Game-By-Game

Opponent	S	AT	TT	TFLs	Sacks	FF	FR	Int	PBU
Villanova	1	2	3	0	0	0	0	0	0
at East Carolina	1	6	7	0	0	0	0	0	0
at Colorado	2	0	2	0	0	0	0	0	0
Marshall	3	0	3	0	0	0	0	0	0
Rutgers	0	1	1	0	0	0	0	0	0
Syracuse	2	3	5	0	0	0	0	0	0
Auburn	1	2	3	0	0	0	0	0	0
at UConn	0	2	2	0	0	0	0	0	0
Cincinnati	0	1	1	0.5/2	0	0	0	0	0
at Louisville	2	0	2	0	0	0	0	0	0
at Pitt	2	2	4	0	0	0	0	0	1
USF	2	3	5	0	0	0	0	0	0
UNC	0	1	1	0	0	0	0	0	0
<b>Totals</b>	<b>16</b>	<b>23</b>	<b>39</b>	<b>0.5/2</b>	<b>0</b>	<b>0</b>	<b>0</b>	<b>0</b>	<b>1</b>

### 2011 Single-Game Bests

Unassisted Tackles.....12 vs. Clemson  
 Assisted Tackles.....3 (3 times)  
 Total Tackles.....13 vs. Clemson  
 Tackles For Loss.....1 vs. LSU, at Cincinnati  
 Sacks.....0  
 Forced Fumbles.....1 (2 times)  
 Fumble Recoveries.....0  
 Interceptions.....1 at Maryland  
 Pass Breakups.....2 (2 times)

### Career Highs

Unassisted Tackles.....12 vs. Clemson (12)  
 Assisted Tackles.....6 at East Carolina ('08)  
 Total Tackles.....13 vs. Clemson (12)  
 Tackles For Loss.....1 (3 times)  
 Sacks.....1 at Louisville (10)  
 Forced Fumbles.....1 vs. Bowling Green (11), UConn (11)  
 Fumble Recoveries.....0  
 Interceptions.....1 at LSU (10), at Maryland (11)  
 Pass Breakups.....2 vs. Bowling Green (11), at Rutgers (11)



**26** Travis Bell  
FS, 6-2, 202, So.  
Belle Glade, Fla.

### 2011 Notes

- ✓ Added depth at free safety
- ✓ Used extensively on special teams
- ✓ Played in 11 games this season
- ✓ Made first career start at Cincinnati and tied for a game high with four assisted tackles
- ✓ Saw significant playing time against UConn and recorded a season-high two tackles; also had one pass breakup
- ✓ Had first career fumble recovery against Bowling Green
- ✓ Recorded one tackle against LSU

### 2011 Game-By-Game

Opponent	S	AT	TT	TFLs	Sacks	FF	FR	Int	PBU
Marshall	0	0	0	0	0	0	0	0	0
Norfolk State	0	0	0	0	0	0	0	0	0
at Maryland	0	0	0	0	0	0	0	0	0
LSU	0	1	1	0	0	0	0	0	0
Bowling Green	0	0	0	0	0	0	1	0	0
UConn	2	0	2	0	0	0	0	0	0
at Syracuse	0	0	0	0	0	0	0	0	0
at Rutgers	0	1	1	0	0	0	0	0	0
Louisville	0	0	0	0	0	0	0	0	0
at Cincinnati	2	4	6	0	0	0	0	0	1
Pitt	DNP								
at USF	DNP								
Clemson	0	0	0	0	0	0	0	0	0
<b>Totals</b>	<b>4</b>	<b>6</b>	<b>10</b>	<b>0</b>	<b>0</b>	<b>0</b>	<b>1</b>	<b>0</b>	<b>0</b>

### 2011 Single-Game Bests

Unassisted Tackles.....2 vs. UConn, at Cincinnati  
 Assisted Tackles.....4 at Cincinnati  
 Total Tackles.....6 at Cincinnati  
 Tackles For Loss.....0  
 Sacks.....0  
 Forced Fumbles.....0  
 Fumble Recoveries.....1 vs. Bowling Green  
 Pass Breakups.....1 at Cincinnati

### Bell's Defensive Statistics

Year	GP	T	A	TT	TFL	PBU	INT	FF	FR
2011	11	4	6	10	0	1	0	0	1
2010	13	4	1	5	0	0	0	0	0
<b>Totals</b>	<b>24</b>	<b>8</b>	<b>7</b>	<b>15</b>	<b>0</b>	<b>1</b>	<b>0</b>	<b>0</b>	<b>1</b>



2012 DISCOVER ORANGE BOWL CHAMPIONS





**25 Darwin Cook**  
BS, 5-11, 204, r-So.  
Cleveland, Ohio

### 2011 Notes

- ✓ First-year starter at bandit safety in 2011
- ✓ Ranked No. 14 in the BIG EAST in total tackles
- ✓ Second on the team in tackles (85), solo tackles (51), assisted tackles (34) and interceptions (2)
- ✓ Had pivotal 99-yard fumble return for touchdown in Orange Bowl; also collected four total tackles
- ✓ Made four unassisted tackles at USF
- ✓ Had one interception and eight tackles versus Pitt
- ✓ Collected five tackles at Cincinnati
- ✓ Tied for game-high honors with 10 tackles and assisted on a tackle for loss against Louisville
- ✓ Recorded a game-high 11 tackles at Rutgers; also tied for a game high with five solo tackles and two passes defended
- ✓ Tied for a game high with eight tackles and assisted on a tackle for loss, which was the first of his career, against UConn
- ✓ Had three tackles and one fumble recovery against Bowling Green
- ✓ Had six tackles and one PBU against LSU
- ✓ Had seven tackles and his first career interception at Maryland
- ✓ Had a team- and career-high 11 tackles against Norfolk State
- ✓ Had four tackles, including two solos vs. Marshall

### Cook's Defensive Statistics

Year	GP	T	A	TT	TFL	PBU	INT	FF	FR
2011	13	51	34	85	1/2	4	2/21	0	2
2010	13	8	1	9	0	0	0	0	1
<b>Totals</b>	<b>26</b>	<b>59</b>	<b>35</b>	<b>94</b>	<b>1</b>	<b>4</b>	<b>2</b>	<b>0</b>	<b>3</b>

### 2011 Game-By-Game

Opponent	S	AT	TT	TFLs	Sacks	FF	FR	Int	PBU
Marshall	2	2	4	0	0	0	0	0	0
Norfolk State	6	5	11	0	0	0	0	0	0
at Maryland	6	1	7	0	0	0	0	1/0	0
LSU	3	3	6	0	0	0	0	0	1
Bowling Green	2	1	3	0	0	0	1	0	0
UConn	4	4	8	0.5/1	0	0	0	0	0
at Syracuse	3	1	4	0	0	0	0	0	1
at Rutgers	5	6	11	0	0	0	0	0	2
Louisville	6	4	10	0.5/1	0	0	0	0	0
at Cincinnati	4	1	5	0	0	0	0	0	0
Pitt	4	4	8	0	0	0	0	1/21	0
at USF	4	0	4	0	0	0	0	0	0
Clemson	2	2	4	0	0	0	0	1/99	0
<b>Totals</b>	<b>51</b>	<b>34</b>	<b>85</b>	<b>1/2</b>	<b>0</b>	<b>02</b>	<b>992</b>	<b>21</b>	<b>4</b>

### 2011 Single-Game Bests

Unassisted Tackles.....6 (3 times)  
 Assisted Tackles.....6 at Rutgers  
 Total Tackles.....11 vs. Norfolk State, at Rutgers  
 Tackles For Loss.....0.5 vs. UConn, Louisville  
 Sacks.....0  
 Forced Fumbles.....0  
 Fumble Recoveries.....1 vs. Bowling Green, Clemson  
 Pass Breakups.....2 at Rutgers  
 Interceptions.....1 (2 times)

### Career Highs

Unassisted Tackles.....6 (3 times)  
 Assisted Tackles.....6 at Rutgers (11)  
 Total Tackles.....11 vs. Norfolk State (11), at Rutgers (11)  
 Tackles For Loss.....0.5 vs. UConn (11), vs. Louisville (11)  
 Forced Fumbles.....0  
 Fumble Recoveries.....1 (3 times)  
 Pass Breakups.....2 at Rutgers (11)  
 Interceptions.....1 at Maryland (11), vs. Pitt (11)



**37 Wes Tonkery**  
BS, 6-1, 203, r-Fr.  
Shinnston, W.Va.

### 2011 Notes

- ✓ Added depth at bandit safety
- ✓ Used on special teams
- ✓ Played in nine games
- ✓ Made first career start in Orange Bowl against Clemson due to injury to Terrence Garvin
- ✓ Tied a career high with two tackles versus Pitt
- ✓ Had a career-high two tackles versus Norfolk State

### 2011 Game-By-Game

Opponent	S	AT	TT	TFLs	Sacks	FF	FR	Int	PBU
Marshall	0	0	0	0	0	0	0	0	0
Norfolk State	2	0	2	1/3	0	0	0	0	0
at Maryland	0	0	0	0	0	0	0	0	0
LSU				DNP					
Bowling Green	0	0	0	0	0	0	0	0	0
UConn	0	0	0	0	0	0	0	0	0
at Syracuse				DNP					
at Rutgers				DNP					
Louisville				DNP					
at Cincinnati	0	0	0	0	0	0	0	0	0
Pitt	2	0	2	0	0	0	0	0	0
at USF	0	0	0	0	0	0	0	0	0
Clemson	0	0	0	0	0	0	0	0	0
<b>Totals</b>	<b>4</b>	<b>0</b>	<b>4</b>	<b>1/3</b>	<b>0</b>	<b>0</b>	<b>0</b>	<b>0</b>	<b>0</b>

### 2011 Single-Game Bests

Unassisted Tackles.....2 vs. Norfolk State, vs. Pitt  
 Assisted Tackles.....0  
 Total Tackles.....2 vs. Norfolk State, vs. Pitt  
 Tackles For Loss.....1 vs. Norfolk State  
 Sacks.....0  
 Forced Fumbles.....0  
 Fumble Recoveries.....0  
 Pass Breakups.....0

### Tonkery's Defensive Statistics

Year	GP	T	A	TT	TFL	PBU	INT	FF	FR
2011	9	4	0	4	1/3	0	0	0	0



**36 Shaq Petteway**  
BS, 6-0, 200, Fr.  
Steubenville, Ohio

### 2011 Notes

- ✓ Added depth at bandit safety
- ✓ Used extensively on special teams
- ✓ Played in 12 games this season
- ✓ Made two total tackles at USF
- ✓ Saw significant playing time against UConn and recorded two solo tackles, which tied a career high
- ✓ Registered two tackles against Bowling Green

### 2011 Game-By-Game

Opponent	S	AT	TT	TFLs	Sacks	FF	FR	Int	PBU
Marshall	0	0	0	0	0	0	0	0	0
Norfolk State	0	0	0	0	0	0	0	0	0
at Maryland	0	0	0	0	0	0	0	0	0
LSU	0	0	0	0	0	0	0	0	0
Bowling Green	0	2	2	0	0	0	0	0	0
UConn	2	0	2	0	0	0	0	0	0
at Syracuse	0	0	0	0	0	0	0	0	0
at Rutgers	1	0	1	0	0	0	0	0	0
Louisville	1	0	0	0	0	0	0	0	0
at Cincinnati				DNP					
Pitt	0	0	0	0	0	0	0	0	0
at USF	1	1	2	0	0	0	0	0	0
Clemson	0	0	0	0	0	0	0	0	0
<b>Totals</b>	<b>5</b>	<b>3</b>	<b>8</b>	<b>0</b>	<b>0</b>	<b>0</b>	<b>0</b>	<b>0</b>	<b>0</b>

### 2011 Single-Game Bests

Unassisted Tackles.....2 vs. UConn  
 Assisted Tackles.....2 vs. Bowling Green  
 Total Tackles.....2 (3 times)  
 Tackles For Loss.....0  
 Sacks.....0  
 Forced Fumbles.....0  
 Fumble Recoveries.....0  
 Pass Breakups.....0

### Petteway's Defensive Statistics

Year	GP	T	A	TT	TFL	PBU	INT	FF	FR
2011	12	5	3	8	0	0	0	0	0



# Mountaineer Defensive Backs



**6 Pat Miller**  
**RCB, 5-10, 188, Jr.**  
**Birmingham, Ala.**

### 2011 Notes

- ✓ Started nine games at right corner
- ✓ Tied for No. 27 in the BIG EAST in total tackles
- ✓ Fifth-leading tackler for WVU with 64 tackles
- ✓ Tied for third on the team with 50 solo tackles; tied for second on the team with two interceptions
- ✓ Recorded second interception of season and had two tackles against Clemson
- ✓ Made one tackle and had a 52 yard interception return for a touchdown at USF
- ✓ Had two stops versus Pitt
- ✓ Made two tackles at Cincinnati
- ✓ Led team in solo stops with seven and tied for second on team in overall tackles (8) vs. Louisville
- ✓ Had four total tackles at Rutgers
- ✓ Recorded six total tackles at Syracuse
- ✓ Tied for game high with one forced fumble against UConn; also had five total tackles
- ✓ Tied for team high with five solo tackles against Bowling Green
- ✓ Tied for team high with five solo tackles against LSU
- ✓ Recorded seven total tackles against LSU
- ✓ Recorded a career-high 11 tackles at Maryland
- ✓ Had five tackles and one pass breakup against Norfolk State
- ✓ Recorded four solo tackles to go along with six total tackles against Marshall

### 2011 Game-By-Game

Opponent	S	AT	TT	TFLs	Sacks	FF	FR	Int	PBU
Marshall	4	2	6	0.5/0	0	0	0	0	0
Norfolk State	4	1	5	1/1	0	0	0	0	1
at Maryland	8	3	11	0	0	0	0	0	2
LSU	5	2	7	0	0	0	0	0	0
Bowling Green	5	2	7	0	0	0	0	0	0
UConn	4	1	5	0	0	1	0	0	0
at Syracuse	5	1	6	0	0	0	0	0	0
at Rutgers	2	2	4	0	0	0	0	0	0
Louisville	7	1	8	0	0	0	0	0	0
at Cincinnati	2	0	2	0	0	0	0	0	0
Pitt	2	0	2	0	0	0	0	0	0
at USF	0	1	1	0	0	0	0	1/52	0
Clemson	2	0	2	0	0	0	0	1/6	0
<b>Totals</b>	<b>50</b>	<b>16</b>	<b>66</b>	<b>1.5/1</b>	<b>0</b>	<b>1</b>	<b>0</b>	<b>2/58</b>	<b>3</b>

### 2010 Game-By-Game

Opponent	S	AT	TT	TFLs	Sacks	FF	FR	Int	PBU
Coastal	1	0	1	0	0	0	0	0	0
Maryland	2	2	4	0	0	0	0	0	1
UNLV	5	2	7	1/4	0	0	0	0	1
USF	1	0	1	0	0	0	0	0	1
Cincinnati	1	0	1	0	0	0	0	0	0
Rutgers	0	1	1	0	0	0	0	0	1
NC State	4	1	5	0	0	0	0	0	1
<b>Totals</b>	<b>14</b>	<b>6</b>	<b>20</b>	<b>1/4</b>	<b>0</b>	<b>0</b>	<b>0</b>	<b>0</b>	<b>4</b>

### 2009 Game-By-Game

Opponent	S	AT	TT	TFLs	Sacks	FF	FR	Int	PBU
Colorado	1	0	1	0	0	0	0	0	1
Pitt	1	0	1	0	0	0	0	0	0
<b>Totals</b>	<b>2</b>	<b>0</b>	<b>2</b>	<b>0</b>	<b>0</b>	<b>0</b>	<b>0</b>	<b>0</b>	<b>1</b>

### 2011 Single-Game Bests

Unassisted Tackles ..... 8 at Maryland  
 Assisted Tackles ..... 3 at Maryland  
 Total Tackles ..... 11 at Maryland  
 Tackles For Loss ..... 1 vs. Norfolk State  
 Sacks ..... 0  
 Forced Fumbles ..... 1 vs. UConn  
 Fumble Recoveries ..... 0  
 Pass Breakups ..... 2 at Maryland

### Career Highs

Unassisted Tackles ..... 8 at Maryland (11)  
 Assisted Tackles ..... 3 at Maryland (11)  
 Total Tackles ..... 11 at Maryland (11)  
 Tackles For Loss ..... 1 vs. UNLV (10), vs. Norfolk State (11)  
 Sacks ..... 0  
 Forced Fumbles ..... 1 vs. UConn (11)  
 Fumble Recoveries ..... 0  
 Pass Breakups ..... 2 at Maryland (11)

### Miller's Defensive Statistics

Year	GP	T	A	TT	TFL	PBU	INT	FF	FR
2011	13	50	16	66	1.5/1	3	2/58	1	0
2010	13	14	6	20	1/4	4	0	0	0
2009	9	2	0	2	0	1	0	0	0
<b>Totals</b>	<b>35</b>	<b>66</b>	<b>22</b>	<b>88</b>	<b>2.5/5</b>	<b>8</b>	<b>2</b>	<b>1</b>	<b>0</b>

### 2011 Home and Away

Rushing	Att-Yds-Avg	Avg/Gm
Home	220-882-4.0	126.0
Away	197-713-3.6	118.8
Passing	Comp-Att-Yds-TD-Int	Avg/Gm
Home	189-296-2,549-20-3	364.1
Away	164-246-1,960-12-6	326.7
Total Offense	Rush-Pass-Total	Avg/Gm
Home	882-2,549-3,431	490.1
Away	713-1,960-2,673	445.5
Rush Defense	Att-Yds-Avg	Avg/Gm
Home	258-795-3.1	113.6
Away	214-1,087-5.1	181.2
Pass Defense	Comp-Att-Yds-TD-Int	Avg/Gm
Home	116-193-1,182-5-5	168.9
Away	139-255-1,463-10-9	243.8
Total Defense	Rush-Pass-Total	Avg/Gm
Home	795-1,182-1,977	282.4
Away	1,087-1,463-2,550	425.0



2012 DISCOVER ORANGE BOWL CHAMPIONS





**23 Brodrick Jenkins**  
RCB, 5-10, 184, r-So.  
Ft. Myers, Fla.

### 2011 Notes

- ✓ Played in all 13 games this season and made four starts
- ✓ Ranked No. 8 in the BIG EAST in passes defended
- ✓ Second on the team with eight passes defended
- ✓ Tied a career high with five solo tackles against Clemson; also broke up one pass
- ✓ Collected four tackles and a game-high two pass breakups at USF
- ✓ Registered a game-high two pass breakups against Pitt, had one tackle for loss and made four total tackles
- ✓ Collected career-high six tackles and had one pass breakup at Cincinnati
- ✓ Earned first career start at Rutgers
- ✓ Tied for second on team with two interceptions
- ✓ Intercepted a game-high two passes and also tied for a game high with two passes defended at Rutgers
- ✓ Assisted on one tackle against UConn
- ✓ Had one solo tackle against Bowling Green
- ✓ Recorded one tackle against LSU
- ✓ Had one tackle at Maryland
- ✓ Recorded three tackles against Norfolk State

### 2011 Game-By-Game

Opponent	S	AT	TT	TFLs	Sacks	FF	FR	Int	PBU
Marshall	0	0	0	0	0	0	0	0	0
Norfolk State	3	0	3	1/4	0	0	0	0	0
at Maryland	1	0	1	0	0	0	0	0	0
LSU	1	0	1	0	0	0	0	0	0
Bowling Green	1	0	1	0	0	0	0	0	0
UConn	0	1	1	0	0	0	0	0	0
at Syracuse	0	0	0	0	0	0	0	0	0
at Rutgers	1	0	1	0	0	0	0	2	2
Louisville	0	0	0	0	0	0	0	0	0
at Cincinnati	5	1	6	0	0	0	0	0	1
Pitt	2	2	4	1/6	0	0	0	0	2
USF	3	1	4	0	0	0	0	0	2
Clemson	5	0	5	0	0	0	0	0	1
<b>Totals</b>	<b>22</b>	<b>5</b>	<b>27</b>	<b>2/10</b>	<b>0</b>	<b>0</b>	<b>0</b>	<b>2</b>	<b>8</b>

### 2010 Game-By-Game

Opponent	S	AT	TT	TFLs	Sacks	FF	FR	Int	PBU
Maryland	1	0	1	0	0	0	0	0	0
at LSU	1	0	1	0	0	0	0	0	0
UNLV	4	0	4	0	0	0	0	0	1
Syracuse	0	1	1	0	0	0	0	0	0
at UConn	1	0	1	0	0	0	0	0	1
Cincinnati	2	0	2	0	0	0	0	0	0
at Louisville	2	0	2	0	0	0	0	0	0
at Pitt	1	0	1	0	0	0	0	0	0
Rutgers	1	0	1	0	0	0	0	0	0
NC State	4	0	4	0	0	0	0	0	0
<b>Totals</b>	<b>17</b>	<b>1</b>	<b>18</b>	<b>0</b>	<b>0</b>	<b>0</b>	<b>0</b>	<b>0</b>	<b>2</b>

### 2011 Single-Game Bests

Unassisted Tackles.....	5 at Cincinnati, Clemson
Assisted Tackles.....	2 vs. Pitt
Total Tackles.....	6 at Cincinnati
Tackles For Loss.....	1 vs. Norfolk State, vs. Pitt
Sacks.....	0
Forced Fumbles.....	0
Fumble Recoveries.....	0
Pass Breakups.....	2 (3 times)
Interceptions.....	2 at Rutgers

### Career Bests

Unassisted Tackles.....	5 at Cincinnati (11), Clemson (12)
Assisted Tackles.....	2 vs. Pitt (11)
Total Tackles.....	6 at Cincinnati (11)
Tackles For Loss.....	0
Sacks.....	0
Forced Fumbles.....	0
Fumble Recoveries.....	0
Pass Breakups.....	2 (3 times)
Interceptions.....	2 at Rutgers (11)

### Jenkins' Defensive Statistics

Year	GP	T	A	TT	TFL	PBU	INT	FF	FR
2011	13	22	5	27	2/10	8	2	0	0
2010	13	17	1	18	0	2	0	0	0
<b>Totals</b>	<b>26</b>	<b>39</b>	<b>6</b>	<b>45</b>	<b>2</b>	<b>10</b>	<b>2</b>	<b>0</b>	<b>0</b>



**22 Avery Williams**  
RCB, 5-11, 181, Fr.  
Washington, D.C.

### 2011 Notes

- ✓ Added depth at cornerback
- ✓ Was also used on special teams
- ✓ Played in five contests this season
- ✓ Recorded one solo tackle against Bowling Green
- ✓ Had two tackles against LSU

### 2011 Game-By-Game

Opponent	S	AT	TT	TFLs	Sacks	FF	FR	Int	PBU
Marshall									
Norfolk State	0	0	0	0	0	0	0	0	0
at Maryland									
LSU	1	1	2	0	0	0	0	0	0
Bowling Green	1	0	1	0	0	0	0	0	0
UConn	0	0	0	0	0	0	0	0	0
at Syracuse									
at Rutgers									
Louisville									
at Cincinnati									
Pitt									
at USF									
Clemson	0	0	0	0	0	0	0	0	0
<b>Totals</b>	<b>2</b>	<b>1</b>	<b>3</b>	<b>0</b>	<b>0</b>	<b>0</b>	<b>0</b>	<b>0</b>	<b>0</b>

### 2011 Single-Game Bests

Unassisted Tackles.....	1 (2 times)
Assisted Tackles.....	1 vs. LSU
Total Tackles.....	2 vs. LSU
Tackles For Loss.....	0
Sacks.....	0
Forced Fumbles.....	0
Fumble Recoveries.....	0
Pass Breakups.....	0

### Williams' Defensive Statistics

Year	GP	T	A	TT	TFL	PBU	INT	FF	FR
2011	5	2	1	3	0	0	0	0	0





# Mountaineer Special Teams



**40** Tyler Bitancurt  
K, 6-1, 203, r-Jr.  
Springfield, Va.

### 2011 Notes

- ✓ Three-year starting kicker
- ✓ Tied for No. 36 nationally in field goals and was No. 7 in the BIG EAST
- ✓ No. 28 nationally in scoring and No. 1 in BIG EAST
- ✓ Hit on 16-of-22 field goals in 2011 with a long of 45 yards
- ✓ Connected on 39-of-54 field goals for his career
- ✓ Set the Orange Bowl record with a perfect 10-for-10 on PATs
- ✓ Hit game-winning 28-yard field goal at USF as time expired; Totaled three FGs and 12 points
- ✓ Connected on a 28-yard field goal at Cincinnati and scored six total points
- ✓ Converted on a 27-yard field goal at Syracuse
- ✓ Scored 13 points three times in 2011 (Bowling Green, Maryland, Norfolk St.), which is his second-best single game total
- ✓ Connected on field goals of 31 and 33 yard against UConn and scored 11 total points
- ✓ 2-for-2 against Bowling Green with field goals of 30 and 45 yards, which tied his career long
- ✓ A perfect 3-for-3 at Maryland with field goals of 35, 34, 21 yards to total 13 points in the game
- ✓ Totaled 13 points vs. Norfolk St.
- ✓ Field goals of 17 and 21 yards vs. Norfolk St.
- ✓ Converted on field goals of 27 and 43 yards vs. Marshall

### 2011 Game-By-Game

Opponent	FGM/A	Pct.	Lg	XP/A	Pts.
Marshall	2/2	1.000	43	4/4	10
Norfolk State	2/3	.667	21	7/7	13
at Maryland	3/3	1.000	35	4/4	13
LSU	0/0	0.000	0	3/3	3
Bowling Green	2/2	1.000	45	7/7	13
UConn	2/2	1.000	33	5/5	11
at Syracuse	1/1	1.000	27	2/3	5
at Rutgers	0/0	0.000	0	5/6	5
Louisville	0/2	0.000	0	5/5	5
at Cincinnati	1/3	.333	28	3/3	6
Pitt	0/0	0.000	0	3/3	3
at USF	3/4	.750	42	3/3	12
Clemson	0/0	0.000	0	10/10	10
<b>Totals</b>	<b>16/22</b>	<b>73.0</b>	<b>45</b>	<b>61/63</b>	<b>109</b>

### 2010 Game-By-Game

Opponent	FGM/A	Lg	XP/A	Pts.
Coastal	1/1	21	4/4	7
Marshall	3/4	34	1/1	10
Maryland	1/1	23	4/4	7
at LSU	0/2	0	2/2	2
UNLV	0/0	0	7/7	7
USF	2/2	27	2/2	8
Syracuse	0/0	0	2/2	2
at UConn	2/2	42	1/1	7
Cincinnati	0/0	0	5/5	5
at Louisville	1/2	43	2/2	5
at Pitt	0/0	0	5/5	5
Rutgers	0/1	0	5/5	5
NC State	0/2	0	1/1	1
<b>Totals</b>	<b>10/17</b>	<b>43</b>	<b>41/41</b>	<b>71</b>

### 2009 Game-By-Game

Opponent	FGM/A	Lg	XP/A	Pts.
Liberty	4/4	45	3/3	15
East Carolina	0/0	0	5/5	5
at Auburn	1/1	28	3/4	6
Colorado	0/0	0	5/5	5
at Syracuse	0/0	0	4/4	4
Marshall	1/1	32	3/3	6
UConn	0/1	0	4/4	4
at USF	1/1	33	2/2	5
Louisville	1/1	42	2/2	5
at Cincinnati	0/0	0	3/3	3
Pitt	4/4	43	1/1	13
at Rutgers	1/1	41	3/3	6
Fla. State	0/1	0	3/3	3
<b>Totals</b>	<b>13/15</b>	<b>45</b>	<b>41/42</b>	<b>80</b>

### Bitancurt's Field Goals

Year	FG/A	Pct.	1/29	30/39	40/49	50/99	Lg
2011	16/22	72.7	8/8	5/6	3/4	0/0	45
2010	10/17	58.8	5/6	3/4	2/7	0/0	43
2009	13/15	86.7	2/2	6/7	5/6	0/0	45
<b>Totals</b>	<b>39/54</b>	<b>72.2</b>	<b>15/16</b>	<b>14/17</b>	<b>10/17</b>	<b>0/0</b>	<b>45</b>

### 2011

FG SEQUENCE	West Virginia
Marshall.....	(27), (43)
Norfolk State.....	35, (17), (21)
at Maryland.....	(35), (34), (21)
LSU.....	0
Bowling Green.....	(30), (45)
UConn.....	(31), (33)
at Syracuse.....	(27)
at Rutgers.....	0
Louisville.....	32, 23
at Cincinnati.....	(28), 39, 47
Pitt.....	0
at USF.....	38, (23), (42), (28)
Clemson.....	0

### 2010

FG SEQUENCE	West Virginia
Coastal Carolina.....	(21)
Marshall.....	(34), (33), (45), (20)
Maryland.....	(23)
LSU.....	28, 48
UNLV.....	-
USF.....	(27), (24)
Syracuse.....	-
Connecticut.....	(36), (42)
Cincinnati.....	-
Louisville.....	(43), 41
Pitt.....	-
Rutgers.....	37
NC State.....	43, 42

### 2009

FG SEQUENCE	West Virginia
Liberty.....	(38), (35), (45), (36)
ECU.....	-
Auburn.....	(28)
Colorado.....	-
Syracuse.....	-
Marshall.....	(32)
Connecticut.....	42
USF.....	(33)
Louisville.....	(42)
Cincinnati.....	-
Pitt.....	(20), (43), (39), (43)
Rutgers.....	(41)
Florida State.....	33

Numbers in (parentheses) indicate FG was made.



**44** Corey Smith  
K/P, 5-11, 208, r-Jr.  
Inwood, W.Va.

### 2011 Notes

- ✓ Shared kickoff and punting duties
- ✓ Earned WVU Special Teams Player of the Week for his great comeback effort against Pitt with four punts for 229 yards and a 57.2 average
- ✓ Five kickoffs at USF for a 65.2 avg. and one touchback
- ✓ Long punt against Pitt went for 62 yards, while placing two inside the 20, one inside the five
- ✓ Also kicked off four times against Pitt for 275 yards and a 68.8 average
- ✓ Five kickoffs for 323 yards and one touchback, averaging 64.6 yards per kick at Cincinnati
- ✓ Five kickoffs vs. Louisville for 331 yards and a 66.2 average
- ✓ Seven kickoffs in the snow at Rutgers for 367 yards and one touchback
- ✓ Five kickoffs vs. UConn for 321 yards (64.2 avg.)
- ✓ Eight kickoffs vs. Bowling Green for 464 yards, a 58.0 yard average
- ✓ Long punt of 58 yards vs. LSU
- ✓ Seven kickoffs at Maryland for 441 yards and a 63.0 average
- ✓ Ten kickoffs for 659 yards against Norfolk St. for a 65.9 average with one touchback
- ✓ Six kickoffs for 392 yards and a 65.3 average vs. Marshall with one touchback
- ✓ Long punt of 55 yards vs. Marshall
- ✓ In first career start, punted twice for 100 yards and a 50.0 average

### 2011 Game-By-Game Punting

Opponent	Punts	Yds	Avg.	Lg	TB	FC	50+	I-20
Marshall	2	100	50.0	55	0	0	1	1
Norfolk State	2	75	37.5	60	0	0	1	0
at Maryland	2	79	39.5	40	0	0	0	0
LSU	6	232	38.7	58	0	0	3	0
Bowling Green	1	14	14.0	14	0	0	0	0
UConn	0	0	0.0	0	0	0	0	0
at Syracuse	0	0	0.0	0	0	0	0	0
at Rutgers	0	0	0.0	0	0	0	0	0
Louisville	0	0	0.0	0	0	0	0	0
at Cincinnati	0	0	0.0	0	0	0	0	0
Pitt	4	229	57.2	62	0	0	4	2
at USF	4	128	32.0	44	0	0	0	1
Clemson	5	175	35.0	48	0	1	0	2
<b>Totals</b>	<b>26</b>	<b>1,032</b>	<b>39.7</b>	<b>62</b>	<b>0</b>	<b>1</b>	<b>9</b>	<b>6</b>

### 2011 Game-By-Game Kickoffs

Opponent	Kickoffs	Yards	Avg.	TB
Marshall	6	392	65.3	1
Norfolk State	10	659	65.9	1
at Maryland	7	441	63.0	0
LSU	4	237	59.2	0
Bowling Green	8	464	58.0	0
UConn	5	321	64.2	0
at Syracuse	1	68	68.0	0
at Rutgers	7	367	52.4	1
Louisville	5	331	66.2	0
at Cincinnati	5	323	64.6	1
Pitt	4	275	68.8	0
at USF	5	326	65.2	1
Clemson	6	373	62.2	0
<b>Totals</b>	<b>73</b>	<b>4,577</b>	<b>62.7</b>	<b>5</b>



2012 DISCOVER ORANGE BOWL CHAMPIONS



Smith Continued ...

### 2010 Game-By-Game Kickoffs

Opponent	Kickoffs	Yards	Avg.	TB
Coastal	6	387	64.5	0
at Marshall	5	317	63.4	1
Maryland	6	374	62.3	1
at LSU	3	159	53.0	0
UNLV	8	503	62.9	2
USF	5	313	62.6	1
Syracuse	3	195	65.0	1
at UConn	4	260	65.0	0
Cincinnati	6	390	65.0	0
at Louisville	4	254	63.5	2
at Pitt	6	372	62.0	0
Rutgers	6	340	56.7	0
NC State	2	120	60.0	0
<b>Totals</b>	<b>64</b>	<b>3,984</b>	<b>62.2</b>	<b>8</b>

### Smith's Punting Statistics

Year	Punts	Yards	Avg.	Lg	TB	FC	50+	I-20
2011	26	1,032	39.7	62	0	1	9	6

### Smith's Kickoff Statistics

Year	Kickoffs	Yards	Avg.	TB
2011	73	4,577	62.7	5
2010	64	3,984	62.2	8
<b>Totals</b>	<b>137</b>	<b>8,561</b>	<b>62.5</b>	<b>13</b>



**48** Mike Molinari  
P/H, 6-2, 196, r-Fr.  
Parkersburg, W.Va.

### 2011 Notes

- ✓ One of the team's punters
- ✓ Also served as the team's holder on field goals and extra point attempts
- ✓ Seven punts at Cincinnati for 260 yards and a 37.1 avg; long punt went for 58 yards and placed two inside the 20-yard line
- ✓ Despite snow and wind at Rutgers, punted a career-high eight times for 306 yards with a long of 48 yards
- ✓ Placed an impressive four punts inside the 20 yard line and had two additional punts resulting in a fair catch
- ✓ Sold punting effort at Syracuse with three punts for 134 yards and a 44.7 avg.
- ✓ Placed one punt inside the 20 against Syracuse with a long punt of 47 yards
- ✓ Impressive collegiate debut against UConn, punting five times for 215 yards and a 43.0 avg.
- ✓ Placed three punts inside the 20 vs. UConn with a long of 47 yards

### Molinari's Punting Statistics

Year	Punts	Yards	Avg.	Lg	TB	FC	50+	I-20
2011	30	1,116	37.2	58	2	5	1	11

### 2011 Game-By-Game Punting

Opponent	Punts	Yds	Avg.	Lg	TB	FC	50+	I-20
Marshall			DNP					
Norfolk State			DNP					
at Maryland			DNP					
LSU			DNP					
Bowling Green			DNP					
UConn	5	215	43.0	47	0	1	0	3
at Syracuse	3	134	44.7	47	0	2	0	1
at Rutgers	8	306	38.2	48	0	2	0	4
Louisville	3	62	20.7	39	0	0	0	0
at Cincinnati	7	260	37.1	58	1	0	1	2
Pitt	4	139	34.8	45	1	0	0	1
at USF			DNP					
Clemson			DNP					
<b>Totals</b>	<b>30</b>	<b>1,116</b>	<b>37.2</b>	<b>58</b>	<b>2</b>	<b>5</b>	<b>1</b>	<b>11</b>



**1** Tavon Austin  
PR, 5-9, 176, Jr.  
Baltimore, Md.

### 2011 Notes

- ✓ Handled kickoff and punt return duties
- ✓ Named first team All-American return specialist by *CBSSports.com* and *Phil Steele* and third team by *Associated Press*
- ✓ BIG EAST Special Teams Player of the Year
- ✓ First Team All-BIG EAST (Coaches, *Phil Steele* and *ESPN.com*)
- ✓ Named to the all-bowl teams by *ESPN.com*, *CBSSports.com*, and *CollegeFootballNews.com*
- ✓ No. 20 nationally in kickoff returns (26.6), No. 1 in the BIG EAST
- ✓ No. 6 nationally in punt returns and No. 1 the BIG EAST (14.1)
- ✓ Has a career kickoff return average of 24.5
- ✓ Five kickoff returns against Clemson for 117 yards with a long of 36 yards (23.4 avg)
- ✓ 90-yard kickoff return for a TD at USF/second kickoff return for a TD on the season and third of career
- ✓ Three punt returns for 50 yards with a long of 26 at Cincinnati (16.6 avg.)
- ✓ Three kickoff returns at Cincy for 67 yards, including a long of 28 yards (22.3 avg.)
- ✓ Strong day against Louisville with five kickoff returns for 161 yards, including a long return of 39 yards
- ✓ Two punt returns at Syracuse for 23 yards with a long of 15
- ✓ Two kickoff returns at Syracuse for 37 yards with a long of 24
- ✓ Five punt returns vs. UConn for 51 yards with a long of 18 yards
- ✓ One kickoff return vs. UConn for 31 yards
- ✓ Returned one kick 19 yards against Bowling Green along with two punt returns for 11 yards
- ✓ Six kickoff returns vs. LSU for 100 yards with a long of 26
- ✓ Six kickoff returns at Maryland for 121 yards and a long of 27
- ✓ One kick return vs. Norfolk for 25 yards

- ✓ Three punt returns vs. Norfolk for 86 yards with a long of 64 yards
- ✓ BIG EAST Special Teams Player of the Week (Sept. 5)
- ✓ Also returned three punts for 46 yards (15.3 avg.) vs. Marshall
- ✓ One of just six Mountaineers to return a kickoff 100 yards for a score
- ✓ 100-yard kickoff return for a touchdown in the 2011 opener vs. Marshall
- ✓ Returned a kickoff for a then career-best, 98-yard touchdown against UConn in 2009

### 2011 Game-By-Game Punt Returns

Opponent	No.	Yards	Avg.	Long
Marshall	3	46	15.3	22
Norfolk State	3	86	29.0	64
at Maryland	0	0	0.0	0
LSU	0	0	0.0	0
Bowling Green	2	11	5.5	11
UConn	5	51	10.2	18
at Syracuse	2	23	11.5	14
at Rutgers	0	0	0.0	0
Louisville	0	0	0.0	0
at Cincinnati	3	50	16.6	26
Pitt	1	1	1.0	1
at USF	0	0	0.0	0
Clemson	0	0	0.0	0
<b>Totals</b>	<b>19</b>	<b>268</b>	<b>14.1</b>	<b>64</b>

### 2011 Game-By-Game Kickoff Returns

Opponent	No.	Yards	Avg.	Long
Marshall	2	119	59.5	100
Norfolk State	1	25	25.0	25
at Maryland	6	121	20.2	27
LSU	6	100	16.6	26
Bowling Green	1	19	19.0	19
UConn	1	31	31.0	31
at Syracuse	2	37	18.5	24
at Rutgers	0	0	0.0	0
Louisville	5	161	32.2	39
at Cincinnati	3	67	22.3	28
Pitt	1	0	0.0	0
at USF	3	141	47.0	90
Clemson	5	117	23.4	36
<b>Totals</b>	<b>36</b>	<b>938</b>	<b>26.1</b>	<b>100</b>

### 2011 Single-Game Bests

Punt Returns	5 vs. UConn
Punt Return Yardage	86 vs. Norfolk State
Punt Return Average	29.0 vs. Norfolk State
Punt Return Touchdowns	0
Long Punt Return	64 vs. Norfolk State
Kickoff Returns	6 vs. Maryland, vs. LSU
Kickoff Return Yardage	161 vs. Louisville
Kickoff Return Average	59.5 vs. Marshall
Kickoff Return Touchdowns	1 vs. Marshall, USF
Long Kickoff Return	100 vs. Marshall



## Mountaineer Special Teams

### Austin's Punt Return Statistics

Year	Punt Returns	Yards	Avg.	Long
2011	19	268	14.1	64

### Austin's Kickoff Return Statistics

Year	Returns	Yards	Avg.	TDs	Long
2011	36	938	26.1	2	100
2010	12	230	19.2	0	50
2009	17	426	25.1	1	98
<b>Totals</b>	<b>65</b>	<b>1,594</b>	<b>24.5</b>	<b>3</b>	<b>100</b>



**23 Brodrick Jenkins**  
PR, 5-10, 184, r-So.  
Ft. Myers, Fla.

#### 2011 Notes

- ✓ Returned punts and kickoffs

#### 2011 Game-By-Game Punt Returns

Opponent	No.	Yards	Avg.	Long
Marshall	0	0	0.00	0
Norfolk State	2	12	6.0	7
at Maryland	0	0	0.0	0
LSU	0	0	0.0	0
Bowling Green	0	0	0.0	0
UConn	0	0	0.0	0
at Syracuse	0	0	0.0	0
at Rutgers	0	0	0.0	0
Louisville	0	0	0.0	0
at Cincinnati	0	0	0.0	0
Pitt	0	0	0.0	0
at USF	0	0	0.0	0
Clemson	0	0	0.0	0
<b>Totals</b>	<b>2</b>	<b>12</b>	<b>6.0</b>	<b>7</b>

#### 2011 Game-By-Game Kickoff Returns

Opponent	No.	Yards	Avg.	Long
Marshall	0	0	0.0	0
Norfolk State	0	0	0.0	0
at Maryland	0	0	0.0	0
LSU	0	0	0.0	0
Bowling Green	2	38	19.0	19
UConn	0	0	0.0	0
at Syracuse	0	0	0.0	0
at Rutgers	0	0	0.0	0
Louisville	0	0	0.0	0
at Cincinnati	0	0	0.0	0
Pitt	0	0	0.0	0
at USF	0	0	0.0	0
Clemson	0	0	0.0	0
<b>Totals:</b>	<b>2</b>	<b>38</b>	<b>19.0</b>	<b>19</b>

#### 2011 Single-Game Bests

Punt Returns ..... 2 vs. Norfolk State  
 Punt Return Yardage ..... 12 vs. Norfolk State  
 Punt Return Average ..... 6.0 vs. Norfolk State  
 Touchdowns ..... 0  
 Long Return ..... 7 vs. Norfolk State  
 Kickoff Returns ..... 2 vs. Bowling Green  
 Kickoff Return Yardage ..... 38 vs. Bowling Green  
 Kickoff Return Average ..... 19.0 vs. Bowling Green  
 Kickoff Return Touchdowns ..... 0  
 Long Kickoff Return ..... 19 vs. Bowling Green

### Jenkins' Punt Return Statistics

Year	Punt Returns	Yards	Avg.	Long
2011	2	12	6.0	7

### Jenkins' Kickoff Return Statistics

Year	Kickoff Returns	Yards	Avg.	Long
2011	2	38	19.0	19



**3 Stedman Bailey**  
KOR, 5-10, 190, r-So.  
Miramar, Fla.

#### 2011 Notes

- ✓ Retuned two kicks against Norfolk St. and one against Cincinnati and Pitt

#### 2011 Game-By-Game Kickoff Returns

Opponent	No.	Yards	Avg.	Long
Marshall	0	0	0.0	0
Norfolk State	2	45	22.5	26
at Maryland	0	0	0.0	0
LSU	0	0	0.0	0
Bowling Green	0	0	0.0	0
UConn	0	0	0.0	0
at Syracuse	0	0	0.0	0
at Rutgers	0	0	0.0	0
Louisville	0	0	0.0	0
at Cincinnati	1	17	17.0	17
Pitt	1	5	5.0	5
at USF	0	0	0.0	0
Clemson	0	0	0.0	0
<b>Totals</b>	<b>4</b>	<b>67</b>	<b>16.8</b>	<b>26</b>

#### 2011 Single-Game Bests

Kickoff Returns ..... 2 vs. Norfolk State  
 Kickoff Return Yardage ..... 45 vs. Norfolk State  
 Kickoff Return Average ..... 22.5 vs. Norfolk State  
 Touchdowns ..... 0  
 Long Return ..... 26 vs. Norfolk State

### Bailey's Kickoff Return Statistics

Year	Kickoff Returns	Yards	Avg.	Long
2011	4	67	16.8	26



**4 Devon Brown**  
KOR, 5-10, 188, r-Sr.  
Ashburn, Va.

#### 2011 Notes

- ✓ Returned five kickoffs in 2011

#### 2011 Game-By-Game Kickoff Returns

Opponent	No.	Yards	Avg.	TDs	Lg
Marshall	0	0	0.0	0	0
Norfolk State	0	0	0.0	0	0
at Maryland	0	0	0.0	0	0
LSU	0	0	0.0	0	0
Bowling Green	0	0	0.0	0	0
UConn	0	0	0.0	0	0
at Syracuse	2	46	23.0	0	24
at Rutgers	0	0	0.0	0	0
Louisville	1	11	11.0	0	11
at Cincinnati	0	0	0.0	0	0
Pitt	0	0	0.0	0	0
at USF	2	24	12.0	0	16
Clemson	0	0	0.0	0	0
<b>Totals</b>	<b>5</b>	<b>81</b>	<b>16.2</b>	<b>0</b>	<b>24</b>

#### 2011 Game-By-Game Punt Returns

Opponent	No.	Yards	Avg.	Long
Marshall	0	0	0.0	0
Norfolk State	0	0	0.0	0
at Maryland	0	0	0.0	0
LSU	0	0	0.0	0
Bowling Green	1	-1	0.0	0
UConn	0	0	0.0	0
at Syracuse	0	0	0.0	0
at Rutgers	0	0	0.0	0
Louisville	0	0	0.0	0
at Cincinnati	0	0	0.0	0
Pitt	0	0	0.0	0
at USF	0	0	0.0	0
Clemson	1	-2	0.0	0
<b>Totals</b>	<b>2</b>	<b>-3</b>	<b>0.0</b>	<b>0</b>

#### 2011 Single-Game Bests

Kickoff Returns ..... 2 vs. Syracuse, USF  
 Kickoff Return Yardage ..... 46 vs. Syracuse  
 Kickoff Return Average ..... 23.0 vs. Syracuse  
 Touchdowns ..... 0  
 Long Return ..... 0  
 Punt Returns ..... 1 vs. Bowling Green, Clemson  
 Punt Return Yardage ..... 0  
 Punt Return Average ..... 0  
 Punt Return Touchdowns ..... 0  
 Long Punt Return ..... 0

### Brown's Punt Return Statistics

Year	Punt Returns	Yards	Avg.	Long
2011	2	-3	0.0	0

### Brown's Kickoff Return Statistics

Year	Kickoff Returns	Yards	Avg.	Long
2011	5	81	16.2	24



### Offense

84/TD	.....	Bailey pass from Smith (UConn)
72	.....	Austin pass from Smith (LSU)
64/TD	.....	Bailey pass from Smith (Syracuse)
63/TD	.....	Bailey pass from Smith (Pitt)
59/TD	.....	Bailey pass from Smith (Cincinnati)
55	.....	Brown pass from Smith (Norfolk St.)
52/TD	.....	Alston rush (Rutgers)
51	.....	McCartney pass from Smith (UConn)
47	.....	Austin pass from Smith (Maryland)
46	.....	Bailey pass from Smith (Louisville)
46	.....	McCartney pass from Smith (Louisville)
45	.....	Austin pass from Smith (Norfolk St.)
45	.....	Bailey pass from Mallard (BG)
44	.....	McCartney pass from Smith (UConn)
43	.....	Milhouse pass from Smith (Syracuse)
42	.....	Garrison rush (BG)
41	.....	Bailey pass from Smith (BG)
40	.....	Bailey pass from Smith (Norfolk St.)
39/TD	.....	McCartney pass from Smith (Norfolk St.)
39	.....	Austin pass from Smith (Cincinnati)
38	.....	Austin pass from Smith (LSU)
37/TD	.....	Austin pass from Smith (Clemson)
36	.....	Garrison pass from Smith (Norfolk St.)
36	.....	McCartney pass from Smith (Maryland)
34/TD	.....	Bailey pass from Smith (Maryland)
34	.....	Milhouse pass from Smith (Clemson)
33/TD	.....	McCartney pass from Smith (BG)
33	.....	Brown pass from Smith (Clemson)
32	.....	Austin pass from Smith (BG)
32	.....	Bailey pass from Smith (Rutgers)
30/TD	.....	Starks pass from Millard (Norfolk St.)
30	.....	Austin pass from Smith (USF)
30	.....	Bailey pass from Smith (Clemson)
30	.....	Milhouse pass from Smith (Clemson)
29	.....	Milhouse pass from Smith (Marshall)
29	.....	McCartney pass from Smith (Norfolk St.)
28	.....	Bailey pass from Smith (Marshall)
27/TD	.....	Bailey pass from Smith (UConn)
27	.....	Austin pass from Smith (Clemson)
26	.....	Bailey pass from Smith (USF)
25	.....	Garrison rush (BG)
25/TD	.....	Starks pass from Smith (Syracuse)
25/TD	.....	Austin pass from Smith (Louisville)
25	.....	Austin pass from Smith (Pitt)
24	.....	McCartney pass from Smith (Maryland)
24	.....	Bailey pass from Smith (UConn)
24	.....	Austin pass from Smith (Louisville)
24	.....	Milhouse pass from Smith (Cincinnati)
24	.....	Austin pass from Smith (Pitt)
24	.....	Bailey pass from Smith (Clemson)
23	.....	Starks pass from Smith (Rutgers)
23	.....	Austin pass from Smith (Cincinnati)
23	.....	Austin rush (Clemson)
22/TD	.....	Starks pass from Smith (UConn)
21	.....	Nehlen pass from Smith (UConn)
21	.....	Austin pass from Smith (UConn)
21	.....	Austin pass from Smith (Cincinnati)
21	.....	Brown pass from Smith (USF)
20	.....	Austin pass from Smith (Marshall)
20	.....	Brown pass from Smith (Norfolk St.)
20	.....	Austin pass from Smith (Maryland)

20	.....	Bailey pass from Smith (LSU)
20/TD	.....	Bailey pass from Smith (LSU)
20	.....	McCartney pass from Smith (LSU)
20/TD	.....	Austin pass from Smith (Rutgers)
20	.....	Buie pass from Smith (Cincinnati)
20	.....	Smith rush (USF)
20	.....	Austin pass from Smith (Clemson)

### Defense

99/TD	.....	Cook fumble return (Clemson)
83	.....	Snow fumble return (UConn)
52/TD	.....	Miller interception return (USF)
37/TD	.....	Garvin interception return (Maryland)
21	.....	Cook interception return (Pitt)

### Special Teams

100/TD	.....	Austin kickoff return (Marshall)
90/TD	.....	Austin kickoff return (USF)
64	.....	Austin punt return (Norfolk St.)
62	.....	Starks kickoff return (Louisville)
45/FG	.....	Bitancurt field goal (BG)
43/FG	.....	Bitancurt field goal (Marshall)
42/FG	.....	Bitancurt field goal (USF)
39	.....	Austin Kickoff return (Louisville)
35/FG	.....	Bitancurt field goal (Maryland)
36	.....	Austin kickoff return (Clemson)
35	.....	Austin kickoff return (Louisville)
35	.....	Austin kickoff return (Louisville)
33/FG	.....	Bitancurt field goal (UConn)
33	.....	Starks kickoff return (Syracuse)
31/FG	.....	Bitancurt field goal (UConn)
31	.....	Austin kickoff return (UConn)
31	.....	Starks kickoff return (Syracuse)
31	.....	Austin kickoff return (Clemson)
30/FG	.....	Bitancurt field goal (BG)
28	.....	Austin kickoff return (Cincinnati)
28/FG	.....	Bitancurt field goal (Cincinnati)
28/FG	.....	Bitancurt 28 field goal (USF)
27/FG	.....	Bitancurt field goal (Marshall)
27	.....	Austin kickoff return (Maryland)
27/FG	.....	Bitancurt field goal (Syracuse)
26	.....	Bailey kickoff return (Norfolk St.)
26	.....	Austin kickoff return (LSU)
26	.....	Austin punt return (Cincinnati)
26	.....	Austin kickoff return (USF)
25	.....	Austin kickoff return (Norfolk St.)
25	.....	Austin kickoff return (Maryland)
25	.....	Austin kickoff return (Cincinnati)
25	.....	Austin kickoff return (USF)
24	.....	Austin kickoff return (Syracuse)
24	.....	Brown kickoff return (Syracuse)
24	.....	Austin kickoff return (Clemson)
23	.....	Austin kickoff return (LSU)
23/FG	.....	Bitancurt 23 field goal (USF)
22	.....	Austin punt return (Marshall)
22	.....	Brown kickoff return (Syracuse)
21/FG	.....	Bitancurt field goal (Marshall)
21	.....	Austin kickoff return (Maryland)
21/FG	.....	Bitancurt field goal (Maryland)



# WVU Opponent's 20-yard Plays in 2011



## Offense

**68/TD** ..... Ellington rush (Clemson)  
 65 ..... Legaux rush (Cincinnati)  
 56 ..... Boyce pass from Flores (Norfolk St.)  
 55 ..... Brown rush (Louisville)  
 50 ..... Bailey rush (Syracuse)  
**45/TD** ..... Harrison pass from Nova (Rutgers)  
 45 ..... Pead pass from Legaux (Cincinnati)  
**40/TD** ..... Pead rush (Cincinnati)  
 39 ..... Ellington rush (Clemson)  
 38 ..... Demps pass from Walley (Norfolk St.)  
 37 ..... Rogers pass from Bridgewater (Louisville)  
 34 ..... Thompkins pass from Legaux (Cincinnati)  
 33 ..... Pead rush (Cincinnati)  
 32 ..... Scott rush (USF)  
 30 ..... Beckham pass from Lee (LSU)  
 29 ..... Hairston pass from Walley (Norfolk St.)  
 29 ..... Stevens pass from Nassib (Syracuse)  
 29 ..... Chichester 29 pass from Bridgewater (Louisville)  
 28 ..... Martin rush (BG)  
**28/TD** ..... Hopkins pass from Boyd (Clemson)  
 27 ..... Graham pass from Nassib (Syracuse)  
 27 ..... Scott rush (USF)  
**27/TD** ..... Watkins pass from Boyd (Clemson)  
 26 ..... Wilson pass from Cato (Marshall)  
 26 ..... Parker 26 pass from Bridgewater (Louisville)  
 25 ..... Wilson 25 pass from Cato (Marshall)  
 25 ..... Boykins pass from O'Brien (Maryland)  
 25 ..... Coleman pass from Nova (Rutgers)  
 24 ..... Furstenburg pass from O'Brien (Maryland)  
 24 ..... Provo pass from Nassib (Syracuse)  
 24 ..... Boyd rush (Clemson)  
 23 ..... Landi pass from Daniels (USF)  
 22 ..... Logan pass from O'Brien (Maryland)  
 22 ..... Martinez rush (Marshall)  
**22/TD** ..... Ford rush (LSU)  
 22 ..... Gonzalez pass from Daniels (USF)  
 22 ..... Jones pass from Sunseri (Pitt)  
 22 ..... Lamar rush (USF)  
 21 ..... Wright pass from Nova (Rutgers)  
 21 ..... Brown pass from Bridgewater (Louisville)  
 20 ..... Martinez rush (Marshall)  
 20 ..... Williams pass from McEntee (UConn)  
**20/TD** ..... Meggett rush (Maryland)  
 20 ..... Lemon pass from Bailey (Syracuse)  
 20 ..... Street pass from Sunseri (Pitt)  
 20 ..... Brown rush (Pitt)  
 20 ..... Landi pass from Daniels (USF)  
**20/TD** ..... Griffin pass from Daniels (USF)

## Defense

**48/TD** ..... Brown interception return (UConn)  
 24 ..... Thomas interception return (Syracuse)  
**24/TD** ..... Jenkins interception return (USF)  
 24 ..... Hall interception return (Clemson)

## Special Teams

**99/TD** ..... Claiborne kickoff return (LSU)  
**98/TD** ..... Graham kickoff return (Syracuse)  
**87/TD** ..... Booker punt return (Marshall)  
**82/TD** ..... Johnson blocked field goal return (Louisville)  
 77 ..... Gates kickoff return (BG)

**53/FG** ..... Teggart field goal (UConn)  
 53 ..... Lamar kickoff return (USF)  
**50/FG** ..... Goldberg field goal (Norfolk St.)  
 47 ..... Kobena kickoff return (Syracuse)  
**43/FG** ..... Catanzaro field goal (Clemson)  
**42/FG** ..... Catanzaro field goal (Clemson)  
**40/FG** ..... Estep field goal (Norfolk St.)  
**40/FG** ..... Teggart field goal (UConn)  
**40/FG** ..... Te field goal (Rutgers)  
**39/FG** ..... Estep field goal (Norfolk St.)  
**39/FG** ..... Estep field goal (Norfolk St.)  
**39/FG** ..... Philpott field goal (Louisville)  
 38 ..... Watkins kickoff return (Clemson)  
 36 ..... Gates kickoff return (BG)  
 36 ..... Davis kickoff return (Pitt)  
 33 ..... Booker kickoff return (Marshall)  
**32/FG** ..... Bonani field goal (USF)  
 31 ..... Anderson kickoff return (Louisville)  
 31 ..... Jones kickoff return (Pitt)  
 30 ..... Hairston kickoff return (Norfolk St.)  
 30 ..... Gates kickoff return (BG)  
**30/FG** ..... Harper field goal (Pitt)  
 30 ..... Davis kickoff return (Pitt)  
 29 ..... Wilson kickoff return (Maryland)  
 29 ..... Pickett kickoff return (Maryland)  
 28 ..... Gates kickoff return (BG)  
 27 ..... Thomas kickoff return (Rutgers)  
 27 ..... Wright kickoff return (Louisville)  
**27/FG** ..... Harper field goal (Pitt)  
 26 ..... Foxx kickoff return (UConn)  
 26 ..... Anderson kickoff return (Louisville)  
 25 ..... Center kickoff return (Norfolk St.)  
**25/FG** ..... Ferrara field goal (Maryland)  
 25 ..... Wilson kickoff return (Maryland)  
 24 ..... Lamar kickoff return (USF)  
 23 ..... Copperwood kickoff return (Norfolk St.)  
 23 ..... Pickett kickoff return (Maryland)  
 23 ..... Claiborne kickoff return (LSU)  
 23 ..... Thomas kickoff return (Rutgers)  
 23 ..... Watkins kickoff return (Clemson)  
 23 ..... Watkins kickoff return (Clemson)  
 22 ..... Booker kickoff return (Marshall)  
**22/FG** ..... Teggart field goal (UConn)  
 22 ..... Abernathy kickoff return (Cincinnati)  
 22 ..... Watkins kickoff return (Clemson)  
**21/FG** ..... Warner field goal (Marshall)  
**21/FG** ..... Stein field goal (BG)  
 21 ..... Anderson kickoff return (Louisville)  
 21 ..... Bushell kickoff return (Louisville)  
 21 ..... Reed kickoff return (Pitt)  
 21 ..... Brown kickoff return (Clemson)  
 20 ..... Booker kickoff return (Marshall)  
 20 ..... Center kickoff return (Norfolk St.)  
 20 ..... Thomas kickoff return (Rutgers)  
 20 ..... Shaw kickoff return (USF)  
**20/FG** ..... Bonani field goal (USF)



2012 DISCOVER ORANGE BOWL CHAMPIONS



## WVU's 2011 Scoring Drives

Opponent	Plays	Yds	Time	Result
Marshall	10	71	4:38	Bitancurt 27 FG
Marshall	10	62	3:32	McCartney 4 pass from Smith
Marshall	13	62	6:05	Bailey 15 pass from Smith
Marshall	7	23	2:14	Bitancurt 43 FG
Marshall	0	0	0	Austin 100 kickoff Return
Marshall	11	54	3:46	Roberts 1 rush
Norfolk St.	10	60	3:15	Bitancurt 17 FG
Norfolk St.	11	81	2:42	Brown 18 pass from Smith
Norfolk St.	3	51	1:01	Roberts 3 rush
Norfolk St.	5	80	1:32	Austin 3 pass from Smith
Norfolk St.	6	60	2:15	Garrison 1 rush
Norfolk St.	4	49	1:19	Urban 12 pass from Smith
Norfolk St.	2	48	0:40	McCartney 39 pass from Smith
Norfolk St.	9	79	2:50	Bitancurt 21 FG
Norfolk St.	10	57	4:13	Starks 20 pass from Millard
Maryland	10	88	4:04	Roberts 9 rush
Maryland	0	0	0:00	Garvin 37 interception return
Maryland	6	52	1:54	Bitancurt 35 FG
Maryland	5	67	1:09	Buie 10 rush
Maryland	9	53	2:26	Bitancurt 34 FG
Maryland	7	78	3:19	Bailey 34 pass from Smith
Maryland	14	65	5:41	Bitancurt 21 FG
LSU	12	73	4:14	Bailey 20 pass from Smith
LSU	6	80	2:13	Urban 12 pass Smith
LSU	5	90	1:23	Garrison 1 rush
BG	6	26	1:14	Bitancurt 30 FG
BG	5	70	1:36	McCartney 33 pass from Smith
BG	11	71	3:46	Alston 8 rush
BG	9	60	2:43	Nehlen 15 pass from Smith
BG	6	90	1:48	Garrison 19 rush
BG	7	49	2:29	Starks 6 pass from Smith
BG	6	63	1:53	Garrison 8 rush
BG	12	59	5:23	Bitancurt 45 FG
BG	6	84	2:25	Alston 8 rush
UConn	7	61	2:07	Bitancurt 31 FG
UConn	7	45	2:19	Garrison 14 rush
UConn	2	12	0:10	Austin 12 pass from Smith
UConn	1	84	0:12	Bailey 84 pass from Smith
UConn	6	50	2:15	Starks 22 pass from Smith
UConn	9	34	3:13	Bitancurt 33 FG
UConn	3	81	0:59	Bailey 27 pass from Smith
SYR	10	50	3:09	Bitancurt 27 FG
SYR	3	69	1:32	Bailey 64 pass from Smith
SYR	14	57	4:53	Alston 1 rush
SYR	6	63	2:11	Starks 25 pass from Smith
RU	3	74	1:05	Alston 52 rush
RU	1	80	0:13	Austin 80 rush
RU	2	7	0:23	Alston 2 rush
RU	7	46	3:28	Bailey 19 pass from Smith
RU	11	89	4:44	Smith 1 rush
RU	3	37	1:15	Austin 20 pass from Smith
LOU	3	30	0:49	Austin 25 pass from Smith
LOU	7	76	2:42	Bailey 5 pass from Smith
LOU	13	65	4:47	Alston 2 rush

Opponent	Plays	Yds	Time	Result
LOU	8	96	2:57	Alston 7 rush
LOU	7	65	0:59	Bailey 1 pass from Smith
CIN	4	78	1:24	Bailey 59 pass from Smith
CIN	11	72	5:19	Bitancurt 28 FG
CIN	0	0	0:00	Miller fumble recovery
CIN	12	74	4:21	Alston 1 rush
Pitt	2	63	1:00	Bailey 63 pass from Smith
Pitt	7	60	2:30	Alston 8 rush
Pitt	11	83	3:17	Alston 1 rush
USF	4	1	1:25	Bitancurt 23 FG
USF	0	0	0:00	Miller 52 interception return
USF	7	42	2:46	Bitancurt 42 FG
USF	0	0	0:00	Austin 90 kickoff return
USF	11	77	4:40	Garrison 5 rush
USF	10	63	3:02	Bitancurt 28 FG
Clemson	8	72	2:39	Alston 4 rush
Clemson	6	57	1:49	Austin 8 pass from Smith
Clemson	9	80	2:20	Austin 27 pass from Smith
Clemson	0	0	0:00	Cook 99 fumble return
Clemson	6	64	2:20	Smith 7 rush
Clemson	3	32	0:52	Austin 3 pass from Smith
Clemson	5	22	0:58	Alston 1 rush
Clemson	7	73	2:25	Bailey 6 pass from Smith
Clemson	5	74	2:25	Austin 37 pass from Smith
Clemson	12	66	6:14	Milhouse 7 pass from Smith

## WVU's Opponents 2011 Scoring Drives



Opponent	Plays	Yds	Time	Result
Marshall	0	0	0:00	Booker 87 punt return
Marshall	10	72	1:55	Warner 24 FG
Marshall	12	47	5:11	Warner 21 FG
Norfolk St.	7	42	4:04	Goldberg 50 FG
Norfolk St.	9	74	2:16	Estep 39 FG
Norfolk St.	9	42	4:22	Estep 39 FG
Norfolk St.	3	14	0:29	Estep 40 FG
Maryland	13	77	3:52	Ferrara 25 FG
Maryland	5	65	1:23	Dorsey 18 pass from O'Brien
Maryland	5	61	1:29	Meggett 20 rush
Maryland	7	44	2:07	Adams 6 rush
Maryland	12	66	4:20	Adams 2 rush
LSU	8	58	3:22	Randle 11 pass from Lee
LSU	7	50	2:42	Ford 22 rush
LSU	3	61	1:29	Beckham 52 pass from Lee
LSU	2	1	0:11	Clement 1 pass
LSU	0	0	0:00	Claiborne 99 kickoff return
LSU	9	57	4:17	Ford 15 rush
LSU	8	55	4:56	Blue 18 rush
BG	1	18	0:06	Hutson 18 pass from Schilz
BG	11	52	4:14	Stein 21 FG
UConn	8	43	4:13	Teggart 40 FG
UConn	4	1	1:44	Teggart 53 FG
UConn	8	53	0:55	Teggart 22 G
UConn	0	0	0:00	Brown 48 interception return
SVR	14	84	6:21	Provo 3 pass from Nassib
SVR	14	80	5:53	Nassib 1 rush
SVR	0	0	0:00	Graham 98 kickoff return
SVR	6	51	2:46	Stevens 29 pass from Nassib
SVR	11	72	4:55	Provo 10 pass from Nassib
SVR	7	35	3:31	Provo 5 pass from Nassib
SVR	7	79	3:52	Bailey 3 rush
RU	4	5	1:36	Te 40 FG
RU	3	11	1:12	Sanu 14 pass from Nova
RU	4	61	1:31	Harrison 45 pass from Nova
RU	9	63	3:36	Jamison 1 rush
RU	11	74	5:28	Jamison 18 rush
LQU	5	73	2:38	Wright 8 rush
LQU	7	78	3:32	Perry 13 rush
LQU	6	56	1:33	Rogers 4 pass from Bridgewater
LQU	4	7	2:08	Philpott 39 FG
LQU	0	0	0:00	Johnson 82 blocked FG return
LQU	13	66	7:03	Brown 3 rush
CIN	3	54	0:51	Pead 40 rush
CIN	2	52	3:27	Legaux 7 rush
CIN	10	52	3:27	Pead 10 rush
Pitt	13	71	4:35	Brown 1 rush
Pitt	5	52	1:43	Bennett 6 rush
Pitt	5	20	2:14	Harper 30 FG
Pitt	4	7	1:17	Harper 27 FG
USF	10	80	3:07	Griffin 20 pass from Daniels
USF	10	82	3:12	Bonani 32 FG
USF	12	29	4:47	Bonani 20 FG
USF	15	76	4:42	Daniels 1 rush
USF	0	0	0:00	Jenkins 24 interception return

Opponent	Plays	Yds	Time	Result
Clemson	6	96	1:39	Fillington 68 rush
Clemson	9	62	2:16	Watkins 27 pass from Boyd
Clemson	6	40	2:04	Catanzaro 42 FG
Clemson	8	56	1:36	Catanzaro 43 FG
Clemson	5	41	1:39	Hopkins 28 pass from Boyd
Clemson	6	39	1:55	McDowell 4 rush



2012 DISCOVER ORANGE BOWL CHAMPIONS



### By The Mountaineers ...

**30 Rushing Attempts:** 32 by Dustin Garrison vs. Bowling Green/Oct. 1, 2011  
**40 Rushing Attempts:** 40 by Quincy Wilson vs. Rutgers/Oct. 11, 2003  
**100 Rushing Yards:** 110 by Shawne Alston at Rutgers/Oct. 29, 2011  
**200 Rushing Yards:** 291 by Dustin Garrison vs. Bowling Green/Oct. 1, 2011  
**75-Yard Run (no touchdown):** 79 by Noel Devine at Louisville/Nov. 22, 2008  
**75-Yard Touchdown Run:** 80 by Tavon Austin at Rutgers/Oct. 29, 2011  
**50-Yard Run (no touchdown):** 50 by Noel Devine vs. Maryland/Sept. 18, 2010  
**50-Yard Touchdown Run:** 80 by Tavon Austin at Rutgers/Oct. 29, 2011  
**2 Rushing Touchdowns:** 2 by Shawne Alston vs. Clemson/Jan. 4, 2012  
**2 Rushing Touchdowns in Back-to-Back Games:** 2 by Shawne Alston at Rutgers/Oct. 29, 2011 and vs. Louisville/Nov. 5, 2011  
**3 Rushing Touchdowns:** 3 by Noel Devine at Auburn/Sept. 19, 2009  
**Double 100-Yard Rushers:** by Pat White (200) and Noel Devine (154) at Louisville/Nov. 22, 2008  
**Double 200-Yard Rushers:** by Pat White (220) and Steve Slaton (215) at Pitt/Nov. 16, 2006  
**30 Pass Completions:** 31 by Geno Smith vs. Clemson/Jan. 4, 2012  
**20 Pass Completions:** 31 by Geno Smith vs. Clemson/Jan. 4, 2012  
**15 Pass Completions:** 31 by Geno Smith vs. Clemson/Jan. 4, 2012  
**Consecutive Completions:** 13 by Geno Smith vs. USF/Oct. 14, 2010  
**60 Pass Attempts:** 65 by Geno Smith vs. LSU/Sept. 24, 2011  
**50 Pass Attempts:** 65 by Geno Smith vs. LSU/Sept. 24, 2011  
**40 Pass Attempts:** 42 by Geno Smith vs. Clemson/Jan. 4, 2012  
**35 Pass Attempts:** 42 by Geno Smith vs. Clemson/Jan. 4, 2012  
**30 Pass Attempts:** 42 by Geno Smith vs. Clemson/Jan. 4, 2012  
**3 Touchdown Passes:** 6 by Geno Smith vs. Clemson/Jan. 4, 2012  
**4 Touchdown Passes:** 6 by Geno Smith vs. Clemson/Jan. 4, 2012  
**5 Touchdown Passes:** 6 by Geno Smith vs. Clemson/Jan. 4, 2012  
**6 Touchdown Passes:** 6 by Geno Smith vs. Clemson/Jan. 4, 2012  
**300 Yards Passing:** 407 by Geno Smith vs. Clemson/Jan. 4, 2012  
**400 Yards Passing:** 407 by Geno Smith vs. Clemson/Jan. 4, 2012  
**100 Yards Rushing and Passing:** by Pat White (200/122) at Louisville/Nov. 22, 2008  
**200 Yards Rushing and Passing:** by Pat White (220/204) at Pitt/Nov. 16, 2006  
**100 Yards Rushing and Receiving:** by Steve Slaton (215/130) at Pitt/Nov. 16, 2006  
**300 Yards Total Offense:** 433 by Geno Smith vs. Clemson/Jan. 4, 2012  
**400 Yards Total Offense:** 433 by Geno Smith vs. Clemson/Jan. 4, 2012  
**10 Receptions:** 12 by Tavon Austin vs. Clemson/Jan. 4, 2012  
**9 Receptions:** 12 by Tavon Austin vs. Clemson/Jan. 4, 2012  
**4 Touchdown Receptions:** 4 by Tavon Austin vs. Clemson/Jan. 4, 2012  
**3 Touchdown Receptions:** 4 by Tavon Austin vs. Clemson/Jan. 4, 2012  
**2 Touchdown Receptions:** 4 by Tavon Austin vs. Clemson/Jan. 4, 2012  
**Two Players with 2 Touchdown Receptions:** 2 by Jock Sanders and Tavon Austin vs. Cincinnati/Nov. 13, 2010  
**Double 100-Yard Receivers:** 126 by Tavon Austin and 104 by Stedman Bailey at Cincinnati/Nov. 12, 2011  
**Three 100-Yard Receivers:** 122 by Tavon Austin, 113 by Stedman Bailey and 101 by Ivan McCartney at Maryland/Sept. 17, 2011  
**100 Yards Receiving:** 123 by Tavon Austin vs. Clemson/Dec. 4, 2012  
**150 Yards Receiving:** 178 by Stedman Bailey vs. Connecticut/Oct. 8, 2011  
**200 Yards Receiving:** 209 by Chris Henry at Syracuse/Nov. 22, 2003  
**75-Yard Touchdown Reception:** 84 by Stedman Bailey from Geno Smith vs. Connecticut/Oct. 8, 2011  
**50-Yard Touchdown Reception:** 63 by Stedman Bailey from Geno Smith vs. Pitt/Nov. 25, 2011  
**50-Yard Reception (no touchdown):** 72 by Tavon Austin from Geno Smith vs. LSU/Sept. 24, 2011  
**Rushing and Receiving Touchdown:** by Tavon Austin at Rutgers/Oct. 29, 2011  
**2 Rushing and 2 Receiving Touchdowns:** by Steve Slaton at Pitt/Nov. 16, 2006  
**Kickoff Return For Touchdown:** 90 yards by Tavon Austin at USF/Dec. 1, 2011  
**Returned Opening Kick for a Touchdown:** 98 yards by Tavon Austin vs. UConn/Oct. 24, 2009  
**Punt Return For Touchdown:** 50 yards by Vaughn Rivers at Mississippi State/Oct. 7, 2006  
**Punt Blocked and Returned For Touchdown:** 1 yard by Thandi Smith (blocked, picked up and returned) at Rutgers/Oct. 8, 2005  
**Punt Blocked:** by Willie Milhouse at USF/Dec. 1, 2011  
**Punt Blocked For Touchdown:** Blocked by Jerry White and recovered by Joe Hunter vs. UCF/Nov. 1, 2003  
**Interception Return For Touchdown:** 52 yards by Pat Miller at USF/Dec. 1, 2011  
**Interception Return For Touchdown by a Defensive Lineman:** 19 yards by Keilen Dykes at Syracuse/Oct. 6, 2007  
**Two Interceptions Returned for Touchdown:** by Shawn Hackett (41) and Grant Wiley (22) vs. Boston College/Sept. 2, 2000



Dustin Garrison



Tyler Bitancourt



## The Last Time ...

# WEST VIRGINIA

**50-Yard Field Goal:** 52 yards by Pat McAfee vs. Cincinnati/Nov. 8, 2008  
**Field Goal Blocked:** by Eain Smith at Cincinnati/Nov. 12, 2011  
**Missed an Extra Point:** by Tyler Bitancurt at Rutgers/Oct. 29, 2011  
**Two Interceptions in a Game:** 2 by Brodrick Jenkins at Rutgers/Oct. 29, 2011  
**Three Interceptions in a Game:** 3 by Vann Washington vs. Louisiana Tech/Oct. 29, 1994  
**Four Interceptions in a Game:** 4 by Mike Slater vs. Kentucky/Nov. 1, 1969  
**Intercepted Fumble Returned For Touchdown:** no instance yet found  
**Fumble Recovered/Returned For Touchdown:** 99 yards by Darwin Cook vs. Clemson/Jan. 4, 2012  
**Fumble Recovered For Touchdown:** 0 yards by Julian Miller at Cincinnati/Nov. 12, 2011  
**Two-Point Conversion By Rush:** Pat White vs. Cincinnati/Nov. 8, 2008  
**Two-Point Conversion By Pass:** Jock Sanders from Geno Smith at Marshall/Sept. 10, 2010  
**Defensive Extra Point:** Matt Taffoni interception return at Pitt/Oct. 15, 1994  
**Extra Point Blocked:** by Rick Sherrod at Maryland/Sept. 29, 2001  
**Punt Blocked For Safety:** by Phil Braxton at Temple/Sept. 29, 2000  
**Team Gained 300 Yards Rushing:** 360 vs. Bowling Green/Oct. 1, 2011  
**Team Gained 400 Yards Rushing:** 517 vs. Connecticut/Nov. 24, 2007  
**Team Gained 500 Yards Rushing:** 517 vs. Connecticut/Nov. 24, 2007  
**Team Failed To Gain 100 Yards Rushing:** 32 at Cincinnati/Nov. 12, 2011  
**Team Failed To Gain 50 Yards Rushing:** 32 at Cincinnati/Nov. 12, 2011  
**Team Gained 300 Yards Passing:** 407 vs. Clemson/Jan. 4, 2012  
**Team Gained 400 Yards Passing:** 407 vs. Clemson/Jan. 4, 2012  
**Team Failed To Gain 100 Yards Passing:** 98 vs. Cincinnati/Nov. 8, 2008  
**Team Gained 500 Yards Total Offense:** 589 vs. Clemson/Jan. 4, 2012  
**Team Gained 600 Yards Total Offense:** 643 vs. Bowling Green/Oct. 1, 2011  
**Team Failed To Gain 200 Yards Total Offense:** 177 at LSU/Sept. 25, 2010  
**Team Failed To Get A First Down:** no instance yet found  
**Team Failed To Get A Rushing First Down:** vs. Texas Western/Nov. 25, 1950  
**Team Failed To Get A Passing First Down:** vs. South Carolina/Dec. 30, 1969  
**Team Had Six Turnovers:** five interceptions, one fumble at Auburn/Sept. 19, 2009  
**Successful Fake Punt:** 18-yard run by Zac Cooper vs. Rutgers/Oct. 4, 2008  
**Scored 70+ Points:** 70 vs. Clemson/Jan. 4, 2012  
**Scored 60+ Points:** 70 vs. Clemson/Jan. 4, 2012  
**Scored 50+ Points:** 70 vs. Clemson/Jan. 4, 2012  
**Scored 40+ Points:** 70 vs. Clemson/Jan. 4, 2012  
**Scored 30+ Points:** 70 vs. Clemson/Jan. 4, 2012  
**Scored 40+ points in a Half:** 49 vs. Clemson/Jan. 4, 2012  
**Scored 30+ points in a Quarter:** 35 vs. Clemson (2nd)/Jan. 4, 2012  
**Shutout Recorded:** 31-0 vs. Coastal Carolina/Sept. 4, 2010  
**Safety Scored:** when Bruce Irvin and Jewone Snow sacked Connecticut's Johnny McEntee in end zone/Oct. 8, 2011  
**Two Safeties Scored:** at Syracuse/Sept. 25, 2000  
**Played An Overtime Game:** 16-131/L - OT at UConn/Oct. 29, 2010  
**Won Game Without An Offensive TD:** at Syracuse/Sept. 5, 2005  
**Won Game Without a Rushing TD:** vs. USF/Oct. 14, 2010

### Versus West Virginia ...

**30 Rushing Attempts:** 33 by Jordan Todman of UConn/Oct. 29, 2010  
**100 Rushing Yards:** 116 by Andre Ellington of Clemson/Jan. 4, 2012  
**200 Rushing Yards:** 204 by William Green of Boston College/Sept. 1, 2001  
**75-Yard Run:** 84 by Joshua Cribbs of Kent State/Sept. 22, 2001  
**50-Yard Touchdown Run:** 68 by Andre Ellington of Clemson/Jan. 4, 2012  
**50-Yard Non-Touchdown Run:** 65 by Munchie Legaux of Cincinnati/Nov. 12, 2011  
**3 Rushing Touchdowns:** 4 by Michael Bush of Louisville/Oct. 15, 2005  
**2 Players Rushing for 100 Yards:** by Leon Washington (195) and Lorenzo Booker (101) of Florida State/Jan. 1, 2005  
**20 Pass Completions:** 24 by Tajh Boyd of Clemson/Jan. 4, 2012  
**30 Pass Completions:** 34 by Danny O'Brien of Maryland/Sept. 17, 2011  
**50 Pass Attempts:** 52 by Danny O'Brien of Maryland/Sept. 17, 2011  
**40 Pass Attempts:** 46 by Tajh Boyd of Clemson/Jan. 4, 2012  
**30 Pass Attempts:** 46 by Tajh Boyd of Clemson/Jan. 4, 2012  
**3 Touchdown Passes:** 4 by Ryan Nassib of Syracuse/Oct. 21, 2011  
**4 Touchdown Passes:** 4 by Ryan Nassib of Syracuse/Oct. 21, 2011  
**300 Yards Passing:** 378 by Cody Endres of UConn/Oct. 24, 2009  
**400 Yards Passing:** 419 by Rod Rutherford of Pitt/Nov. 15, 2003  
**100 Yards Rushing & 200 Yards Passing:** by B.J. Daniels of USF (104/232) /Oct. 30, 2009  
**100 Yards Rushing & 100 Yards Passing:** by B.J. Daniels of USF (104/232) /Oct. 30, 2009



Stedman Bailey



Joe Madsen



2012 DISCOVER ORANGE BOWL CHAMPIONS



**300 Yards Total Offense:** 322 by Tino Sunseri of Pitt/Nov. 26, 2010  
**10 Receptions:** 10 by DeAndre Hopkins of Clemson/Jan. 4, 2012  
**2 Touchdown Receptions:** 3 by Nick Provo of Syracuse/Oct. 21, 2011  
**3 Touchdown Receptions:** 3 by Nick Provo of Syracuse/Oct. 21, 2011  
**100 Yards Receiving:** 107 by DeAndre Hopkins of Clemson/Jan. 4, 2012  
**150 Yards Receiving:** 157 by Marcus Easley of UConn/Oct. 24, 2009  
**200 Yards Receiving:** 217 by Hakeem Nicks of North Carolina/Dec. 27, 2008  
**50-Yard Reception (no touchdown):** 69 by Carlton Mitchell from B.J. Daniels of USF/Oct. 30, 2009  
**Double 100-Yard Receivers:** 116 yard by Harry Douglas and 113 yards by Mario Urrutia of Louisville/Nov. 2, 2006  
**50-Yard Touchdown Reception:** 52 by Odell Beckham from Jarrett Lee of LSU/Sept. 24, 2011  
**75-Yard Touchdown Reception:** 80 by Torrey Smith from Jamarr Robinson of Maryland/Sept. 18, 2010  
**Rushing and Receiving Touchdown:** by Mike Brown of Liberty/Sept. 5, 2009  
**Passing and Rushing Touchdown:** by B.J. Daniels of USF/Dec. 1, 2011  
**Kickoff Return For Touchdown:** 98 yards by Dorian Graham of Syracuse/Oct. 21, 2011  
**Opening Kickoff Return for Touchdown:** 100 yards by Mardy Gilyard of Cincinnati/Nov. 8, 2008  
**Punt Return For Touchdown:** 87 yards by Andrew Booker of Marshall/Sept. 4, 2011  
**2 Players Return Punts For Touchdown:** by DeJuan Tribble (41) and Will Blackmon (71) of Boston College/Nov. 13, 2004  
**Punt Blocked/Recovered in End Zone For Touchdown:** blocked by Alex Lewis and recovered in end zone by Kareem Timbers of Wisconsin/Aug. 30, 2003  
**Punt Blocked/Returned For Touchdown:** blocked by Marcus Gildersleeve and returned 17 yards by Ricky Hall of Virginia Tech/Oct. 31, 1998  
**Interception Return For Touchdown:** 24 yards by JaQuez Jenkins of USF/Dec. , 2011  
**50-Yard Field Goal:** 53 by David Teggart of Connecticut/Oct. 8, 2011  
**Field Goal Blocked:** by Dwight Jackson of Cincinnati/Nov. 12, 2011  
**Blocked Field Goal Returned For Touchdown:** 82 yards by Andrew Johnson of Louisville/Nov. 5, 2011  
**Intercepted Fumble Returned For Touchdown:** 75 yards by Tim Quense of Pitt/Oct. 1, 1983  
**Fumble Recovered/Returned For Touchdown:** 0 yards by Daniel Brown of Louisville/Nov. 20, 2010  
**Two-Point Conversion By Rush:** by Davin Meggett of Maryland/Sept. 17, 2011  
**Two-Point Conversion By Pass:** by Domenick Goodman from Nick Davila of Cincinnati/Nov. 11, 2006  
**Defensive Extra Point:** has not yet occurred  
**Extra Point Blocked:** by Micah Kimball of Virginia/Dec. 28, 2002  
**Punt Blocked For Safety:** by Chris Nofoaiga of Idaho/Oct. 7, 2000  
**Team Gained 300 Yards Rushing:** 301 by Florida State/Jan. 1, 2005  
**Team Gained 200 Yards Rushing:** 221 by Florida State/Jan. 1, 2010  
**Team Failed To Gain 100 Yards Rushing:** 82 by Connecticut/Oct. 8, 2011  
**Team Finished With Negative Rushing Yards:** Minus-10 by Maryland/Sept. 18, 2010  
**Team Gained 300 Yards Passing:** 378 by UConn/Oct. 24, 2009  
**Team Gained 400 Yards Passing:** 419 by Pitt/Nov. 15, 2003  
**Team Failed To Gain 100 Yards Passing:** 63 by Syracuse/Oct. 23, 2010  
**Team Gained 500 Yards Total Offense:** 501 by UConn/Oct. 24, 2009  
**Team Failed To Gain 250 Yards Total Offense:** 217 by Bowling Green/Oct. 1, 2011  
**Team Failed To Gain 200 Yards Total Offense:** 187 by Marshall/Sept. 4, 2011  
**Team Failed To Gain 100 Yards Total Offense:** 90 by Rutgers/Oct. 12, 2002  
**Team Failed To Get A First Down:** no instance yet found  
**Team Failed To Get A Rushing First Down:** by Western Michigan/Sept. 7, 1996  
**Team Failed To Get A Passing First Down:** by Pitt/Oct. 10, 1981  
**Successful Fake Punt:** by Chris Philpott of Louisville, 21-yard rush/Nov. 20, 2010  
**Team Scored 50+ Points:** 51 by Penn State/Oct. 26, 1991  
**Team Scored 40+ Points:** 49 by Syracuse/Oct. 21, 2011  
**Team Scored 30+ Points:** 33 by Clemson/Jan. 4, 2012  
**Shutout Recorded:** 35-0 by Virginia Tech/Oct. 6, 2001  
**Safety Scored:** when Deunta Williams of North Carolina tackled Noel Devine in end zone/Dec. 27, 2008



Bruce Irvin



Keith Tandy

# Game 1



## No. 24 West Virginia 34, Marshall 13

**MORGANTOWN, W.Va. (Sept. 4, 2011)** - In a bizarre evening in the Mountain State, Dana Holgorsen's debut as West Virginia's 33rd head football coach got off to a winning start with a 34-13 victory over Marshall.

With West Virginia leading 27-13 at the 4:59 mark of the third quarter, both teams had to leave the field and seating area as Milan Puskar Stadium was evacuated due to severe rain and lightning. After a three hour and three minute delay, the game resumed until the 14:36 mark of the fourth quarter, when lightning forced the teams off the field again. Both delays totaled four hours and 22 minutes, before the game ended with West Virginia coming away with the victory.

Marshall struck first with 10:18 left in the opening quarter when Andre Booker returned a punt 87 yards for a quick 7-0 lead for the Herd.

The Mountaineers responded with a 10-play, 71-yard drive that ended with a Tyler Bitancurt 27-yard field goal, cutting the deficit to 7-3.

West Virginia would go on to put the next three scores on the board. First, quarterback Geno Smith hit Ivan McCartney with a four-yard strike to end another 10-play drive. Then Smith directed a 13-play scoring march and connected with Stedman Bailey on a 15-yard toss, before Bitancurt came on again and connected on a 43-yard field goal for a 20-7 Mountaineer advantage late in the second quarter.

Marshall responded with a 10-play drive of its own that went for 72 yards, and the Herd got a 24-yard field goal from Tyler Warner as the half expired to cut the West Virginia lead to 20-10.

The Thundering Herd again cut into the West Virginia lead at the 5:14 mark of the third, when Warner converted on a 21-yard field goal attempt to pull the Herd within seven at 20-13.

But West Virginia quickly erased the Marshall momentum on the ensuing kickoff, as Tavon Austin returned the Herd kick 100 yards for a score and a 27-13 West Virginia advantage. It was the second kickoff return of Austin's career, and he became just the sixth Mountaineer in school history to record a 100-yard kickoff return.

Soon after the Austin return, the rain came and the sky lit up as severe weather blanketed the entire state.

When play resumed, West Virginia went on the offensive again and basically put the game away when tailback Vernard Roberts rushed in from one-yard away for a 34-13 advantage.

The second delay lasted one hour and 19 minutes before both school administrations and conference offices determined it was in the best interest of the student-athlete to end the 3:30 pm game at 10:24 p.m.

West Virginia was led by quarterback Geno Smith, who passed for 249 yards on 26 completions and two touchdowns. Bailey hauled in five catches for 76 yards, while Najee Goode led all tacklers with seven.

Marshall received 115 yards passing from true freshman Rakeem Cato, as he completed 15-of-21 passes. Tron Martinez led the Herd ground game with 76 yards rushing, while Antavious Wilson led the Herd receivers with 64 yards. Marshall's defense was paced by defensive backs Darryl Roberts and Devin Arrington with six tackles each.

Statistics for the shortened contest showed West Virginia with 42 yards rushing and 249 passing for 291 yards of total offense. Marshall finished with 72 yards on the ground and 115 in the air for 187 yards of offense.

With the win, West Virginia improved to 11-0 all-time against Marshall and 8-0 all-time against the Thundering Herd in Morgantown. In the latest "Friends of Coal" Bowl series, West Virginia improved to 6-0 against Marshall.



Stedman Bailey

### Scoring and Statistical Summary

	1	2	3	4	F
Marshall.....	7	3	3	0	13
West Virginia .....	3	17	7	7	34

- 1st** MAR - Andre Booker 87 punt return (Tyler Warner kick)  
WVU - Tyler Bitancurt 27 FG
- 2nd** WVU - Ivan McCartney 4 pass from Geno Smith (Bitancurt kick)  
WVU - Stedman Bailey 15 pass from Smith (Bitancurt kick)  
WVU - Bitancurt 43 FG  
MAR - Warner 24 FG
- 3rd** MAR - Warner 21 FG  
WVU - Tavon Austin 100 kickoff return (Bitancurt kick)
- 4th** WVU - Vernard Roberts 1 rush (Bitancurt kick)

	MAR	WVU
First Downs .....	9	17
Rushes/Yards.....	23/72	26/42
Passing Yardage.....	115	249
Passes .....	15/21/0	26/35/0
Punts .....	5/224/44.8	2/100/50.0
Fumbles/Lost .....	1/0	1/0
Return Yardage.....	87	46
Penalties/Yards.....	7/35	2/15
Time of Possession.....	20:33	24:51

**WVU RUSHING:** Buie 15-30; **WVU PASSING:** Smith 26-35-0-249; **WVU RECEIVING:** Bailey 5-76, McCartney 5-31, Brown 4-42; **WVU TACKLES (TFL/QS):** Goode 7 (1/0), Miller 6 (1/0), Tandy 5 (1/0); **WVU INTERCEPTIONS:** None.

**MAR RUSHING:** Martinez 10-76; **MAR PASSING:** Cato 15-21-0-115; **MAR RECEIVING:** Dobson 6-22, Wilson 4-64; **MAR TACKLES (TFL/QS):** Roberts 6, Arrington 6; **MAR INTERCEPTIONS:** None.

**Attendance** - 60,758



2012 DISCOVER ORANGE BOWL CHAMPIONS



### No. 19/24 West Virginia 55, Norfolk State 12

**MORGANTOWN, W.Va. (Sept. 10, 2011)** - In a tale of two halves, West Virginia scored 45 second-half points to defeat Norfolk State, 55-12, at Milan Puskar Stadium.

The Spartans took a 12-10 lead into the locker room at halftime, but could not handle the WVU passing attack in the second half as quarterback Geno Smith passed for a career-best 371 yards and tied his previous high mark of four touchdowns. Smith's passing yards were the seventh-highest in school history.

However, the Spartans hit some big plays early to propel them into the lead. The Spartans went up 3-0 on a 50-yard field goal by Everett Goldberg and followed that up with a 39-yard Ryan Estep field goal for a 6-0 lead with 14:41 to play in the second quarter.

West Virginia answered with two scores of its own. The first was a 17-yard Tyler Bitancurt field goal to end a 10-play drive, and the second was an 18-yard pass from Smith to receiver Devon Brown, giving the Mountaineers a 10-6 lead.

But Norfolk State would not go away in the first half. The Spartans bounced back with Estep field goals of 39 and 40 yards, the second one coming as the half ended, giving the visitors a 12-10 lead at the intermission.

The Mountaineers were a different team in the second half and unleashed a 28-point third quarter to put the rout in motion. WVU scored on seven straight possessions in the second half, and ran the clock out on its eighth.

Early in the third, tailback Vernard Roberts scored on a three-yard run on the half's opening possession. Receiver Tavon Austin pulled in a three-yard touchdown reception, followed by a three-yard scoring run by true freshman Dustin Garrison.

Tyler Urban closed out the scoring in the third stanza with a 12-yard touchdown reception, and after trailing 12-10 after two quarters, the Mountaineers took a commanding 38-12 lead after three periods of play.

Three more scores followed in the fourth quarter for West Virginia. Ivan McCartney's 39-yard touchdown catch was the longest scoring play in the game at the 14:10 mark of the fourth.

Bitancurt added his second field goal (21 yards) at the 9:39 mark before a 30-yard pass from backup quarterback Paul Millard closed out the scoring, when he hit receiver Brad Starks with 3:18 left in the game to finish off a 10-play, 57-yard scoring drive.

Three of West Virginia's nine scoring drives consisted of 10 plays or more as the Mountaineers racked up 102 yards rushing and 431 passing for an impressive 533 yards of total offense.

Besides Smith's impressive numbers, Brown

turned in a 109-yard receiving day on four catches. Austin added 82 yards receiving and McCartney 79 as the passing game clicked. Roberts led the WVU ground game with 64 yards rushing.

The Mountaineer defense did not allow a touchdown for the second straight game and received 11 tackles from Darwin Cook and eight from Terence Garvin.

Spartan quarterback Chris Walley finished with 136 yards passing. His main target was Xavier Boyce, who caught eight passes for 100 yards. Takeem Hedgeman led the running game with 62 yards, and Corwin Hammond and Onyemehi Anyaugo paced the defense with a combined 17 tackles.

Norfolk State finished with 88 yards rushing and 197 passing for 285 yards of offense.

With the win, West Virginia upped its record to 12-0 all-time against FCS schools and is now riding an 18-game non-conference winning streak at home. WVU's 431 yards passing is the first Mountaineer 400-yard passing effort since 1998, while the 533 yards of total offense was the first 500-yard output since 2009.



Tavon Austin

### Scoring and Statistical Summary

	1	2	3	4	F
Norfolk State.....	3	9	0	0	12
West Virginia.....	0	12	28	17	55

<b>1st</b>	NSU - Everett Goldberg 50 FG
<b>2nd</b>	NSU - Ryan Estep 39 FG WVU - Tyler Bitancurt 17 FG WVU - Devon Brown 18 pass from Geno Smith (Bitancurt kick) NSU - Estep 39 FG NSU - Estep 40 FG
<b>3rd</b>	WVU - Vernard Roberts 3 rush (Bitancurt kick) WVU - Tavon Austin 3 pass from Smith (Bitancurt kick) WVU - Dustin Garrison 1 rush (Bitancurt kick) WVU - Tyler Urban 12 pass from Smith (Bitancurt kick)
<b>4th</b>	WVU - Ivan McCartney 39 pass from Smith (Bitancurt kick) WVU - Bitancurt 21 FG WVU - Brad Starks 30 pass from Paul Millard (Bitancurt kick)

	NSU	WVU
First Downs.....	13	28
Rushes/Yards.....	32/88	33/102
Passing Yardage.....	197	431
Passes.....	18/31/0	25/40/0
Punts.....	10/447/44.7	2/75/37.5
Fumbles/Lost.....	3/0	0/0
Return Yardage.....	0	98
Penalties/Yards.....	19/177	7/85
Time of Possession.....	34:07	25:53

**WVU RUSHING:** Roberts 17-64; **WVU PASSING:** Smith 20-34-0-371; **WVU RECEIVING:** Austin 6-82 5-76, Brown 4-109, McCartney 4-79; **WVU TACKLES (TFL/QS):** Cook 11, Garvin 8; **WVU INTERCEPTIONS:** None.

**NSU RUSHING:** Hedgeman 13-62; **NSU PASSING:** Walley 16-27-0-136; **NSU RECEIVING:** Boyce 8-100; **NSU TACKLES (TFL/QS):** Hammond 9 (1/0), Anyaugo 8 (1/0); **NSU INTERCEPTIONS:** None.

**Attendance** - 51,911



**COLLEGE PARK, Md. (Sept. 17, 2011)** - West Virginia captured the first road victory of head coach Dana Holgorsen's tenure with a 37-31 victory over Maryland.

The Mountaineers overcame an early 3-0 deficit to take a commanding lead only to hold off a furious Terrapin comeback for the win.

Trailing 3-0 after a Nick Ferrara 25-yard field goal, West Virginia took the lead for good at the 3:02 mark of the first quarter, when tailback Vernard Roberts scampered in from nine yards away to end a 10-play, 88-yard scoring drive.

The Mountaineers quickly upped their lead to 14-3 with 1:44 left in the first quarter, when Terence Garvin intercepted a Danny O'Brien pass and returned it 37 yards for a score and a 14-3 West Virginia advantage, heading into the second quarter.

West Virginia added two more scores to its lead, when kicker Tyler Bitancurt added a 35-yard field goal at the 13:33 mark, and Andrew Buie scored on a 10-yard touchdown run to give WVU a 24-3 lead.

Maryland answered at the 2:32 mark, when receiver Kevin Dorsey hauled in an 18-yard touchdown pass from O'Brien to cut the Mountaineer lead to 24-10.

However, as time expired in the half, Bitancurt was good on a 34-yard field goal to end a nine-play drive and put the Mountaineers in the locker room with a 27-10 lead at the half.

It appeared as if West Virginia was going to turn the game into a rout on its first possession of the third quarter, when quarterback Geno Smith connected with receiver Stedman Bailey for a 34-yard touchdown pass, giving the Mountaineers a 34-10 advantage with 11:36 remaining.

However, Maryland would have nothing to do with a rout and staged a furious comeback in front of the fifth largest crowd in Byrd Stadium history.

Behind the running of Davin Meggett, the Terps started the comeback, when he scored on a 20-yard touchdown run. The Terp defense started to stiffen, and running back D.J. Adams added a six-yard scoring run, before the end of the third quarter to put the score at 34-23 with a quarter left to play.

Adams again found the end zone with a two-yard rush, and Meggett rushed in for the two-point conversion to cut the margin to 34-31 with 10:29 left in the game.

However, the Mountaineers proceeded to eat some clock with a 5:41 scoring drive, but only could get a 21-yard Bitancurt field goal out of it as Maryland stayed within striking distance at 37-31 with 4:42 left to play.

O'Brien marched the Terps down to the WVU

37-yard line and even converted a crucial fourth down play, but safety Eain Smith ended the Terp rally on a third-down and eight play, when he intercepted O'Brien with 1:13 left in the game to seal the WVU win.

Smith passed for 388 yards, and for the first time in school history, three receivers went over the 100-yard receiving mark in a game, as Tavon Austin (11-122), Bailey (8-113) and Ivan McCartney (8-101) pulled off the feat. Linebacker Najee Goode contributed 13 tackles in the win.

O'Brien finished with 289 yards passing, and Meggett gained 113 yards on the ground. Eric Franklin topped all tacklers with 15.

WVU rushed for 92 yards and passed for 388 to total 480 yards of total offense. The Terps netted 188 yards on the ground and 289 through the air for 477 yards of offense.

The win gave West Virginia a six-game winning streak in the series and three straight road wins in Byrd Stadium.



Terence Garvin

### Scoring and Statistical Summary

	1	2	3	4	F
West Virginia	14	13	7	3	37
Maryland	3	7	13	8	31

- 1st** MD - Nick Ferrara 25 FG  
WVU - Vernard Roberts 9 rush (Tyler Bitancurt kick)  
WVU - Terence Garvin 37 interception return (Bitancurt kick)
- 2nd** WVU - Bitancurt 35 FG  
WVU - Andrew Buie 10 rush (Bitancurt kick)  
MD - Kevin Dorsey 18 pass from Danny O'Brien (Ferrara kick)  
WVU - Bitancurt 34 FG
- 3rd** WVU - Stedman Bailey 34 pass from Geno Smith (Bitancurt kick)  
MD - Davin Meggett 20 rush (Ferrara kick)  
MD - D.J. Adams 6 rush (Ferrara kick)
- 4th** MD - Adams 2 rush (Ferrara kick)  
WVU - Bitancurt 21 FG

	WVU	MD
First Downs	27	29
Rushes/Yards	31/92	35/188
Passing Yardage	388	289
Passes	36/49/1	34/52/3
Punts	2/79/39.5	2/81/40.5
Fumbles/Lost	3/2	1/0
Return Yardage	38	8
Penalties/Yards	6/68	7/75
Time of Possession	31:33	28:27

**WVU RUSHING:** Buie 7-51, Roberts 12-36; **WVU PASSING:** Smith 36-49-1-388; **WVU RECEIVING:** Austin 11-122, Bailey 8-103, McCartney 8-101; **WVU TACKLES (TFL/QS):** Goode 13, Miller 11, Tandy 10 (1/0); **WVU INTERCEPTIONS:** Garvin, Cook, Smith.

**MD RUSHING:** Meggett 19-113; **MD PASSING:** O'Brien 34-52-3-289; **MD RECEIVING:** Dorsey 9-79; **MD TACKLES (TFL/QS):** Franklin 15 (1/0), Robinson 13 (2/0), Tate 10 (1/0); **MD INTERCEPTIONS:** McDougle.

**Attendance** - 53,627



#### MORGANTOWN, W.Va. (Sept. 24, 2011) -

Turnovers and special teams miscues spelled doom for West Virginia against No. 2 LSU as the Tigers answered every punch in defeating the Mountaineers 47-21.

The loss overshadowed the outstanding performance of junior quarterback Geno Smith, who completed 38-of-65 passes for a career-high 463 yards. Smith's numbers set school marks for completions, attempts and yards as the WVU passing game continues to thrive in first-year head coach Dana's Holgorsen's offense.

A crowd of 62,056 at Milan Puskar Stadium along, with an ABC national prime time audience, tuned in for the non-conference showdown between the BIG EAST and SEC.

LSU quickly jumped out to a 13-0 lead at the end of the first quarter, when Rueben Randle caught an 11-yard touchdown pass from Jarrett Lee. Tailback Michael Ford followed that score later in the quarter with a 22-yard touchdown run, but the PAT failed giving the Tigers a 13-point lead.

West Virginia got on the scoreboard at the 12:30 mark of the second quarter, when receiver Stedman Bailey caught a 20-yard touchdown pass from Smith to cut the WVU deficit to 13-7.

However, LSU answered with a 61-yard drive in just three plays to quiet the Mountaineer faithful, as Odell Beckham hauled in a 52-yard pass from Lee for a 20-7 Tiger advantage.

The Tigers struck again before the end of the half by taking advantage of an interception that set them up deep in WVU territory. Chase Clement's one-yard plunge into the end zone gave the visiting Tigers a 27-7 lead at the half, behind three WVU turnovers.

West Virginia ignited the home fans once again in the third quarter, and got Milan Puskar Stadium rocking with two scores to cut the LSU lead down to 27-21 at the 1:16 mark.

Tyler Urban was the recipient of a 12-yard Smith touchdown pass to end an 80-yard drive, and tailback Dustin Garrison dove in from one-yard away to finish off a 90-yard drive.

With the Mountaineers down only six and with what seemed to be all the momentum, LSU answered with what turned out to be the knockout blow.

On the ensuing kickoff after the Garrison score, LSU's Morris Claiborn returned the kick 99 yards to stun the stadium and put the Tigers up 34-21 heading into the fourth quarter.

LSU finished the game with two more scores in the final stanza. Running back Michael Ford scampered in from 15-yards away to end a nine-play drive, and Alfred Blue scored on an 18-yard run, ending a 55-yard drive, and giving the Tigers

the big road non-conference victory in their first ever trip to Morgantown.

Aside from Smith's fine totals, West Virginia placed two receivers over the 100-yard mark as Tavon Austin hauled in 11 catches for 187 yards. Bailey had a strong evening with eight catches for 115 yards and a touchdown. The Mountaineer defense was paced by linebacker Doug Rigg with nine tackles, followed by Najee Goode with eight.

Ward and Ford led the Tiger rushing attack with 92 and 82 yards, respectfully. Lee was solid with 180 yards passing and three touchdowns. Randle caught six passes for 53 yards and a score, while Eric Reid topped LSU in tackles with seven.

The LSU defense was heralded as one of the nation's best coming into the game, but the Mountaineers totaled 70 yards on the ground and 463 in the air for 533 yards of total offense. LSU finished with a balanced 186 yards rushing and 180 passing for 366 total yards.

Two fumbles and two interceptions doomed the Mountaineers and ended their 18-game non-conference home win streak.



### Scoring and Statistical Summary

	1	2	3	4	F
LSU.....	13	14	7	13	47
West Virginia.....	0	7	14	0	21

<b>1st</b>	LSU - Rueben Randle 11 pass from Jarrett Lee (Drew Alleman kick) LSU - Michael Ford 22 rush (Team rush fumbled)
<b>2nd</b>	WVU - Stedman Bailey 20 pass from Smith (Tyler Bitancourt kick) LSU - Odell Beckham 52 pass from Lee (Alleman kick) LSU - Chase Clement 1 rush (Alleman kick)
<b>3rd</b>	WVU - Tyler Urban 12 pass from Smith (Bitancourt kick) WVU - Dustin Garrison 1 rush (Bitancourt kick) LSU - Morris Claiborne 99 kickoff return (Alleman kick) LSU - Michael Ford 15 rush (Lee pass failed)
<b>4th</b>	LSU - Alfred Blue 18 rush (Alleman kick)

	LSU	WVU
First Downs.....	19	28
Rushes/Yards.....	41/186	22/70
Passing Yardage.....	180	463
Passes.....	16/28/0	38/65/2
Punts.....	6/292/48.7	6/232/38.7
Fumbles/Lost.....	1/0	3/2
Return Yardage.....	65	0
Penalties/Yards.....	5/45	10/73
Time of Possession.....	33:32	26:38

**WVU RUSHING:** Garrison 10-46; **WVU PASSING:** Smith 38-65-2-463; **WVU RECEIVING:** Austin 11-187, Bailey 8-115; **WVU TACKLES (TFL/QS):** Rigg 9 (1/0), Goode 8 (1/0); **WVU INTERCEPTIONS:** None.

**LSU RUSHING:** Ware 23-92, Ford 12-82; **LSU PASSING:** Lee 16-28-0-180; **LSU RECEIVING:** Randle 6-53; **LSU TACKLES (TFL/QS):** Reid 7, Simon 6 (1/0), Mathieu 6; **LSU INTERCEPTIONS:** Mathieu, Taylor.

Attendance - 62,056



## Game No. 5

### No. 22/23 West Virginia 55, Bowling Green 10

**MORGANTOWN, W.Va. (Oct. 1, 2011)** - Behind the running of true freshman Dustin Garrison, West Virginia stormed past Bowling Green, 55-10, on a wet and cold afternoon at Milan Puskar Stadium.

Garrison became WVU's first 100-yard rusher of the season with 291 yards on 32 carries and two touchdowns. He averaged 9.1 yards per carry and tied the WVU record for the second-best rushing performance in school history. His rushing total was the best mark for a WVU freshman and the single-best mark in the nation through the first five weeks of the season. His 233 yards at half-time also set the school mark for yards in a half.

Behind Garrison and an improving offensive line, West Virginia totaled an impressive 643 yards of total offense with 360 yards coming on the ground and 283 through the air. More impressive was the fact that WVU had 306 total rushing yards after four games and passed the season total in one game. The 643 yards of total offense was the best of the decade and the Holgorsen era. The total offense number comes in as third-best in school history and tops in the 31-year history of Milan Puskar Stadium.

The rain and cold did not seem to bother the Mountaineers, who were turnover free, while only punting once. West Virginia used a fumble recovery on the game's opening kickoff to record a 3-0 lead, as kicker Tyler Bitancurt connected on a 30-yard field goal.

The lead was short-lived and Bowling Green's Boo Boo Gates returned the ensuing kickoff 77 yards to the WVU 18. From there, Falcon quarterback Matt Schilz hit Ray Hutson for an 18-yard scoring pass, and the Falcons went ahead 7-3.

Bowling Green increased its lead to 10-3 later in the first quarter when an 11-play drive resulted in a 21-yard field goal from kicker Stephen Stein.

However, those three points proved to be the final ones for the Falcons, as West Virginia's offense took control to score the next 52 points.

Before the first quarter ended, receiver Ivan McCartney grabbed a 33-yard touchdown pass from quarterback Geno Smith, and running back Shawne Alston rushed in for an eight-yard score and a 17-10 WVU lead after one quarter of play.

The Mountaineers added three more touchdowns in the second quarter to take a 38-10 lead at the half.

Receiver Ryan Nehlen caught the first touchdown of his career at the 12:38 mark on a 15-yard reception. Garrison rushed in from 19-yards away at the 8:53 mark, and receiver Brad Starks added a six-yard scoring catch with 2:43 left in the half.

West Virginia kept its foot on the throttle in the third quarter behind the running of Garrison and the passing of Smith. For his second score in the

game, Garrison reached the end zone from eight yards away, while Bitancurt added a 45-yard field goal for a 48-10 Mountaineer advantage with one quarter left to play.

The scoring ended at the 7:52 mark of the fourth quarter when Alston rushed in from eight yards out, giving him two touchdowns in the game. Garrison also finished with two touchdowns, and Smith passed for three scores. Stedman Bailey went over the 100-yard receiving mark for a school-record third straight game, finishing with four catches for 112 yards.

On defense, Keith Tandy came away with two interceptions, while Jewone Snow led the WVU defense in his first career start with nine tackles.

Bowling Green got 119 yards rushing from Jamel Martin, and Dwayne Woods and Aaron Foster led the defense with 10 tackles each.

The Falcons finished with 103 rushing yards and 114 passing for 217 total yards.

With the win, West Virginia improved to 4-1 on the year and 3-0 all-time against Bowling Green with all three games coming in Morgantown.



Dustin Garrison

### Scoring and Statistical Summary

	1	2	3	4	F
Bowling Green	10	0	0	0	10
West Virginia	17	21	10	7	55

1st	WVU	BG
	Tyler Bitancurt 30 FG	Ray Hutson 18 pass from Matt Schilz (Stephen Stein kick)
		Stein 21 FG
	Ivan McCartney 33 pass from Geno Smith (Bitancurt kick)	
	Shawne Alston 8 rush (Bitancurt kick)	
2nd	WVU - Ryan Nehlen 15 pass from Smith (Bitancurt kick)	
	Dustin Garrison 19 rush (Bitancurt kick)	
	Brad Starks 6 pass from Smith (Bitancurt kick)	
3rd	WVU - Garrison 8 rush (Bitancurt kick)	
	Bitancurt 45 FG	
4th	WVU - Alston 8 rush (Bitancurt kick)	

	BG	WVU
First Downs	14	30
Rushes/Yards	36/103	46/360
Passing Yardage	114	283
Passes	13/26/3	19/33/0
Punts	5/220/44.0	1/14/14.0
Fumbles/Lost	5/2	4/0
Return Yardage	258	91
Penalties/Yards	2/20	1/10
Time of Possession	31:47	28:13

**WVU RUSHING:** Garrison 32-291; **WVU PASSING:** Smith 18-30-0-238; **WVU RECEIVING:** Bailey 4-112, McCartney 5-54, Austin 4-67; **WVU TACKLES (TFL/QS):** Snow 9 (1/0), Goode 8 (1/0); **WVU INTERCEPTIONS:** Tandy (2), Garvin.

**BG RUSHING:** Martin 23-111; **BG PASSING:** Schilz 13-25-3-114; **BG RECEIVING:** Kamar 5-46; **BG TACKLES (TFL/QS):** Woods 10 (1/0), Foster 10, Ward 9; **BG INTERCEPTIONS:** None.

**Attendance** - 46,603



**MORGANTOWN, W.Va. (Oct. 8, 2011)** - A 33-point second half enabled West Virginia to capture its first BIG EAST win of the 2011 season with a convincing 43-16 win over Connecticut in the conference opener for both teams.

The Mountaineers put up 541 yards of total offense on the Huskies with 469 coming through the air. Quarterback Geno Smith completed 27-of-45 passes and 450 yards, with four touchdowns to pace the offensive attack.

Smith's favorite target was once again receiver Stedman Bailey, who turned in a school-record fourth straight 100-yard receiving performance. Along with an 84-yard touchdown reception, Bailey hauled in a total of seven catches for 178 yards and two touchdowns to lead all receivers for the game.

After Connecticut's opening drive ended in a missed field goal, the Mountaineers wasted no time in getting on the scoreboard. A 61-yard drive resulted in a 31-yard Tyler Bitancurt field goal for a 3-0 WVU lead with 7:43 left in the first quarter.

However, Connecticut's keep-away game was working early and long sustained drives by the Huskies kept the Mountaineer offense off the field.

A 4:13 drive resulted in a 40-yard David Teggart field goal, before he followed that up with a 53-yarder at the 14:53 mark of the second quarter to give UConn a 6-3 lead.

Sparked by a 24-yard completion from Smith to Bailey, West Virginia took the lead for good with 2:44 left in the half, when running back Dustin Garrison rushed in from 14-yards away. However, UConn made the most of the final minutes and moved the ball 53 yards to convert a 22-yard Teggart field goal to put the halftime score at 10-9 in favor of the Mountaineers.

West Virginia took control of the game in the third quarter with a 23-point outburst, while the Mountaineer defense held the Huskies at bay.

A key stretch came at the 7:54 mark of the third, with Connecticut driving to the WVU 13-yard line. UConn quarterback Johnny McEntee fumbled, and the ball was recovered by WVU linebacker Jewone Snow, who returned it 83 yards to the UConn 12-yard line. That play ignited the Mountaineer offensive outburst. Two plays later, Smith connected with receiver Tavon Austin for a 12-yard scoring toss and a 17-9 advantage.

On WVU's first play of its next possession, Smith hooked up with Bailey for an 84-yard touchdown reception to extend its lead to 24-9.

The Mountaineer defense got in on the scoring action, as Bruce Irvin and Snow sacked McEntee for a safety, before receiver Brad Starks made a leaping 22-yard touchdown catch, giving the Mountaineers a 33-9 lead heading into the fourth

quarter.

The West Virginia offense wasn't done in the final stanza, adding 10 more points. A 33-yard Bitancurt field goal, along with a Smith strike to Bailey from 27-yards out at the 9:50 mark, gave WVU a 32-9 advantage.

The Husky defense intercepted backup quarterback Paul Millard later in the fourth and returned it 48 yards for a score, putting the final total at 43-16.

Aside from Smith and Bailey's offensive numbers, Ivan McCartney turned in 131 yards receiving on six catches, while the strong WVU defensive effort was led by Snow with seven stops and the 83-yard fumble return.

UConn got 193 yards passing from McEntee and 73 yards rushing from Lyle McCombs to total 275 yards of offense. Sio Moore led the Husky defense with eight stops.

With the win, West Virginia improved to 7-1 all-time against Connecticut and 4-0 all-time in Morgantown.



Jewone Snow

### Scoring and Statistical Summary

	1	2	3	4	F
Connecticut.....	3.....	6.....	0.....	7.....	16
West Virginia.....	3.....	7.....	23.....	10.....	43

<b>1st</b>	WVU - Tyler Bitancurt 31 FG UConn - David Teggart 40 FG
<b>2nd</b>	UConn - Teggart 53 FG WVU - Dustin Garrison 14 rush (Bitancurt kick) UConn - Teggart 22 FG
<b>3rd</b>	WVU - Tavon Austin 12 pass from Geno Smith (Bitancurt kick) WVU - Stedman Bailey 84 pass from Smith (Bitancurt kick) WVU - Team Safety
<b>3rd</b>	WVU - Brad Starks 22 pass from Smith (Bitancurt kick)
<b>4th</b>	WVU - Bitancurt 33 FG WVU - Bailey 27 pass from Smith (Bitancurt kick) UConn - Ty-Meer Brown 48 interception return (Teggart kick)

	UConn	WVU
First Downs.....	16.....	23
Rushes/Yards.....	35/82.....	29/72
Passing Yardage.....	193.....	469
Passes.....	21/37/0.....	28/48/1
Punts.....	9/397/44.1.....	5/215/43.0
Fumbles/Lost.....	3/1.....	3/1
Return Yardage.....	175.....	165
Penalties/Yards.....	7/51.....	8/80
Time of Possession.....	32:33.....	27:27

**WVU RUSHING:** Garrison 18-80; **WVU PASSING:** Smith 27-45-0-450; **WVU RECEIVING:** Bailey 7-178, McCartney 6-131, Austin 7-74; **WVU TACKLES (TFL/QS):** Smith 8, Cook 8, Snow 7 (1/1); **WVU INTERCEPTIONS:** None.

**UConn RUSHING:** McCombs 20-74; **UConn PASSING:** McEntee 21-37-0-193; **UConn RECEIVING:** Griffin 5-57; **UConn TACKLES (TFL/QS):** Moore 8, Junior 7 (1/1), Smallwood 7; **UConn INTERCEPTIONS:** Brown.

**Attendance** - 56,179





# Game No. 7

## Syracuse 49, No. 11/T14 West Virginia 23

**SYRACUSE, N.Y. (Oct. 21, 2011)** - Syracuse capitalized on strong special teams play and two West Virginia turnovers to defeat the Mountaineers, 49-23, in a Friday night ESPN game at the Carrier Dome.

The Mountaineers lost at Syracuse for the first time since 2001 and have dropped two straight in the long-standing series after winning eight in a row against the Orange from 2002-09.

The Orange got strong play from quarterback Ryan Nassib, who played mistake-free football in passing for 229 yards and four touchdowns, while also rushing for one score to account for five in the game. A fired-up Syracuse defense blitzed most of the evening and pressured WVU quarterback Geno Smith enough to slow down a West Virginia offense that was averaging 40.8 points per game coming into the contest.

The game did not get out of hand until the second half as first-half action saw a competitive contest despite some Mountaineer miscues.

The Orange started off the scoring on their second possession with a 14-play, 84-yard drive that saw Nassib hit Nick Provo for a three-yard touchdown.

West Virginia answered with a 10-play drive that resulted in a 27-yard Tyler Bitancourt field goal to cut the deficit to 7-3 with 1:06 left in the opening quarter.

The Orange went up 14-3, when Nassib rushed in from one-yard away to close out a 14-play, 80-yard drive. However, the Mountaineers quickly answered and seemed to be in good shape, as Smith hit receiver Stedman Bailey on a long 64-yard touchdown reception. With a missed extra point, WVU only trailed the Orange 14-9 with 8:41 left in the half.

Any momentum the Mountaineers gained was quickly lost on the ensuing kickoff, as Dorian Graham's 98-yard kickoff return for a touchdown took the wind out of WVU's sails. A late Syracuse interception on the goal line thwarted another potential score for the Mountaineers, giving the Orange the lead 21-9 at the half.

West Virginia's opening possession of the second half once again gave the Mountaineers some momentum, as they marched 57 yards in 14 plays and got a touchdown behind a one-yard plunge from Shawne Alston, cutting the deficit to 21-16 with 10:07 left.

But just like the first half, Syracuse answered back. David Stevens hauled in a 29-yard pass from Nassib for a 28-16 score and the flood gates started to open.

Syracuse added two more scores, before WVU could answer. Nassib hit Provo for a 10-yard scoring toss to end the third quarter and then found him again at the 11:29 mark of the fourth

for a five-yard touchdown reception and a 42-16 Syracuse advantage.

Smith connected with receiver Brad Starks for West Virginia's final score, as the two hooked up for a 25-yard touchdown completion at the 9:18 mark.

Syracuse ended the scoring with 5:26 left in the game on Antwon Bailey's three-yard run, giving the Orange the commanding 26-point victory.

Smith ended with 338 yards passing and two scores, while Bailey turned in a school-record fifth straight 100-yard receiving performance with seven catches for 130 yards. The West Virginia defense was led by linebacker Jewone Snow with eight tackles.

Aside from Nassib's strong totals, Syracuse received strong performances from Bailey with 125 yards rushing and Provo with three touchdown catches.

West Virginia rushed for 70 yards and passed for 338 to total 408 yards. The Orange rushed for 194 and passed for 249 to total 443 yards.

The win upped the Orange to 5-2 overall, while WVU dropped to 5-2 on the season.



Stedman Bailey

### Scoring and Statistical Summary

	1	2	3	4	F
West Virginia	3	6	7	7	23
Syracuse	7	14	14	14	49

- 1st** SYR - Nick Provo 3 pass from Ryan Nassib (Ross Krautman kick)  
WVU - Tyler Bitancourt 27 FG
- 2nd** SYR - Nassib 1 rush (Krautman kick)  
WVU - Stedman Bailey 64 pass from Geno Smith (Bitancourt kick failed)  
SYR - Dorian Graham 98 kickoff return (Krautman kick)
- 3rd** WVU - Shawne Alston 1 rush (Bitancourt kick)  
SYR - David Stevens 29 pass from Nassib (Krautman kick)  
SYR - Provo 10 pass from Nassib (Krautman kick)
- 4th** SYR - Provo 5 pass from Nassib (Krautman kick)  
WVU - Brad Starks 25 pass from Smith (Bitancourt kick)  
SYR - Antwon Bailey 3 rush (Krautman kick)

	WVU	SYR
First Downs	20	23
Rushes/Yards	24/70	41/194
Passing Yardage	338	249
Passes	24/41/2	25/33/0
Punts	3/134/44.7	4/176/44.0
Fumbles/Lost	1/0	0/0
Return Yardage	184	211
Penalties/Yards	5/37	3/25
Time of Possession	24:05	35:55

**WVU RUSHING:** Garrison 11-58; **WVU PASSING:** Smith 24-41-2-338; **WVU RECEIVING:** Bailey 7-130, Austin 6-60; **WVU TACKLES (TFL/QS):** Snow 8, Tandy 7, Smith 7; **WVU INTERCEPTIONS:** None.

**SYR RUSHING:** Bailey 22-125; **SYR PASSING:** Nassib 24-32-0-229; **SYR RECEIVING:** Provo 6-61, Graham 5-66; **SYR TACKLES (TFL/QS):** Diabate 7 (1/1), Thomas 7; **SYR INTERCEPTIONS:** Thomas, Wilkes.

**Attendance** - 45,265



**PISCATAWAY, N.J. - (Oct. 29, 2011)** - West Virginia overcame a 10-point halftime deficit and a horrendous October snow storm along the Northeast to defeat Rutgers, 41-31, for the 17th-straight time.

In a rare October snowstorm that left New Jersey in a state of emergency, both teams battled heavy snow, cold temperatures and strong wind gusts for the entire game, but still managed to put up a combined 72 points.

West Virginia took advantage of some big plays, like touchdown runs of 80 and 52 yards, while Rutgers used a time consuming offense to keep the ball away from the West Virginia offense.

By taking advantage of the strong wind behind its back, Rutgers capitalized on good field position to score first on a San San Te 40-yard field goal at the 7:17 mark of the first quarter.

West Virginia answered the score 1:10 later when running back Shawne Alston scored on a 52-yard touchdown run for a 7-3 WVU lead.

But the flurry of scoring in the opening quarter was just beginning. Rutgers regained the lead at 10:7, when quarterback Gary Nova found Mohamed Sanu for a 14-yard scoring pass.

The Mountaineers answered just 14 seconds later, when Tavon Austin took a reverse 80 yards for a 14-10 West Virginia lead at the 3:17 mark.

The Scarlet Knights dosed out the scoring in the first quarter, when Nova found Mark Harrison for a 45-yard touchdown pass and a 17-14 Rutgers lead.

The Mountaineers took advantage of a Rutgers fumble to regain the lead at the 12:59 mark of the second quarter, when Alston rushed in from two-yards out for a 21-14 advantage.

However, the rest of the first half belonged to Rutgers, as the Scarlet Knights added two Jawan Jamison touchdown runs of one and 18 yards to take a 31-21 lead into the locker room at halftime.

Trailing by 10 on poor field conditions certainly could give the impression that this was the year for Rutgers to break the streak, but the Mountaineers controlled the second half with a strong defensive effort and by outscoring the Scarlet Knights 20-0.

After holding Rutgers scoreless on its first two second-half possessions, the Mountaineers pulled closer on a Geno Smith to Stedman Bailey 19-yard touchdown reception at the 7:23 mark of the third.

Down three in the fourth quarter, the momentum swung when Rutgers faked a field goal try, which resulted in an incomplete pass, and the Mountaineers had new life.

From its own 11-yard line, West Virginia marched 89 yards in 11 plays to retake the lead, 34-31,

when Smith called his own number and rushed in on fourth-and-one with 6:19 left.

On RU's next possession, WVU's Julian Miller came up with his second fumble recovery in the game, and the Mountaineer offense did the rest, moving 37 yards in three plays, capped off by a 20-yard touchdown pass from Smith to Austin to extend its lead to 10. To complete the second-half shutout by the Mountaineer defense, the unit held Rutgers scoreless on its next two possessions to give the Mountaineers their second BIG EAST win of the season.

Smith finished with 218 yards passing, while Alston turned in his first career 100-yard rushing effort with 110 yards on 14 carries. Safety Darwin Cook led the defense with 11 stops.

Rutgers was led by Nova with 235 yards passing, and Jamison totaled 96 yards on the ground. Justin Francis led the Scarlet Knights defense with 10 tackles.

Despite the poor weather, both teams put up solid numbers. West Virginia rushed for 210 yards and passed for 218 to total 428 yards. Rutgers rushed for 151 yards and passed for 235 to total 386 total yards.



Shawne Alston

### Scoring and Statistical Summary

	1	2	3	4	F
West Virginia	14	7	7	13	41
Rutgers	17	14	0	0	31

<b>1st</b>	RU - San San Te 40 FG WVU - Shawne Alston 52 rush (Tyler Bitancurt kick) RU - Mohamed Sanu 14 pass from Gary Nova (Te kick) WVU - Tavon Austin 80 rush (Bitancurt kick) RU - Mark Harrison 45 pass from Nova (Te kick)
<b>2nd</b>	WVU - Alston 2 rush (Bitancurt kick) RU - Jawan Jamison 1 rush (Te kick) RU - Jamison 18 rush (Te kick)
<b>3rd</b>	WVU - Stedman Bailey 19 pass from Geno Smith (Bitancurt kick)
<b>4th</b>	WVU - Smith 1 rush (Bitancurt kick failed) WVU - Austin 20 pass from Smith (Bitancurt kick)

	WVU	RU
First Downs	17	22
Rushes/Yards	37/210	39/151
Passing Yardage	218	235
Passes	20/31/0	18/47/2
Punts	8/306/38.2	5/170/34.0
Fumbles/Lost	3/1	2/2
Return Yardage	83	98
Penalties/Yards	6/65	5/35
Time of Possession	25:25	34:35

**WVU RUSHING:** Alston 14-110, Austin 2-96; **WVU PASSING:** Smith 20-31-0-218; **WVU RECEIVING:** Austin 8-67, Starks 5-45, Bailey 2-51; **WVU TACKLES (TFL/QS):** Cook 11, Smith 8, Snow 8; **WVU INTERCEPTIONS:** Jenkins (2).

**RU RUSHING:** Jamison 19-96; **RU PASSING:** Nova 18-46-2-235; **RU RECEIVING:** Sanu 5-48, Pratt 4-45; **RU TACKLES (TFL/QS):** Francis 10 (2/0), Greene 9 (1/0); **RU INTERCEPTIONS:** None.

**Attendance** - 47,303



# Game No. 9

## Louisville 38, No. 24/21 West Virginia 35

### MORGANTOWN, W.Va. - (Nov. 5, 2011) -

Louisville won for the first time in Morgantown since 1990 and broke a four-game losing streak to West Virginia with a 38-35 victory over the Mountaineers.

Two fumbles and special teams miscues proved too much for West Virginia to overcome, even though the warm, sunny November day started off brightly for the Mountaineers.

Brad Starks returned the game's opening kickoff 62 yards to the Louisville 30-yard line to set up the game's first score. Three plays later, WVU quarterback Geno Smith hit receiver Tavon Austin for a 25-yard scoring toss and a 7-0 lead.

However, it took Louisville just 2:38 to answer, as the Cardinals marched 73 yards to tie the game on Jeremy Wright's eight-yard run. The scoring drive was highlighted by a 55-yard run by tailback Dominique Brown.

Louisville took its first lead of the game with 5:44 left in the first on Senorise Perry's 13-yard run that ended a 78-yard drive. A 37-yard completion from quarterback Teddy Bridgewater to Eli Rogers provided the spark for the Cardinals.

The Mountaineers tied the game at 14-14 at the 12:18 mark of the second quarter, when Stedman Bailey hauled in a five-yard pass from Smith, as the Mountaineers drove 76 yards for their second score.

West Virginia recaptured the lead with 5:44 left in the first half, when Shawne Alston powered through for a two-yard scoring run, and a 21-14 WVU lead.

But Louisville was able to tie the game at the half, taking advantage of an 11-yard shanked punt by the Mountaineers. Six plays later, the game was tied at 21-21, when Bridgewater connected with Rogers.

The Mountaineers intercepted Bridgewater on the opening possession of the third quarter, but could not come away with any points, as Tyler Bitancurt missed a 32-yard field goal.

Later, the Cardinals put up the only points in the third quarter, when kicker Chris Philpott converted on a 39-yard field goal, as Louisville regained the lead for good at 24-21.

West Virginia mounted a drive late in the third, but was stopped at the Cardinal six-yard line as the third quarter ended. To start the fourth, Bitancurt's 23-yard field goal to tie was blocked and returned 82 yards for a touchdown by Andrew Johnson. Instead of the game being tied, West Virginia found itself down, 31-21, with 14:42 left in the game.

Two possessions later, the Mountaineers closed the gap to 31-28, when Alston rushed in from seven-yards out to end an impressive 96-yard, eight-play drive that was aided by a 46-yard

completion from Smith to receiver Ivan McCartney.

Trailing by three with 8:53 left, the Mountaineers needed a stop on defense and could not get one. The Cardinals converted on third-and-seven and fourth-and-one to keep the ball for 7:11, resulting in a three-yard touchdown run by Brown and a 38-28 margin.

WVU added a score late, when Smith found Bailey in the corner of the end zone, but the Cardinals recovered the onside kick to end any comeback hopes.

Smith finished with 410 yards passing, as Bailey (118 Yards) and Austin (90 yards) were his favorite targets. Darwin Cook led the defense with 10 stops. Bruce Irvin had a game-high two sacks and three TFL's.

For the Cardinals, Bridgewater passed for 246 yards, while Brown rushed for 69 and Rogers had 69 yards receiving. Hakeem Smith led the defense with 10 tackles.

The Mountaineers rushed for 123 yards and passed for 410 to total 533 yards of offense. The Cardinals finished with 105 yards on the ground and 246 via the pass for 351 yards of total offense.



Bruce Irvin

### Scoring and Statistical Summary

	1	2	3	4	F
Louisville.....	14	7	3	14	38
West Virginia .....	7	14	0	14	35

- 1st** WVU - Tavon Austin 25 pass from Geno Smith (Tyler Bitancurt kick)  
 LOU - Jeremy Wright 8 rush (Chris Philpott kick)  
 LOU - Senorise Perry 13 rush (Philpott kick)
- 2nd** WVU - Stedman Bailey 5 pass from Smith (Bitancurt kick)  
 WVU - Shawne Alston 2 rush (Bitancurt kick)  
 LOU - Eli Rogers 4 pass from Teddy Bridgewater (Philpott kick)
- 3rd** LOU - Philpott 39 FG
- 4th** LOU - Andrew Johnson 82 blocked FG return (Philpott kick)  
 WVU - Alston 7 rush (Bitancurt kick)  
 LOU - Brown 3 rush (Philpott kick)  
 WVU - Bailey 1 pass from Smith (Bitancurt kick)

	LOU	WVU
First Downs.....	15	28
Rushes/Yards.....	33/105	34/123
Passing Yardage.....	246	410
Passes.....	21/27/1	31/44/0
Punts.....	6/203/33.8	3/62/20.7
Fumbles/Lost.....	0/0	3/2
Return Yardage.....	221	249
Penalties/Yards.....	3/25	5/30
Time of Possession.....	30:46	29:14

**WVU RUSHING:** Garrison 13-64, Alston 11-45; **WVU PASSING:** Smith 31-44-0-410; **WVU RECEIVING:** Bailey 8-118, Austin 7-90; **WVU TACKLES (TFL/QS):** Cook 10 (1/0), Miller 8, Goode 8 (2/1); **WVU INTERCEPTIONS:** Goode.

**LOU RUSHING:** Brown 14-69; **LOU PASSING:** Bridgewater 21-27-1-246; **LOU RECEIVING:** Rogers 5-63; **LOU TACKLES (TFL/QS):** Smith 10, Evans 9; **LOU INTERCEPTIONS:** None.

Attendance - 57,287



**CINCINNATI, OHIO - (Nov. 12, 2011)** - West Virginia earned a road victory over a ranked opponent the hard way with a thrilling 24-21 win over Cincinnati in Paul Brown Stadium.

The Mountaineers trailed early, made a comeback to take the lead, only to relinquish it to a furious Cincinnati rally, before holding on at the end thanks to a blocked field goal attempt for their seventh victory of the season and third in BIG EAST play.

The Bearcats looked strong early, forcing West Virginia's offense out on downs. UC then scored the game's first touchdown in just three plays, when Isaiah Pead broke loose for a 40-yard touchdown run.

To West Virginia's credit, the Mountaineers never panicked and quieted the Bearcat faithful four plays later with a 59-yard touchdown bomb from quarterback Geno Smith to Stedman Bailey to tie the game at 7-7, with 11:37 left in the opening quarter.

Both defenses held until the 9:35 mark of the second quarter, when West Virginia put together an 11-play, 72-yard drive that ended with a 28-yard Tyler Bitancurt field goal. The WVU scoring drive was highlighted by pass completions of 39 and 21 yards from Smith to receiver Tavon Austin.

With West Virginia leading 10-7, a game-changing play by the Mountaineer defense altered the Cincinnati game plan. Bearcat senior quarterback Zach Collaros was sacked by WVU's Bruce Irvin and fumbled the ball in the end zone, before it was recovered by Julian Miller for a Mountaineer touchdown and a 17-7 lead.

More importantly though, Collaros suffered a broken ankle on the play, forcing backup quarterback Munchie Legaux into action. While the West Virginia offense could not put any more points on the board in the first half, the West Virginia defense returned the favor on the Bearcats, enabling the Mountaineers to take the 10-point lead into the locker room.

After keeping the fleet-footed Legaux in-check from the middle of the second quarter to the midway point of the third, the backup broke loose at the 8:48 mark of the third for a 65-yard run, but a missed field goal kept the Bearcats off the board.

Legaux was at it again on Cincy's next possession, as he connected with Pead for a 45-yard pass play and then took it in himself from seven-yards out, cutting the WVU lead to 17-14 with 4:19 left in the third.

Cincinnati took advantage of a WVU fumble to take the lead early in the fourth on a 10-yard run by Pead.

Trailing for the first time since the opening minutes, WVU started a 12-play, 74-yard drive with

13:13 left in the game and retook the lead at the 8:46 mark on a one-yard plunge by Shawne Alston. WVU converted two crucial third down long-yardage plays to keep the drive alive.

The WVU defense held Cincy scoreless on two straight possessions, before the Bearcats got one last chance with 2:01 left. UC got to the WVU 14-yard line with two ticks left, but Tony Miliano's 31-yard attempt was blocked by Eain Smith to save the day for the Mountaineers.

The game was about as even as it could get as both teams totaled 404 yards of total offense. West Virginia managed 32 yards on the ground and 372 in the air, while the Bearcats finished with a balanced 190 yards on the ground and 214 passing.

Smith passed for 372 yards and had two 100-yard receivers in Austin and Bailey. Linebacker Najee Goode paced the defense with eight tackles. Pead topped the Bearcat numbers with 113 yards rushing and 67 receiving, while JK Schaffer had nine tackles.

The win gave the Mountaineers a two-game winning streak in the series with Cincinnati.



### Scoring and Statistical Summary

	1	2	3	4	F
West Virginia	7	10	0	7	24
Cincinnati	7	0	7	7	21

<b>1st</b>	CIN - Isaiah Pead 40 rush (Tony Miliano kick)
	WVU - Stedman Bailey 59 pass from Geno Smith (Tyler Bitancurt kick)
<b>2nd</b>	WVU - Bitancurt 28 FG
	WVU - Julian Miller fumble recovery (Bitancurt kick)
<b>3rd</b>	CIN - Munchie Legaux 7 rush (Miliano kick)
<b>4th</b>	CIN - Pead 10 rush (Miliano kick)
	WVU - Shawne Alston 1 rush (Bitancurt kick)

	WVU	CIN
First Downs	19	16
Rushes/Yards	32/32	33/190
Passing Yardage	372	214
Passes	29/43/0	17/32/1
Punts	7/260/37.1	6/256/42.7
Fumbles/Lost	2/1	2/1
Return Yardage	150	83
Penalties/Yards	14/95	5/45
Time of Possession	36:00	24:00

**WVU RUSHING:** Buie 4-21, Garrison 13-19; **WVU PASSING:** Smith 29-43-0-372; **WVU RECEIVING:** Austin 9-126, Bailey 6-104; **WVU TACKLES (TFL/QS):** Goode 8 (3/1), Miller 7; **WVU INTERCEPTIONS:** Tandy.

**CIN RUSHING:** Pead 19-113, Legaux 8-77; **CIN PASSING:** Collaros 7-11-0-70, Legaux 10-21-1-144; **CIN RECEIVING:** Thompkins 5-67, Pead 5-67; **CIN TACKLES (TFL/QS):** Schaffer 9 (2/0), Frey 7; **CIN INTERCEPTIONS:** None.

**Attendance** - 48,152



## Game No. 11

### No. 23 West Virginia 21, Pitt 20

**MORGANTOWN, W.Va. - (Nov. 25, 2011)** - Just like previous "Backyard Brawls," the 104th edition went right down to the end, with West Virginia overcoming a 14-point deficit to claim a 21-20 victory in front of a sellout crowd of 60,932 at Milan Puskar Stadium.

Pitt opened up the scoring by taking advantage of West Virginia miscues and penalties. The Mountaineers had the Panthers stopped after a Kevin Harper missed field goal, but a personal foul penalty gave Pitt new life. The Panthers went on to complete a 13-play, 71-yard drive that ended with a Zach Brown one-yard rush, and a 7-0 Pitt lead.

The Panthers extended their margin to 14-0 with 2:14 left in the opening quarter, when Isaac Bennett motored in from six-yards out, giving the Panthers two scores in three drives to start the game.

West Virginia closed the gap to 14-7 with 7:23 left in the first half, when quarterback Geno Smith connected with receiver Stedman Bailey for a 63-yard scoring play.

After stopping Pitt on its next possession, West Virginia fumbled the ensuing punt, which was recovered by Pitt at the WVU 33-yard line. Five plays later, the Panthers made the Mountaineers pay for the miscue by adding a 30-yard Harper field goal for a 17-7 advantage.

West Virginia did manage a Darwin Cook interception just before halftime, but the Mountaineer offense could not move the ball, and the Panthers took the 10-point lead into the locker room at the half.

Pitt got the ball to start the second half, and the Mountaineer defense held once again, but another fumbled punt by the Mountaineers put the Panthers back in business at the WVU 16-yard line.

A strong defensive stand forced the Panthers into a 27-yard field goal by Harper, and their lead was upped to 20-7 with 11:29 left in the third.

The Mountaineers answered the score with their second touchdown, by putting together a seven-play, 60-yard drive. Running back Shawne Alston pulled the Mountaineers to within six at 20-14 on his eight-yard scoring run at the 8:52 mark of the third.

An impressive defensive effort continued to keep the Mountaineers in the game, as the unit only allowed Pitt 80 yards in the second half and no drive longer than 23 yards over the final two quarters.

West Virginia took its first lead of the game with 6:04 left, when the Mountaineers completed an 83-yard drive on Alston's one-yard run for a 21-20 WVU lead.

From there, the West Virginia defense did the

rest, coming up with 10 sacks in the game, including nine on Pitt's final 25 plays to hold the Panthers scoreless on their final two possessions to secure the come-from-behind win.

Smith passed for 244 yards, with 102 yards going to Tavon Austin and 80 to Bailey. Julian Miller led the defense with 12 tackles and four sacks. Punter Corey Smith also played a key role in turning the field with his four punts for an average of 57.2 yards, including a long punt for 62 yards.

Pitt got a combined 136 yards rushing from Bennett and Brown, while Tino Sunseri passed for 137 yards. Buddy Jackson and Max Gruder led the Panther defense with eight tackles each.

Final totals showed WVU with 113 yards rushing and 244 passing for 357 yards of offense. Pitt totaled 159 yards on the ground and 137 through the air for 296 total yards.



Julian Miller

In the victory, West Virginia set six offensive school records, and has now won three straight "Backyard Brawls." In all-time BIG EAST play against Pitt, West Virginia leads the series 14-7 and is now 16-7-1 in the last 24 games against the Panthers.

### Scoring and Statistical Summary

	1	2	3	4	F
Pitt.....	14	3	3	0	20
West Virginia .....	0	7	7	7	21

<b>1st</b>	Pitt - Zach Brown 1 rush (Kevin Harper kick)	
	Pitt - Isaac Bennett 6 rush (Harper kick)	
<b>2nd</b>	WVU - Stedman Bailey 63 pass from Geno Smith (Tyler Bitancourt kick)	
	Pitt - Harper 30 FG	
<b>3rd</b>	Pitt - Harper 27 FG	
	WVU - Shawne Alston 8 rush (Bitancourt kick)	
<b>4th</b>	WVU - Alston 1 rush (Bitancourt kick)	

	Pitt	WVU
First Downs.....	17	16
Rushes/Yards.....	58/159	30/113
Passing Yardage.....	137	244
Passes.....	12/23/1	22/31/0
Punts.....	10/428/42.8	8/368/46.0
Fumbles/Lost .....	1/0	3/3
Return Yardage.....	133	30
Penalties/Yards.....	9/60	4/20
Time of Possession.....	36:27	23:33

**WVU RUSHING:** Garrison 11-61; **WVU PASSING:** Smith 22-31-0-244; **WVU RECEIVING:** Austin 10-102, Bailey 3-80; **WVU TACKLES (TFL/QS):** Garvin 14 (1/0), Miller 12 (4/4), Goode 8 (2/3), Cook 8; **WVU INTERCEPTIONS:** Cook.

**Pitt RUSHING:** Bennett 16-70, Brown 15-67; **Pitt PASSING:** Sunseri 12-23-1-137; **Pitt RECEIVING:** Street 4-50; **Pitt TACKLES (TFL/QS):** Jackson 8 (1/0), Gruder 8; **Pitt INTERCEPTIONS:** None.

**Attendance** - 60,932



**TAMPA, Fla. - (Dec. 1, 2011)** - Tyler Bitancurt's 28-yard field goal as time expired gave West Virginia its sixth BIG EAST championship in nine years, and seventh overall, as the Mountaineers defeated South Florida, 30-27, before a Thursday night ESPN national audience.

The dramatic victory saw West Virginia control the game for three quarters, only to fall behind in the fourth, before staging the all-important comeback.

The field goal was the second game-winning kick as time expired for Bitancurt in three years, but this one came on the road and was good enough for a conference championship, and a nine-win regular season.

The dramatics for both teams came in the fourth quarter. West Virginia led for three and a half quarters thanks in part to a solid defensive effort and strong special teams.

The Mountaineers first score came at the 13:29 mark of the second quarter. By taking advantage of a blocked punt, WVU went up 3-0 on Bitancurt's 23-yard field goal.

West Virginia extended its lead to 10-0 at the 8:29 mark, when cornerback Pat Miller intercepted USF quarterback B.J. Daniels for a 52-yard touch-down return.

The Bulls got on the scoreboard with 5:13 left in the first half, when Daniels connected with receiver Sterling Griffin for a 20-yard pass play. The play was originally ruled an incomplete pass, but replay overturned the call, and the Bulls had the 10-play, 80-yard drive in the books.

The Mountaineers added a second Bitancurt field goal with just 22 seconds remaining in the half. The drive was aided by a 20-yard run from quarterback Geno Smith to put Bitancurt in range for the 42-yarder.

West Virginia took the opening drive of the second half and moved deep into USF territory, but came away empty after fumbling on the Bull's three-yard line.

The fumble recovery sparked USF, who then marched 82 yards in 10 plays and closed the gap to 13-10, after Maikon Bonani converted a 32-yard field goal.

On the ensuing kickoff, WVU's special teams came up big once again as Tavon Austin returned the kick 90 yards for a score, and a 20-10 Mountaineer lead. The kickoff return was Austin's second of the season and third of his career.

The Bulls added a field goal late in the third to pull within 20-13, setting up fourth quarter fireworks for both teams.

A 15-play, 72-yard drive enabled the Bulls to tie the game with 10:01 left on Daniels' one-yard rush. Then USF took its first and only lead on WVU's next possession, when Smith was inter-

cepted by JaQuez Jenkins for the pick six from 24 yards away, and a 27-20 lead.

With USF seemingly in control, the Mountaineers answered with an 11-play drive that covered 77 yards and ended with Dustin Garrison's five-yard rush to tie the game at 27.

USF marched deep into WVU territory and seemed ready for the go-ahead score, when WVU linebacker Najee Goode forced a Daniels fumble, that was recovered by teammate Doug Rigg at the WVU 28-yard line.

Now it was West Virginia's turn to win the game, and aided by five plays of nine yards or more, along with a 26-yard completion on fourth and 10 from Smith to receiver Stedman Bailey, the WVU offense gave Bitancurt the chance, and he seized it.

Final totals showed West Virginia with 127 yards rushing and 237 passing for 364 total yards. USF totaled 171 yards on the ground and 226 in the air for 397 yards of offense.

The victory gave West Virginia nine or more wins for the seventh straight season, and also at least a five-win conference mark for the seventh straight year.



### Scoring and Statistical Summary

	1	2	3	4	F
West Virginia	0	13	7	10	30
USF	0	7	6	14	27

- 2nd** WVU - Tyler Bitancurt 23 FG  
 WVU - Pat Miller 52 interception return (Bitancurt kick)  
 USF - Sterling Griffin 20 pass from B.J. Daniels (Maikon Bonani kick)  
 WVU - Bitancurt 42 FG
- 3rd** USF - Bonani 32 FGF  
 WVU - Tavon Austin 90 kickoff return (Bitancurt kick)  
 USF - Bonani 20 FG
- 4th** USF - Daniels 1 rush (Bonani kick)  
 USF - JaQuez Jenkins 24 interception return (Bonani kick)  
 WVU - Dustin Garrison 5 rush (Bitancurt kick)  
 WVU - Bitancurt 28 FG

	WVU	USF
First Downs	17	24
Rushes/Yards	30/127	39/171
Passing Yardage	237	226
Passes	23/36/2	21/44/1
Punts	4/128/32.0	5/168/33.6
Fumbles/Lost	1/1	1/1
Return Yardage	233	168
Penalties/Yards	8/79	9/65
Time of Possession	28:33	31:27

**WVU RUSHING:** Garrison 16-87; **WVU PASSING:** Smith 23-35-2-237; **WVU RECEIVING:** Bailey 7-80, Austin 7-54; **WVU TACKLES (TFL/QS):** Clarke 9 (1/0), Goode 7 (1/0). **WVU INTERCEPTIONS:** Miller.

**USF RUSHING:** Scott 14-92; **USF PASSING:** Daniels 21-44-1-226; **USF RECEIVING:** Landi 4-67, Welch 4-45; **USF TACKLES (TFL/QS):** Lattimore 7, Lanaris 6 (1/0); **USF INTERCEPTIONS:** Jenkins, Washington.

**Attendance** - 41,743

