
Contents

This publication has been produced to provide information on the 21 Mountaineers who completed their eligibility for West Virginia during the 2010 season. It contains updated information through the conclusion of the 2010 campaign.

Mountaineer Senior Reviews.....4

Highlights, honors, superlatives and final statistics for the 21 Mountaineers who completed their careers in 2010.

2007 Season In Review36

In many ways, the 2007 football season was a trying time, but when it ended, it was viewed as one of the most successful years in Mountaineer history. No team in the nation had more success than West Virginia in 2007, and yet no team persevered through more adversity. The 2008 Tostitos Fiesta Bowl victory was the shining moment that proved that no one should ever underestimate the strength of a Mountaineer.

2008 Season In Review44

In life, there is always one constant - nothing stays the same – things change. Changes are made, routines are different and people have to adapt. Transition is tough in all walks of life. This was the case with the West Virginia football team. A new head coach and coaching staff made 2008 a transition year for the Mountaineers.

2009 Season In Review53

Bill Stewart’s record after two years is the second-best mark among all WVU head coaches who have coached during the long and storied history of Mountaineer football. Each of his two seasons, he has totaled nine wins and led his program to a second-place finish in the BIG EAST Conference, a Top 25 national ranking and a bowl appearance. However, the difference between the 2008 and 2009 seasons was the Gator Bowl appearance.

2010 Season In Review61

The West Virginia football program has shown consistency during Bill Stewart's head coaching tenure. The Mountaineers finished with a third straight nine-win season and posted a 5-2 mark in the BIG EAST. However, in 2010, Connecticut, Pitt and West Virginia finished with identical league marks and each claimed a piece of the league title. That marked the sixth conference title won by West Virginia, most by any school in the league.

West Virginia's All-Time NFL Draft Selections.....73

West Virginia's Players In The Professional Ranks75

This information guide was prepared by the West Virginia University Sports Communications Office. For additional information contact Director of Football Communications Mike Montoro or Assistant Athletic Director for Sports Communications, Michael Fragale.

Sports Communications Office: 304-293-2821
Sports Communications Fax: 304-293-4105
Athletics Internet Site: www.MSNsportsNET.com
E-Mail Address: mike.montoro@mail.wvu.edu or
michael.fragale@mail.wvu.edu

WEST VIRGINIA



2010
Mountaineer
Senior
Reviews

93 Scooter Berry

DL, 6-1, 294, r-Sr.
North Babylon, N.Y.



Four-year starter at defensive tackle ... named 2010 second team all-BIG EAST by the BIG EAST coaches and Phil Steele ... major contributor on defense that ranked No. 2 in rushing defense and sacks and No. 3 in scoring defense and total defense ... named defensive player of the week by the coaching staff for the USF and Louisville games ... has registered the most career starts on the team (41) ... bowl trips: 2007 Gator, 2008 Fiesta, 2008 Meineke, 2010 Champs Sports.

2010 (r-Sr.): Started all 13 games ... used on more than 515 plays, including a season-high 51 against Pitt and 50 against UNLV and UConn ... produced 35 total tackles, including 15 unassisted stops, four sacks and 4.5 tackles for loss ... also had two fumble recoveries



... tied for No. 14 in the BIG EAST in sacks ... three or more tackles in eight games ... season-high six tackles against UNLV ... assisted on a tackle against Coastal Carolina ... finished with three assisted tackles at Marshall ... collected four tackles against Maryland, including three solo stops, two sacks and a fumble recovery ... registered four tackles at LSU ... finished with three tackles against USF, including two solo stops ... collected three tackles, including two solo stops, one sack, 1.5 tackles for loss against Cincinnati ... two tackles against Syracuse ... assisted on three tackles at UConn ... assisted on a tackle at Pitt and had a key second-half fumble recovery ... three tackles, including a sack in the regular season finale against Rutgers ... finished with a solo tackle and a quarterback hurry against NC State in the Champs Sports Bowl.

2009 (r-Jr): Played in eight games and started five ... saw action on more than 250 plays, including a season-high 58 against Pitt ... used on 40 or more plays in four games ... saw action on 52 plays against Louisville ... had 15 total tackles for the season, including eight solo stops, a sack and 2.5 tackles for loss ... finished with two tackles, including assisting on a tackle for loss at Rutgers ... posted two tackles against Pitt ... season-high four tackles at Cincinnati ... finished with three tackles, including two solo stops and a seven-yard tackle for loss against Louisville ... collected a solo tackle against Marshall ... registered a sack against East Carolina, injuring his shoulder on the play ... two tackles against Liberty ... member of a defense that was No. 2 in the BIG EAST Conference in fewest amount of first downs allowed and in third-down conversions and tied for No. 3 in the BIG EAST in scoring defense ... the Mountaineer defense was No. 29 nationally in rushing defense, No. 31 in sacks and No. 34 in total defense.

2008 (r-So.): Started all 13 games ... earned second team all-BIG EAST honors ... awarded the Gridiron Gladiator Award by the coaching staff ... WVU Defensive Champion: Colorado, Rutgers, Auburn, Connecticut ... saw action on more than 900 plays, including a season-high 71 plays at Louisville ... used on 50 or more plays nine times ... one of the main cogs of the No. 11 ranked scoring defense in the nation ... team defensive champion: Colorado, Rutgers ... registered 34 tackles for the season,

including 14 solo stops, 5.5 tackles for loss and 1.5 sacks ... team-high three fumble recoveries ... also has three pass breakups and a forced fumble ... season-high five tackles, two tackles for loss, assisted on a sack and a pass breakup against Rutgers ... four tackles, including one for loss against USF ... four tackles, including three solo stops at Colorado, including a sack, forced a fumble and recovered a fumble ... four tackles at ECU, including two solos ... saw action in 48 plays against Villanova ... three tackles against Villanova ... one assisted tackle for loss and a 19 yard fumble return at Connecticut ... three tackles against Syracuse ... two tackles, including one for loss against North Carolina in the Meineke Car Care Bowl ... two tackles and a fumble recovery at Pitt ... assisted on two tackles against Cincinnati ... two solo tackles at Louisville.

2007 (r-Fr.): Played in 13 games and started 10 ... named to Rivals.com and collegefootballnews.com Freshman All-American teams ... finished with 27 total tackles, including 13 solo stops ... assisted on a sack and had 4.5 tackles for loss ... forced a fumble and tied for the team lead with three fumble recoveries ... season-high six tackles, including a tackle for loss and a pass breakup against Louisville ... four tackles and a fumble recovery against UConn ... three tackles, assisted on a sack and had 1.5 tackles for loss at Marshall ... forced and recovered a fumble at Rutgers ... won the 2006 Danny Van Etten Award from WVU coaches as the scout team player of the year on defense.

Prep: Product of North Babylon High, the Long Island Class II champions at 10-1 ... all-Long Island linebacker for coach Terry Manning ... 68 tackles, seven sacks as a senior ... 1,341 career rushing yards and 20 touchdowns ... three-time all-county and twice all-state.

Personal: Birthday is June 28 ... son of Richard Berry and Renetta Wise ... will graduate with his bachelor's degree in multidisciplinary studies in December 2011.

Berry's Defensive Statistics

| Year | G/GS | UT | AT | TT | TFL | Sacks | Int | PD | FF | FR |
|---------------|--------------|-----------|-----------|------------|--------------|-------------|----------|----------|----------|----------|
| 2010 | 13/13 | 15 | 20 | 35 | 4.5/38 | 4/36 | 0 | 0 | 0 | 2 |
| 2009 | 8/5 | 8 | 7 | 15 | 2.5/15 | 1/7 | 0 | 0 | 0 | 0 |
| 2008 | 13/13 | 14 | 20 | 34 | 4.5/20 | 1.5/10 | 0 | 3 | 1 | 3 |
| 2007 | 13/10 | 13 | 14 | 27 | 4.5/14 | 0.5/2 | 0 | 2 | 1 | 3 |
| Totals | 47/41 | 50 | 61 | 111 | 17/92 | 7/55 | 0 | 5 | 2 | 8 |



3 Eddie Davis

*WR, 6-0, 186, r-Sr
Tampa, Fla.*



Added depth at wide receiver ... used on kickoff coverage, kickoff return and punt coverage teams ... Athletic Director's Academic Honor Roll ... BIG EAST Academic All-Star ... bowl trips: 2007 Gator, 2008 Fiesta, 2008 Meineke, 2010 Gator, 2010 Champs Sports.

2010 (r-Sr.): Played in 13 games and started one ... saw action on more than 55 plays on offense and more than 85 on special teams ... had three kickoff returns for 47 yards with a long of 22 yards ... finished with three special teams' tackles ... registered a solo tackle against Coastal Carolina ... assisted on a tackle and finished with two kickoffs at LSU for 30 yards with a long return of 22 yards.

2009 (r-Jr.): Played in all 13 games ... saw action on more than 35 plays, including a season-high eight against Pitt ... saw action on six plays against Liberty ... finished the season with eight tackles, including three unassisted ... assisted on a tackle against Pitt ... had a solo tackle at Cincinnati ... posted two tackles against Colorado ... assisted on a tackle against USF, East Carolina, Syracuse and Auburn.

2008 (r-So.): Moved to the defensive side of the ball at the cornerback position during the spring of his sophomore year ... played in four games and saw limited action ... used on special teams.

2007 (r-Fr.): Started the season as a running back during the preseason and then moved to the receiver position ... one of the outside receivers ... played in four games ... saw action in a season-high 30 plays against East Carolina ... also used in 12 plays against Western Michigan ... made one catch in the season opener against Western Michigan for two yards ... had one kick return for 24 yards against Connecticut.


2006 (Fr.): Saw limited action as a true freshman before being sidelined with an injury ... gained 65 yards on 15 carries against Eastern Washington.

Prep: Physical player from Tampa's Freedom High ... second team all-county for coach Adam Stegeman ... team MVP ... finished with 89 carries for 765 yards with four touchdowns as a senior ... Hillsborough County East-West All-Star Game ... MVP of the track team.

Personal: Birthday is Feb. 5 ... son of Eddie and Harriett Davis ... one of two children ... graduated with a bachelor's degree in multidisciplinary studies ... will graduate with a master's degree in integrated marketing communications in May 2011.

7 Noel Devine

RB, 5-8, 180, Sr.
Ft. Myers, Fla.



Three-year starter and four-year letterwinner at running back ... West Virginia's career all-purpose yardage leader with 5,761 yards ... ranks No. 3 on WVU's career rushing chart and No. 4 on the BIG EAST list with 4,315 yards ... WVU's all-time running back receptions leader with 98 and third in yards with 710 yards ... ranks No. 6 on WVU's all-time rushing



touchdown list (29) and No. 7 on WVU's all-time scoring chart (186) ... 19 career 100-yard rushing games to his credit ... 12 career runs of 50 yards or more, 28 runs of 30 yards or more and 36 runs of 25 yards or more ... bowl trips: 2008 Fiesta, 2008 Meineke, 2010 Gator, 2010 Champs Sports.

2010 (Sr.): Played in 13 games and started 10 ... named third team all-BIG EAST by Phil Steele ... saw action on more than 597 plays, including a season-high 76 plays at Marshall ... used on more than 40 plays in nine games ... registered 1,254 all-purpose yards for the season, giving him 1,000 or more yards all four years ... led WVU in rushing with 934 yards on 208 carries, a 4.5 yards per carry average and six touchdowns ... third-leading receiver on the squad with 34 receptions for 258 yards, an average of 7.6 yards per catch and a touchdown ... sustained a toe bruise at LSU and an ankle injury at Louisville that slowed him for the most of the season ... earned WVU offensive player of the game honors for the Marshall, Syracuse and Cincinnati games ... No. 7 in BIG EAST in rushing yards per game (71.8) and all-purpose yards per game (113.0) ... long reception of 48 yards at Louisville and at Pitt ... had multiple catches in seven games ... finished with 144 yards of all-purpose yardage against Coastal Carolina, including a game-high 111 rushing yards and a touchdown and a long run of 39 yards ... collected 174 yards of all-purpose yardage at Marshall, including a game-high 112 rushing yards, and a touchdown ... had a career-high 10 catches for 62 yards against the Herd ... registered 140 all-purpose yards against Maryland, including a season-high 131 yards rushing on 27 carries and had a season-long run of 50 yards ... two catches for 17 yards at LSU ... ran for 84 yards on three carries against UNLV, an average of 28.0 yards per carry and two touchdowns with a long run of 48 yards ... also had an eight-yard reception against the Rebels ... finished with a 12-yard touchdown reception on a hook-and-lateral play against USF ... had a 25-yard kickoff return against the Bulls ... finished with 122 yards on 24 carries against Syracuse with a long run of 32 ... ran for 77 yards on 18 carries and a touchdown against Cincinnati ... collected 56 yards and a touchdown and had



three catches for 61 yards with a long of 48 yards at Louisville ... averaged 6.8 yards per carry on four carries with a long of 24 yards at Pitt ... set up a touchdown with his 48-yard reception against the Panthers ... collected 50 yards on eight carries against NC State in the Champs Sports Bowl, an average of 6.2 yards per carry with a long of 28 yards ... Had four catches for 21 yards with a long reception of seven yards against the Wolfpack.

2009 (Jr.): WVU's Co-Offensive MVP ... unanimous all-BIG EAST first-team selection by league coaches, Phil Steele and ESPN.com ... named one of 16 semifinalists for the Maxwell Award, signifying the top offensive player in the nation ... named to ESPN.com's BIG EAST All-Bowl Team ... played in 13 games and started 10 ... saw action on more than 645 plays, including a season-high 74 at Auburn ... used on 50 or more plays in nine games ... led the team in rushing with 1,465 yards, averaging 6.1

yards a carry ... scored 13 touchdowns rushing ... scored season-high three touchdowns at Auburn and had two against Marshall ... finished with 22 catches for 177 yards, an average of 8.0 yards per catch and scored a touchdown ... No. 2 rusher in the BIG EAST and No. 17 nationally ... No. 4 in the BIG EAST in all-purpose yardage (1,742) and No. 43 nationally ... No. 5 in scoring touchdowns and No. 9 in total offense and overall scoring (6.5) ... had at least one reception in every game but Rutgers ... finished with 100 or more yards rushing in seven games, including a career-high 220 against Colorado ... collected 19 plays of 20 yards or more, including 14 rushing, one receiving and four kickoff returns ... seven runs of 50 or more yards, including three for touchdowns ... BIG EAST Offensive Player of the Week: Syracuse ... WVU Offensive Champion: East Carolina, Colorado ... selected an "Iron Mountaineer" by his teammates



because of his hard work and dedication during the offseason lifting and conditioning program ... named West Virginia's Gator Bowl MVP against Florida State as he registered a game-high 168 yards on 16 carries, an average of 10.5 yards per carry and a touchdown ... two catches for 28 yards with a long reception of 15 yards against the Seminoles ... finished with a game-high 16 carries for 65 yards and a touchdown with a long of 32 yards at Rutgers ... ran for 134 yards on 17 carries, an average of 7.9 yards per run with a 88-yard touchdown against Pitt ... the 88-yard run was the longest by a Mountaineer during the season ... his rushing yards against the Panthers were his third-most of the season ... returned at Cincinnati after having an ankle injury the week before and finished with 88 yards on 25 carries, an average of 3.5 yards per carry ... had a nine-yard reception ... saw limited time against Louisville because of an ankle injury ... collected 13 carries for 56 yards, an average of 4.3 yards per carry with a long run of 20 ... had a 21-yard kickoff return ... four catches for 33 yards with a long reception of 19 at USF ... ran for 178 yards on 23 carries, an average of 7.7 yards per carry and a touchdown against UConn ... had a long run of 62 yards ... his 56-yard run in the fourth quarter with 2:10 left in the game lifted WVU to a four-point win ... had a 13-yard reception ... finished with 123 yards of all-purpose yardage against Marshall ... 19 carries for 103 yards, an average of 5.4 yards per carry and two touchdowns with a long of 30 ... had a 20-yard reception ... posted 103 all-purpose yards at Syracuse, including 91 yards rushing on 22 carries, an average of 4.1 yards per carry and a touchdown ... two receptions for 12 yards, including his first career receiving touchdown on an 11-yard reception ... career-high 220 yards on 22 carries, an average of 10.0 yards a carry and a touchdown against Colorado ... his 220 yards tied for seventh-best rushing performance in WVU history ... finished with 179 yards of all-purpose yardage at Auburn, running for 128 yards on 15 carries, an average of 8.5 yards per carry and three touchdowns, long run of 71, two catches for 26 yards with a long of 17 and a 25-yard kickoff return ... finished with 126 yards of all-purpose yardage against East Carolina, 19 carries for 80 yards and a touchdown, three catches for

18 yards and two kickoff returns for 28 yards with a long of 23 yards ... ran for 112 yards on 17 carries and a touchdown against Liberty, averaging 6.6 yards a carry ... three receptions for nine yards.

2008 (So.): Played all 13 games and started 12 ... all-BIG EAST second team ... Phil Steele's BIG EAST second team ... BIG EAST Offensive Player of the Week: Syracuse ... WVU Offensive Champion: Colorado, Marshall, Syracuse, Louisville ... saw action on more than 675 plays, including a season-high 71 against Cincinnati ... used on 50 or more plays 11 times ... team-leading rusher, registering 1,289 yards on 206 carries, an average of 6.3 yards per carry, four touchdowns and a long run of 92 ... tied for second on the team with 35 catches for 185 yards with a long reception of 17 yards ... collected 100 or more yards rushing five times, 100 or more all-purpose yards seven times and single plays of 20 yards or more 20 times ... career high 207 yards on 17 carries and a touchdown against Auburn ... 188 yards on 18 carries, including the second-longest run in the school's history (92) against Syracuse ... career high six catches against Villanova, Syracuse and Cincinnati ... ran for 154 yards on 13 carries at Louisville, an average of 11.8 yards per carry with a long of 79 yards ... run of 79 set the school record for longest non-touchdown run ... career high 48 receiving yards against Cincinnati ... ran for 133 yards at Colorado on 26 attempts, an average of 5.1 yards per carry ... also led the team with three catches for 11 yards ... ran for a team-high 125 yards on 14 carries against Marshall, a touchdown and a long run of 36 ... registered 150 all-purpose yards at East Carolina, finishing with 12 carries for 94 yards, averaging 7.8 yards per carry with a season-long run of 34 yards ... two kickoff returns for 47 yards with a long return of 24 yards ... finished with a team-high 61 yards on 13 carries, an average of 4.7 yards per carry and a touchdown against North Carolina in the Meineke Car Care Bowl ... also had a catch for 14 yards ... collected 84 all-purpose yards against Villanova, finishing with 47 yards on nine carries, an average of 5.2 yards per carry with a game-long run of 24 yards ... also had season-high six catches for 37 yards with a



long reception of 17 yards ... ran for 90 yards with a long of 14 against USF.

2007 (Fr.): Honored with the Danny Van Etten Rookie of the Year Award by the coaching staff ... played in 12 games ... third-leading rusher on the team with 627 yards on 73 carries, an average of 8.6 yards per carry ... scored six touchdowns and had a long run of 76 ... ranked No. 10 in the BIG EAST in rushing yards per game ... led the Mountaineers with 27 plays of 20 yards or more ... team champion: Connecticut ... seven catches for 90 yards with a long reception of 34 yards ... led the team in kickoff returns with 22 returns for 511 yards, an average of 23.2 yards per return, with a long return of 48 yards ... No. 5 in BIG EAST in kickoff returns ... filled in for an injured Steve Slaton in the Fiesta Bowl and ran the ball 13 times for 108 yards, an average of 8.3 yards per carry and two touchdowns ... also

had two catches for 47 yards with a season-long catch of 34 yards ... touchdown runs of 65 and 17 in the bowl game ... five carries for 136 yards, including a season-long 76-yard run at Maryland, tying the longest non-touchdown run in the school's history ... became the fastest WVU player to rush for 100 yards in a game on just two carries at Maryland ... scored his first collegiate touchdown against Western Michigan ... seven carries for 44 yards, scored a touchdown and had a long carry of 23 yards against the Broncos ... season-high 11 carries for 118 yards, one touchdown and a long run of 36 yards against Connecticut ... finished with five carries for 76 yards and scored two touchdowns at Marshall ... six carries for 40 yards with a long run of 18 yards at Rutgers ... four kickoff returns for 97 yards with a long of 41 yards against Louisville ... four returns for 86 yards with a long of 28 yards at Cincinnati ...

Prep: Highly touted tailback from North Fort Myers (Fla.) High ... set school and Lee County rushing records of 6,842 yards and 92 touchdowns ... three-year Florida Class 5A all-



Larry Ford

state ... Fort Myers News-Press Area Player of the Year ... rushed for 2,148 yards, 31 scores as a senior ... led coach James Landoli's team to the third round of state playoffs ... U.S. Army All-America game.

Personal: Birthday is Feb. 16 ... grandson of Lee Turner ... one of nine children ... majoring in sociology and anthropology.

Devine's Rushing Statistics

| Year | GP/GS | Att. | Yards | Avg. | TD | Long |
|---------------|--------------|------------|--------------|------------|-----------|-----------|
| 2010 | 13/10 | 208 | 934 | 4.5 | 6 | 50 |
| 2009 | 13/10 | 241 | 1,465 | 6.1 | 13 | 88 |
| 2008 | 13/12 | 206 | 1,289 | 6.3 | 4 | 92 |
| 2007 | 12/1 | 73 | 627 | 8.6 | 6 | 76 |
| Totals | 51/33 | 728 | 4,315 | 5.9 | 29 | 92 |

Devine's Receiving Statistics

| Year | GP/GS | Rec. | Yards | Avg. | TD | Long |
|---------------|--------------|-----------|------------|------------|----------|-----------|
| 2010 | 13/10 | 34 | 258 | 7.6 | 1 | 48 |
| 2009 | 13/10 | 22 | 177 | 8.0 | 1 | 20 |
| 2008 | 13/12 | 35 | 185 | 5.3 | 0 | 17 |
| 2007 | 12/1 | 7 | 90 | 12.9 | 0 | 34 |
| Totals | 51/33 | 98 | 710 | 7.2 | 2 | 48 |

Devine's Kickoff Return Statistics

| Year | Returns | Yards | Avg. | TD | Long |
|---------------|-----------|------------|-------------|----------|-----------|
| 2010 | 4 | 62 | 15.5 | 0 | 25 |
| 2009 | 5 | 100 | 20.0 | 0 | 26 |
| 2008 | 2 | 47 | 23.5 | 0 | 24 |
| 2007 | 22 | 511 | 23.2 | 0 | 48 |
| Totals | 34 | 736 | 21.6 | 0 | 48 |

92 Larry Ford

DE, 6-3, 255, r-Sr.
Georgetown, S.C.



Added depth at defensive end ... member of the punt return team ... good rusher off the edge ... bowl trips: 2008 Meineke, 2010 Gator, 2010 Champs Sports.

2010 (r-Sr.): Played in five games ... used on more than 25 plays, including a season-high seven against Coastal Carolina ... saw action on five plays against UNLV ... also saw action against Cincinnati ... assisted on a tackle against UNLV.

2009 (r-Jr.): Played in nine games and started one ... saw action on more than 115 plays ... season-high 41 plays against Louisville ... used on 14 plays against Colorado and 13 at Auburn

... finished with three tackles, all against Louisville.

2008 (So.): Played in all 13 games ... saw action on more than 220 plays, including a season-high 31 against Villanova ... registered six tackles, assisted on a sack, had 1.5 tackles for loss and a pass breakup ... finished with a tackle for loss against Villanova ... had a pass breakup and a quarterback hurry at East Carolina ... assisted on a tackle at Colorado ... assisted on a sack against Rutgers ... solo tackle at Connecticut ... assisted on a tackle against Cincinnati.

Junior College: Coached by Jeff Leiker at Coffeyville Community College ... registered 37 tackles as a sophomore, including 6.5 tackles for loss, three sacks, two forced fumbles and one fumble recovery ... earned second-team all-Region VI honors ... helped Coffeyville to a 5-5 record and a first-round appearance in the region playoffs ... redshirted his first season.

Prep: Coached by Barry Avant at Georgetown High ... as a senior, he collected 117 tackles, 17 tackles for loss and 5.5 sacks ... selected all-state ... named regional defensive player of the year ... selected first-team all-Low Country ... helped the Bulldogs to an 8-4 record and advance to the second round of the state playoffs ... played in the South Carolina North-South All-Star game ... member of the basketball team ... averaged eight points a game as the team's sixth man.

Personal: Birthday is April 15 ... son of Larry and Geneva Ford ... one of five children ... graduated in Dec. 2010 with a bachelor's degree in athletic coaching education.

Ford's Defensive Statistics

| Year | G/GS | UT | AT | TT | TFL | Sacks | Int | PD | FF | FR |
|---------------|-------------|----------|----------|-----------|--------------|--------------|----------|----------|----------|----------|
| 2010 | 5/0 | 0 | 1 | 1 | 0/0 | 0/0 | 0 | 0 | 0 | 0 |
| 2009 | 9/1 | 0 | 3 | 3 | 0/0 | 0/0 | 0 | 0 | 0 | 0 |
| 2008 | 13/0 | 2 | 4 | 6 | 1.5/3 | 0.5/1 | 0 | 1 | 0 | 0 |
| Totals | 22/1 | 2 | 8 | 10 | 1.5/3 | 0.5/1 | 0 | 1 | 0 | 0 |

West Virginia Football ...

- 9-Straight Winning Seasons*
- 9-Straight Bowl Games, Best in School History*
- 14th Best 4-Year Record in College Football*
- 12th Best 5-Year Record in College Football*
- 10th Best 6-Year Record in College Football*
- 12th Best 7-Year Record in College Football*
- 12th Best 8-Year Record in College Football*
- 10th Best 8-Year Home Record in College Football*



Sidney Glover

4
Sidney
Glover

DB, 5-11, 207, Sr.
Warren, Ohio



Three-year starter in the Mountaineer defensive secondary, the 2010 season at bandit safety and spur safety the 2008 and 2009 seasons ... used on the kickoff coverage, kickoff return, punt return and punt coverage teams ... named 2010 second team all-BIG EAST by Phil Steele ... earned WVU defensive player of the week honors for the UNLV, USF and Louisville games ... major contributor on defense that ranked No. 2 in rushing defense and sacks and No. 3 in scoring defense and total defense ... Athletic Director's Academic Honor Roll ... bowl trips: 2008 Fiesta, 2008 Meineke, 2010 Gator, 2010 Champs Sports.

Sidney Glover



2010 (Sr.): Started all 13 games ... saw action on more than 685 plays, including a season-high 75 at Pitt ... used on more than 50 plays in 12 games ... fourth-leading tackler on the squad with 63 tackles, including a team-high 43 solo stops, four sacks, seven tackles for loss, five pass breakups, one forced fumble and two fumble recoveries ... registered five or more tackles in nine games ... collected a solo tackle against Coastal Carolina ... registered six tackles and had a fumble recovery at Marshall ... finished with three tackles and a pass breakup against Maryland ... had five tackles at LSU, including three solo stops and a pass breakup ... team-high seven tackles against UNLV, including six unassisted tackles and a sack ... made seven tackles against USF, including six solo stops and a sack ... finished with five tackles, one pass breakup and assisted on a tackle for loss against Syracuse ... outstanding game against Cincinnati, collecting six tackles, including five unassisted tackles, one sack, two tackles for loss, a forced fumble and a fumble recovery ... finished with five tackles, including three solo stops and a pass breakup at Pitt ... season-high eight tackles, including six unassisted tackles and 1.5 tackles for loss against Rutgers ... finished with four tackles, including

three unassisted tackles against NC State in the Champs Sports Bowl, including a sack and a pass breakup.

2009 (Jr.): Played in 12 games and started 10 ... saw action on more than 615 plays, including a season-high 83 at Auburn ... used on 50 or more plays in 10 games ... seventh-leading tackler on the team with 60 tackles, including 39 solo stops ... also had 1.5 sacks, seven tackles for loss, two interceptions, four pass breakups, a forced fumble and a fumble recovery ... tied for No. 17 in the BIG EAST in passes defended (6) and tied for No. 28 in tackles ... WVU Defensive Champion: Syracuse, Marshall ... WVU Special Teams Champion: Marshall ... five or more tackles in seven games ... registered seven tackles, including five solo stops and 1.5 tackles for loss against Florida State in the Konica Minolta Gator Bowl ... collected four tackles, 1.5 tackles for loss, a pass breakup and returned an interception 24 yards for a touchdown at Rutgers ... two solo tackles against Pitt ... forced the first Cincinnati fumble of the season to go with four tackles, including three unassisted tackles ... played against Louisville with a shoulder injury and assisted on a two-yard sack ... five tackles and a pass breakup at USF ... collected six tackles and a fumble recovery against Connecticut ... game-high nine tackles, including six solo stops and a tackle for loss against Marshall ... finished with six solo tackles, including one for loss at Syracuse ... posted five tackles, including four solo stops and returned an interception 20 yards against Colorado ... registered six solo tackles, including a sack and two tackles for loss at Auburn ... finished with seven tackles and a pass breakup against East Carolina ... injury rehab from pre-season forced him to miss Liberty game.

2008 (So.): Played in 11 games and started 10 ... made his first career start at East Carolina ... sprained his left knee in the final regular season game against USF and missed the bowl game ... WVU Defensive Champion: Auburn, Connecticut, USF ... BIG EAST Defensive Player of the Week: USF ... sat out the Villanova game with a shoulder injury ... used in a more than 600 plays, including a season-high 70 at Colorado ... saw action in 50 or more plays eight times ... fifth-leading tackler on the team with 61 tackles, including one sack and 4.5 tackles for loss ... tied for third on the team with six pass breakups ... forced a fumble, recovered

a fumble and has an interception ... season-high 10 tackles at Colorado, including five solo tackles and a tackle for loss ... collected nine tackles, including six solo stops and a tackle for loss against Auburn ... four tackles, one interception, forced and recovered a fumble against USF ... six tackles and three pass breakups at Louisville ... three tackles at Connecticut and against Cincinnati ... six tackles, including a sack against Syracuse ... registered six tackles, including a tackle for loss at ECU ... eight tackles, including an assist on a tackle for loss against Rutgers ... three tackles with a pass breakup against Marshall ... three tackles and a pass breakup at Pitt.

2007 (Fr.): Played in 11 games ... season-high 19 plays against Western Michigan .. used in 16 plays against Mississippi State and 13 against Connecticut ... registered 18 tackles, including 14 solo stops ... one sack and a forced fumble ... four solo stops, including a sack and a forced fumble against Western Michigan ... four tackles, including three solo stops against Connecticut ... four solo tackles at Syracuse ... solo tackle against East Carolina, at Rutgers and at USF.

Prep: An all-state and all-district defender for coach Thom McDaniels at Warren G. Harding ... selected all-Trumbull County ... named one of four captains on the team ... recorded 130 tackles, three interceptions and eight touchdowns as a senior, helping the Raiders to the playoffs and a 10-3 record ... also a track letterman.


Personal: Birthday is Feb. 1 ... son of Sidney and Deidri Glover ... one of eight children ... graduating with a bachelor's degree in multidisciplinary studies in May 2011.

Glover's Defensive Statistics

| Year | G/GS | UT | AT | TT | TFL | Sacks | Int | PD | FF | FR |
|---------------|--------------|------------|-----------|------------|----------------|---------------|-------------|-----------|----------|----------|
| 2010 | 13/12 | 43 | 20 | 63 | 7/27 | 4/23 | 0 | 5 | 1 | 2 |
| 2009 | 12/10 | 39 | 21 | 60 | 7/29 | 1.5/8 | 2/44 | 4 | 1 | 1 |
| 2008 | 11/10 | 32 | 29 | 61 | 4.5/18 | 1/7 | 1 | 6 | 1 | 1 |
| 2007 | 12/0 | 14 | 4 | 18 | 1/4 | 1/4 | 0 | 0 | 1 | 0 |
| Totals | 48/32 | 128 | 74 | 202 | 19.5/78 | 7.5/42 | 3/44 | 15 | 4 | 4 |

69 Glenn Gress

*DL, 6-2, 250, Sr.
Scranton, Pa.*



Reserve defensive lineman who added depth at nose tackle ... quick, tough and powerful ... Athletic Director's Academic Honor Roll ... BIG EAST Academic All-Star ... bowl trips: 2008 Fiesta, 2008 Meineke, 2010 Gator, 2010 Champs Sports.

2010 (Sr.): Added depth on the defensive line ... saw limited action, appearing in two games.

2009 (Jr.): Sustained an injury to a muscle in his chest ... had offseason surgery and was forced to miss the entire season.

2008 (So.): Member of the scout team but did not see game action.



2007 (Fr.): Member of the defensive scout team.

Prep: Two-year starter as an offensive tackle and defensive tackle for coach Tony Cantafio at Scranton Prep ... two-time all-conference selection ... selected to the Lackawanna Football Conference all-star team ... three-year leadership council ... senior captain ... among top 15 finalists for annual Fiore Cesare Award and Scholarship based on athletic and academic achievement ... also a finalist for the Hookey Reap Award, which recognized top lineman in Lackawanna County ... named as one of the top defensive linemen in eastern Pennsylvania as a senior ... named to Scout.com's all-combine team held in New Jersey ... also played CYO basketball and finished third in the state ... participates in boxing and mixed martial arts..

Personal: Birthday is Aug. 30 ... son of Glenn and Natalie Gress ... father played at Miami (Fla.) in the late 1970's ... one of three children ... graduated in Dec. 2010 with a bachelor's degree in multidisciplinary studies.

29 Trippe Hale

*DB, 5-10, 198, r-Sr.
Mobile, Ala.*



Added depth at the safety position ... used on kickoff coverage, kickoff and punt return and punt coverage teams ... Athletic Director's Academic Honor Roll ... BIG EAST Academic All-Star ... bowl trips: 2007 Gator, 2008 Fiesta, 2008 Meineke, 2010 Gator, 2010 Champs Sports.

2010 (r-Sr.): Played in 12 games ... saw action on more than 160 special teams plays ... finished with four tackles, including three solo stops ... collected a solo tackle against USF ... registered a solo tackle at Pitt ... posted two tackles against Rutgers, including one unassisted tackle.

2009 (r-Jr.): Played in 11 games ... saw action on more than 75 plays, mostly on special teams ... season-high 10 plays at USF and at Auburn

... collected five tackles for the season ... collected two tackles against Florida State in the Konica Minolta Gator Bowl ... missed the first two games with a bruised hip ... assisted on a tackle against Pitt ... registered a solo tackle at Syracuse ... assisted on a tackle at Auburn.

2008 (r-So.): Played in all 12 games, mostly on special teams ... finished with nine tackles, including seven solo stops ... two solo tackles against Cincinnati and Marshall ... had two tackles against Syracuse ... solo tackle at Colorado and at Pitt ... assisted on a tackle against Rutgers.

2007 (r-Fr.): Played in all 13 games ... special teams champion: Connecticut ... season-high nine plays against East Carolina ... posted 14 tackles and a forced fumble for the season ... five total tackles, including four solo stops and a forced fumble against Connecticut ... two tackles, including a solo stop against East Carolina ... three assisted tackles at Marshall ... solo tackle against Pitt and Oklahoma in the Fiesta Bowl.

2006 (Fr.) Came to WVU in Jan. 2006 ... did not see any varsity action ... used on the scout team.



Prep: Three-year starting defender from Mobile's St. Paul Episcopal High ... 92 tackles and six interceptions as a senior team captain for coach Eddie Guth ... second team all-state ... Alabama state spotlight of the week for 15 tackles and three interceptions against Sidney Lanier ... Weineacker Award for commitment and excellence ... Black Watch Award for big tackles and big plays ... member of the state runner-up indoor and outdoor track teams ... earned all-state honors as a member for 4x200 meter relay team ... set school record as a member of the 4x100 meter relay team.

Personal: Birthday is March 20 ... son of Steve and Kathryn Hale ... father is president and chief executive officer of the Senior Bowl ... father played football at East Carolina ... one of two children ... graduated in Dec. 2010 with a bachelor's degree in athletic coaching education.

22 Brandon Hogan

*DB, 5-10, 189, Sr.
Manasses, Va.*



Three-year starter at left cornerback ... also used on kickoff coverage and kickoff and punt return units ... one of the best cornerbacks in the BIG EAST ... displays explosive speed and quickness ... named 2010 first team all-BIG EAST by ESPN.com and second team by the BIG EAST coaches, rivals.com and Phil Steele ... earned WVU defensive player of the game honors for USF, Louisville and Pitt ... named BIG EAST Defensive Player of the Week for his performance at Pitt ... BIG EAST No. 4 in passes defended (9) and No. 7 in interceptions (3) ... major contributor on defense that ranked No. 2 in rushing defense and sacks, No. 3 in scoring defense and total defense, No. 11 in pass defense and No. 13 in pass efficiency defense ... bowl trips: 2008 Fiesta, 2010 Gator.

2010 (Sr.): Started all 11 games in which he played ... used on more than 575 plays, including a season-high 75 plays at Pitt ... saw action on more than 50 plays in nine games ... team's ninth-leading tackler with 37 tackles, including 25 unassisted ... had three interceptions returned for 78 yards ... collected six pass



breakups, second most on the team ... also had a forced fumble and a fumble recovery ... finished with five or more tackles four times ... collected five tackles against Coastal Carolina and had impressive interception in the second quarter ... had two punt returns for 10 yards against the Chanticleers with a long return of six yards ... posted six tackles at Marshall, including four solo stops ... returned three kickoffs for 61 yards at LSU with a season-long of 23 yards ... assisted on three tackles and had a pass breakup against the Tigers ... finished with three tackles against USF, including two solo stops ... posted three tackles against Syracuse ... collected five solo tackles and two pass breakups at UConn ... returned two kickoffs for 44 yards with a long of 24 yards and had an 11-yard punt return against the Huskies ... registered two solo tackles, a pass breakup and returned an interception 25 yards against Cincinnati ... returned two kickoffs for 44 yards with a long of 24 yards and had an 11-yard punt return against the Bearcats ... finished with three tackles at Louisville ... had three punt returns for 22 yards and a 22-yard kickoff return against the Cardinals with a season-long return of 18 yards ... had an outstanding performance at Pitt, posting six tackles, including five solo stops, forced and recovered a fumble, broke up a pass and returned an interception 53 yards ... the interception return set up the Mountaineers' first score ... had a solo tackle and tied

his season-long punt return of 18 yards against Rutgers.

2009 (Jr.): Honorable-mention All-American by SI.com ... an all-BIG EAST first-team selection by the league coaches and rivals.com ... selected by the WVU coaching staff for the 2009 Gridiron Gladiator Award ... started all 13 games ... saw action on more than 810 plays, including a season-high 81 at Auburn ... used on 70 or more plays in six games and 60 or more plays in nine games ... third-leading tackler on the team with 74 total tackles, including a team-high 46 solo tackles ... also had two tackles for loss, an interception return for 17 yards, a fumble recovery and a team-high 11 pass breakups ... tied for No. 3 in the BIG EAST in passes defensed (12) and No. 22 in tackles ... WVU Defensive Champion: East Carolina, Syracuse, Marshall, Pitt ... WVU Special Teams Champion: Marshall ... two double-figure tackle performances of 11 tackles against East Carolina and at Cincinnati ... registered five or more tackles in seven games ... registered three tackles against Florida State in the Konica Minolta Gator Bowl ... collected four tackles at Rutgers ... tallied eight tackles, including six unassisted and two pass breakups against Pitt ... team-high 11 tackles, including eight solo stops and a pass breakup at Cincinnati ... collected four tackles against Louisville ... had two punt returns for 13 yards with a long return of eight yards ... finished with four tackles and a pass breakup at USF ... had six tackles against UConn ... registered five solo tackles, a fumble recovery, a pass breakup and a 17-yard interception return against Marshall ... had a 16-yard punt return against Marshall ... posted two solo tackles and had a career-long 49-yard punt return at Syracuse ... seven tackles and two pass breakups against Colorado ... three solo stops, including a tackle for loss at Auburn ... season-high 11 tackles and two pass breakups against East Carolina ... six tackles, including four solo stops, a tackle for loss and a pass breakup against Liberty.

2008 (So.): Played in 12 games, and started nine ... WVU Defensive Champion: Marshall, Auburn, Connecticut, Cincinnati ... WVU Special Teams Champion: Connecticut ... saw action on more than 650 plays, including a season-high 77 against Syracuse ... used in 50 or more plays in 10 games ... sixth-leading tackler on the team, collecting 60 tackles, including 40 solo stops, a team leading seven pass breakups, tied for the team lead with three



interceptions and two fumble recoveries ... second on the team in fumble recoveries and tied for second in breakups ... season-high nine tackles, including six unassisted tackles and two pass breakups against Cincinnati ... also had a team-leading nine tackles against USF, including seven solo stops and a pass breakup ... eight tackles and a pass breakup at Louisville ... six tackles, assisted on a sack and had an interception at Pitt ... six tackles at Colorado, including unassisted tackles ... four tackles, three pass breakups and a fumble recovery against Marshall ... collected four tackles, including three unassisted tackles against Syracuse ... three tackles, a fumble recovery and two interceptions at Connecticut ... registered five tackles against Rutgers ... three tackles at East Carolina and against Auburn.

2007 (Fr.): Played in 10 games at wide receiver with one start ... saw action on more than 225 plays, including a season-high 55 against East Carolina ... had 12 receptions for 67 yards with a long catch of 12 yards ... season-high six catches for 44 yards with a long catch of 12 yards against East Carolina ... four catches for 10 yards with a long reception of six yards at Syracuse ... an 11-yard reception against Louisville.

Prep: Talented athlete from Osbourn (Va.) High ... offensive player of the year for coach Steve Schultze's 14-0 state champions ... passed for 2,539 yards (32 TD) and rushed for 1,735 yards (26 TD) as a senior ... also had a punt return for a score ... two-year record of 24-2 ... first team all-Cedar Run, all-region, all-metro and all-state ... also a track letterman.

Personal: Birthday is April 1 ... guardian is Karen Morris ... will graduate with his bachelor's degree in athletic coaching education in May 2012.

Hogan's Defensive Statistics

| Year | G/GS | UT | AT | TT | TFL | Sacks | Int | PD | FF | FR |
|---------------|--------------|------------|-----------|------------|--------------|--------------|--------------|-----------|----------|----------|
| 2010 | 11/11 | 25 | 12 | 37 | 0/0 | 0/0 | 3/78 | 6 | 1 | 1 |
| 2009 | 13/13 | 46 | 28 | 74 | 2/2 | 0/0 | 1/17 | 11 | 0 | 1 |
| 2008 | 12/9 | 39 | 21 | 60 | 0.5/3 | 0.5/3 | 3/61 | 7 | 0 | 2 |
| Totals | 36/33 | 110 | 61 | 171 | 2.5/5 | 0.5/3 | 7/156 | 24 | 1 | 4 |

61 Eric Jobe

*OL, 6-2, 290, r-Sr.
La Plata, Md.*



Three-year starter at right guard ... also added depth at center ... part of field goal and PAT special team units ... finished with 31 starts for his career ... named third team all-BIG EAST by Phil Steele ... two-time ESPN/CoSIDA Academic all-District ... Athletic Director's Academic Honor Roll ... Dean's List ... BIG EAST Academic All-Star ... bowl trips: 2007 Gator, 2008 Fiesta, 2008 Meineke, 2010 Gator, 2010 Champs Sports.

2010 (r-Sr.): Started all 13 games ... saw action on more than 760 plays, including a season-high 86 plays against Maryland ... also used in more than 60 plays in 10 games ... allowed only one sack as a senior ... posted 18 knock-downs ... part of the offensive line that paved the way for the Mountaineer offense to accumulate 400 or more yards of total offense in seven games ... WVU finished second in the BIG EAST in passing, total offense and first downs.

2009 (r-Jr.): Started all 13 games ... saw action on 852 of the 853 plays, including a season-high 80 at Auburn ... selected for the WVU Gridiron Gladiator Award by the coaching staff ... recorded one thunderbolt block and

18 knockdowns ... helped the Mountaineers produce a 1,000-yard rusher and a 2,000-yard passer ... part of an offensive line that led the BIG EAST in rushing yards per game and No. 24 nationally.

2008 (r-So.): Saw action in 12 games and started five ... pressed into starting duty against Cincinnati when Mike Dent sustained a neck injury at Connecticut in early November ... finished the remainder of the season ... used on more than 275 plays, including a season-high 86 against Cincinnati ... part of offensive line that helped pave the way for the No. 15 rushing offense in the nation ... No. 27 nationally in fewest sacks allowed ... collected 12 knockdowns for the year, including a season-high three at Louisville.

2007 (r-Fr.): Added depth at the center position ... saw his first varsity action ... played in all 13 games but saw limited action ... used on more than 75 plays, including a season-high 11 against Connecticut ... also contributed five knockdowns.



Eric Jobe

2006 (Fr.): Redshirted ... scout team champion: Mississippi State.

Prep: Three-year starter on the offensive line at La Plata (Md.) High ... first team All-SMAC as offensive and defensive lineman ... two-year captain and MVP for coach Chris Davidson ... 87 tackles, 11.5 sacks as a senior ... Maryland big school and The Washington Post all-metro honorable mention ... state champion in wrestling ... Maryland distinguished scholar and National Honor Society ...

Personal: Birthday is April 30 ... son of Mike and Kay Jobe ... one of four children ... will graduate with his bachelor's degree in industrial engineering in May 2011.

6 Will Johnson

*TE, 6-2, 238, Sr.
Centerville, Ohio*



Earned a majority of the snaps at tight end in his senior season after Tyler Urban's early season knee injury ... gave the Mountaineers a quality blocker and receiver at tight end ... also used on punt return, field goal and PAT special team units ... high school teammate of Jeremy Kash ... bowl trips: 2008 Fiesta, 2008 Meineke, 2010 Gator, 2010 Champs Sports.

2010 (Sr.): Played in 13 games and started four ... used on more than 320 plays, including a season-high 52 at Marshall ... also used in 20 or more plays in nine games ... finished with nine catches for 107 yards, two touchdowns and a long reception of 37 yards ... finished with a 22-yard reception against Coastal Carolina ... two catches for 21 yards at Marshall,

West Virginia Football ...
32-10 in BIG EAST during last 6 years
Won 5 of the last 8 BIG EAST Titles
60 wins during the last 6 years
1 of 4 schools nationally to win 9 games
for 6-straight years
1 of 7 schools nationally to win 8 games for
9-straight years



including the game-tying touchdown at the end of the fourth quarter ... finished with an 18-yard reception against UNLV ... had a two-yard touchdown reception at Pitt and a 37-yard catch against Rutgers.

2009 (Jr.): Played in all 13 games ... WVU Offensive Champion: Syracuse ... saw action on more than 220 plays, including a season-high 23 at Syracuse ... used on 15 or more plays in seven games ... finished with six catches for 78 yards, a touchdown and a long reception of 33 yards ... had a 10-yard reception at Cincinnati and a five-yard catch against Marshall ... two receptions for a season-high 42 yards, including a long reception of 33 yards at Syracuse ... two catches for 21 yards, a four-yard touchdown reception and a long catch of 17 yards against East Carolina.

2008 (So.): Played in 10 games and started six ... sustained a deep thigh bruise in the Syracuse game and continued to play until he re-aggravated it against Cincinnati and missed the rest of the regular season ... used on more than 275 plays, including a season-high 49

against Marshall ... also saw action in 40 or more plays in five games ... finished with nine catches for 64 yards, a touchdown and a long reception of 12 yards for the year ... two catches for 16 yards against North Carolina in the Meineke Car Care Bowl and had a long reception of 12 yards ... three catches for 22 yards, a touchdown and a long catch of 12 yards against Villanova ... two catches for 15 yards against Marshall ... one catch for eight yards against Syracuse.

2007 (Fr.): One of four true freshmen on offense to play ... added depth at wide receiver ... also used on special teams ... played in nine games, missed three games with a sprained right knee ... saw limited action, making one catch ... used on more than 75 plays, including a season-high 19 against Mississippi State ... saw action in 16 plays at Syracuse.

Prep: Played running back and defensive back ... an all-district and all-GWOC conference linebacker ... two-time team captain for coach Ron Ullery at Centerville High ... an honorable-



Jeremy Kash

mention all-state selection ... team MVP and Sonny Unger Award ... as a senior, he helped lead Centerville to an 8-2 overall record and the GWOC Conference Championship ... Dayton Daily News Player of the Week ... Big 33 game participant ... as a junior, he helped lead Centerville to a 10-2 record, and a second-place finish in the Greater Western Ohio – East League and advance to the first round of the state playoffs ... a regional track qualifier at 100 meters, and district and regional champ on the 4x400 meter relay ... also a basketball letterman.

Personal: Birthday is Nov. 14 ... son of Mike and Wilma Gilmore ... one of two children ... will graduate with his bachelor's degree in multidisciplinary studies in May 2011.

Johnson's Receiving Statistics

| Year | GP | Rec. | Yards | Avg. | TD | Long |
|---------------|-----------|-----------|------------|-------------|----------|-----------|
| 2010 | 13 | 9 | 107 | 11.9 | 2 | 37 |
| 2009 | 13 | 6 | 78 | 13.0 | 1 | 33 |
| 2008 | 10 | 9 | 64 | 7.1 | 1 | 12 |
| 2007 | 10 | 1 | 0 | 0.0 | 0 | 0 |
| Totals | 46 | 25 | 249 | 10.0 | 4 | 37 |

48 Jeremy Kash

*H/LS, 5-10, 206, r-Sr.
Centerville, Ohio*



Mountaineers' holder for field goals and extra points for four years ... also added depth as a long snapper ... earned WVU special teams' player of the game honors against Rutgers ... Dean's List ... Athletic Director's Academic Honor Roll ... BIG EAST Academic All-Star ... bowl trips: 2007 Gator, 2008 Fiesta, 2010 Gator, 2010 Champs Sports.

2010 (r-Sr.): Played in all 13 games ... team hasn't had a field goal or extra point blocked that was due to a bad hold ... WVU made 10-of-17 field goal attempts and 41-of-41 extra point attempts.

2009 (r-Jr.): Played in all 13 games ... team's holder for field goals and extra points ... team didn't have a field goal or extra point blocked during the season and connected on 13-of-15 field goal attempts and 41-of-42 extra point attempts.

2008 (r-So.): Holder for field goals and extra points ... saw action in eight games ... team didn't have a field goal or extra point blocked during the season ... connected on 17-of-20 field goals and all 36 extra point attempts.

2007 (r-Fr.): Holder for field goals and extra points ... finished the season with only one field goal blocked out of 84 field goal and extra point attempts.


2006 (Fr.): Redshirted.

Prep: Team captain for coach Ron Ullery at Centerville High ... as a senior, he helped lead Centerville to a 10-2 record, a second-place finish in the Greater Western Ohio – East League and a berth in state playoffs ... selected to play in the area all-star game ... as a junior, he helped lead the Elks to an 11-1 record overall, the conference title and advanced to the second round of the state playoffs.

Personal: Birthday is Nov. 11 ... son of Kevin and Lisa Kash ... one of two children ... graduated in Dec. 2010 with a bachelor's degree in multidisciplinary studies.

37 Derek Knight

*DB, 5-11, 203, Sr.
Detroit, Mich.*



Added depth at the spur safety position ... also can play free safety ... saw limited action on special teams ... Athletic Director's Academic Honor Roll ... BIG EAST Academic All-Star ... bowl trips: 2008 Fiesta, 2008 Meineke, 2010 Gator, 2010 Champs Sports.

2010 (Sr.): Member of the team but did not see any game action.

2009 (Jr.): Member of the team but did not see any game action.

2008 (So.): Tried to play but had problems from a previous wrist injury ... had surgery in February and missed the entire spring.



2007 (Fr.): Redshirted ... scout team defensive champion: Louisville and Connecticut.

Prep: Three-year all-city selection, twice on first team, for coach Antonio Watts ... two-year team captain who was part of two city championship teams ... as a senior, he helped Renaissance finish 6-4 and play for the city championship ... all-state Dream Team ... named all-Midwest Region ... Lansing State Journal Catch 22 ... three-time track athlete of the year ... two-time all-state honoree ... a member of the National Honor Roll.

Personal: Birthday is June 14 ... son of Derek and Lisa Knight ... one of three children ... will graduate with his bachelor's degree in management information systems in May 2011.

West Virginia Football ...

41 All-American selections since 2002
Four Academic All-Americans in 5 years
and 23 in the history of the program
At least 10 all-BIG EAST honorees in each of
the last 4 years
97 BIG EAST all-conference selections in the
last 11 years

31 Pat Lazear

LB, 6-0, 231, Sr.
Bethesda, Md.



Entered 2010 preseason as the starter at middle linebacker before sustaining a knee injury that forced him to sit out the first three games ... returned at LSU and saw playing time increase as the season progressed ... started final two games against Rutgers and NC State ... saw action on punt return unit ... selected WVU defensive player of the game for USF, UConn and Louisville ... contributor on defense that ranked No. 2 in rushing defense and sacks and No. 3 in scoring defense and total defense ... Athletic Director's Academic Honor Roll ... BIG EAST Academic All-Star ... bowl trips: 2007 Fiesta, 2008 Meineke, 2010 Gator, 2010 Champs Sports.



2010 (Sr.): Played in 10 games and started two ... used on more than 215 plays, including a season-high 40 against Rutgers ... saw action on more than 20 plays in seven games ... registered 25 tackles, including 14 solo stops and a sack ... finished with a solo tackle at LSU ... posted three tackles against UNLV ... assisted on four tackles against USF ... registered four tackles, including a sack at UConn ... had two solo tackles at Louisville ... collected three tackles at Pitt ... tied his season-high four tackles against Rutgers and had four solo stops against NC State in the Champs Sports Bowl.

2009 (Jr.): Named second-team all-BIG EAST by Phil Steele ... started all 13 games ... saw action on more than 625 plays, including a season-high 64 plays at Auburn ... used on 50 or more plays in eight games ... led the team in tackles with 78 total stops, including one sack and six tackles for loss ... also had a forced fumble, a pass breakup and returned a fumble 53 yards ... tied for No. 17 in the BIG EAST in tackles ... WVU Defensive Champion: Syracuse ... posted a double-figure tackle performance (11) against UConn ... finished with five or more tackles in 10 games ... registered five tackles against Florida State in the Konica Minolta Gator Bowl ... collected two tackles, including assisting on a tackle for loss at Rutgers ... finished with six tackles and a pass breakup against Pitt ... assisted on six tackles at Cincinnati, including assisting on a two-yard tackle for loss ... team-high eight tackles against Louisville ... team-high eight tackles, including assisting on a tackle for loss at USF ... season-high 11 tackles and a forced fumble against Connecticut ... collected five tackles, including three solo stops against Marshall ... posted four tackles, including three unassisted tackles and returned a fumbled interception 53 yards at Syracuse ... registered eight tackles, including four solo stops, including a tackle for loss against Colorado ... collected six tackles, including five unassisted and a tackle for loss at Auburn ... finished with a sack and four tackles against East Carolina ... registered five tackles, including three unassisted tackles and 1.5 for loss against Liberty.

2008 (So.): Played in all 13 games and started two ... had a slow start but showed solid defensive ability the last half of the year ... saw action on more than 175 plays, including a

season-high 36 at Pitt ... started at middle linebacker against Villanova and North Carolina in the Meineke Car Care Bowl ... registered 30 tackles, including one tackle for loss and one interception ... biggest play of the season was an interception that sealed the win over UNC ... also finished with three tackles ... season-high nine tackles, including five solo stops against USF ... seven tackles against Villanova ... four tackles, including an assisted tackle for loss at East Carolina ... three tackles at Pitt ... two tackles at Connecticut ... assisted tackle for loss against Auburn ... solo tackle at Colorado.

2007 (Fr.): One of six true freshmen to play ... saw playing time in his first season as a backup at the strong-side linebacker position, mainly on special teams and also as a backup fullback ... saw action in all 13 games ... posted 14 tackles, including six unassisted tackles and assisted on a tackle for loss ... four tackles, including assisting on a tackle for loss against Connecticut ... three tackles against East Carolina ... solo tackle at Maryland, at Syracuse and against Oklahoma in the Fiesta Bowl.

Prep: Three-year captain and four-year team most valuable player ... four-year all-conference and three-year all-county and all-metro selection ... Montgomery County Player of the Year ... linebacker who recorded 125 tackles, nine forced fumbles as a senior at Wheaton High ... career totals of 414 tackles, 26 sacks, 15 FF and two interceptions at Wheaton and Walt Whitman Highs ... career numbers on offense: 3,200 yards rushing, 800 yards receiving, 49 scores ... three-year starter in baseball ... third-place state finisher in wrestling as a junior and fourth-place as a sophomore ... honor roll student.


Personal: Birthday is Nov. 9 ... son of Harry and Angela Lazear ... one of two children ... will graduate with his bachelor's degree in multidisciplinary studies in May 2011.

Lazear's Defensive Statistics

| Year | G/GS | UT | AT | TT | TFL | Sacks | Int | PD | FF | FR |
|---------------|--------------|-----------|-----------|------------|---------------|-------------|-------------|----------|----------|----------|
| 2010 | 10/2 | 14 | 11 | 25 | 1/5 | 1/5 | 0 | 1 | 0 | 0 |
| 2009 | 13/13 | 37 | 41 | 78 | 6/20 | 1/6 | 0/53 | 1 | 1 | 0 |
| 2008 | 13/3 | 12 | 18 | 30 | 1/3 | 0/0 | 1/13 | 1 | 0 | 0 |
| 2007 | 13/0 | 6 | 8 | 14 | 0.5/1 | 0/0 | 0 | 0 | 0 | 0 |
| Totals | 49/18 | 69 | 78 | 147 | 8.5/29 | 2/11 | 1/66 | 3 | 1 | 0 |

45 Anthony Leonard

*LB, 6-1, 246, r-Sr.
McKeesport, Pa.*



Two-year starter at middle linebacker, starting his sophomore and senior seasons ... named 2010 second team all-BIG EAST by Phil Steele ... No. 22 in the BIG EAST in tackles ... earned WVU defensive player of the game honors for the Marshall, USF, Syracuse and Louisville games ... major contributor on defense that ranked No. 2 in rushing defense and sacks and No. 3 in scoring defense and total defense ... Athletic Directors' Academic Honor Roll ... bowl trips: 2007 Gator, 2008 Fiesta, 2008 Meineke, 2010 Gator, 2010 Champs Sports.

2010 (r-Sr.): Started all 13 games ... became the starting middle linebacker during preseason when Pat Lazear sustained a knee injury ... member of the punt protection special teams unit ... saw action on more than 515 plays for the season, including a season-high 48 at UConn ... used on more than 40 plays in eight games ... third-leading tackler on the team with 70 tackles, including 42 unassisted, one sack, 6.5 tackles for loss, one forced fumble and three pass breakups ... posted five or more tackles in eight games ... finished with six tackles against Coastal Carolina, including three solo tackles and assisted on a tackle for loss ... season-high nine tackles at Marshall, including one for loss ... eight tackles, including a sack, two tackles for loss and a forced fumble against Maryland ... four tackles at LSU ... three solo tackles against UNLV ... five tackles against USF, including a tackle for loss ... eight tackles and a pass breakup against Syracuse ... three solo tackles at UConn and Cincinnati ... registered seven solo tackles, including one for loss at Louisville ... five tackles and two pass breakups at Pitt ... finished with four tackles, including one for loss in the season finale against Rutgers ... collected five solo tackles against NC State in the Champs Sports Bowl.

2009 (r-Jr.): Played in nine games ... saw action on more than 140 plays, including a season-high 39 plays at USF ... used on 15



or more plays in three games ... finished with 22 total tackles, including 13 unassisted stops ... had a sack and three tackles for loss ... finished with season-high seven tackles twice (UConn and USF) ... had three tackles, including two unassisted tackles against Louisville ... collected seven tackles, including a three-yard sack and two tackles for loss at USF ... registered seven tackles, including five unassisted tackles and a tackle for loss against UConn ... two tackles against Colorado ... saw first significant time of the season at Auburn, finishing with three tackles, including two unassisted tackles.

2008 (r-So.): Played in 11 games and started six ... earned the starting job for the Rutgers game when Reed Williams was forced to red-shirt ... sustained a high ankle sprain at Louisville and was forced to miss the final two games of the regular season ... WVU Defensive Champion: Auburn, Connecticut ... seventh-leading tackler on the team with 59 tackles, including 19 unassisted ... also has 1.5 tackles for loss, an assisted sack, an interception returned 36 yards, a forced fumble and a pass

breakup ... season-high 16 tackles and a forced fumble against Auburn ... nine tackles, including seven solo stops at Louisville ... also had a 36-yard interception ... nine tackles, including one for loss against Rutgers ... eight tackles, including an assisted sack and a pass breakup against Syracuse ... six tackles against Cincinnati ... five tackles against Villanova ... three tackles at Connecticut ... had a tackle against North Carolina in the Meineke Car Care Bowl.

2007 (r-Fr.): Used mostly on special teams but did see limited time at the strong-side linebacker position ... saw action on more than 60 plays on the season, including a season-high 16 on defense against Western Michigan ... also used in 13 plays on defense against Connecticut ... collected 13 tackles for the year ... season-high five tackles against Western Michigan ... three tackles, including two solo stops against Connecticut.

2006 (Fr.): Redshirted ... won the Danny Van Etten Award from WVU coaches as the scout team player of the year on defense ... scout team champion: East Carolina, Mississippi State.

Prep: First team 4A all-state performer at Pittsburgh's McKeesport High ... led coach George Smith's 14-2 Tigers to the PIAA and WPIAL championships ... all-WPIAL and all-Quad South ... conference defensive player of the year ... 92 tackles, 14 sacks, four forced fumbles as a senior ... Pittsburgh Tribune-Review Terrific 25 ... Pittsburgh Post-Gazette Fabulous 22 ... Keystone second team all-WPIAL ... also played basketball ... his AAU basketball team finished No. 16 in the nation.

Personal: Birthday is May 3 ... son of Anthony Gray and Shawn Leonard... one of five children ... graduated in Dec. 2010 with a bachelor's degree in athletic coaching education.

Leonard's Defensive Statistics

| Year | G/GS | UT | AT | TT | TFL | Sacks | Int | PD | FF | FR |
|---------------|-----------|-----------|-----------|------------|--------------|---------------|-------------|----------|----------|----------|
| 2010 | 13 | 42 | 28 | 70 | 6.5/17 | 1/9 | 0 | 3 | 1 | 0 |
| 2009 | 9 | 13 | 10 | 23 | 3/7 | 1/3 | 0 | 0 | 0 | 0 |
| 2008 | 11 | 19 | 40 | 59 | 1.5/4 | 0.5/3 | 1/36 | 1 | 1 | 0 |
| 2007 | 10 | 5 | 8 | 13 | 0 | 0 | 0 | 0 | 0 | 0 |
| Totals | 43 | 79 | 86 | 165 | 11/28 | 2.5/15 | 1/36 | 4 | 2 | 0 |

90 Chris Neild

DL, 6-2, 301, r-Sr.
Stroudsburg, Pa.



Three-year starter at nose tackle ... member of the punt return team ... top nose tackle in the BIG EAST and one of the best in the nation ... a defensive playmaker who loves to do the dirty work in the trenches ... selected third team All-America by rivals.com and fourth-team by Phil Steele ... named first team all-BIG EAST by league coaches, rivals.com, ESPN.com and Phil Steele ... finished his career with 40 career starts ... major contributor on defense that ranked No. 2 in rushing defense and sacks and No. 3 in total defense and scoring defense ... earned WVU defensive player of the game for Maryland, LSU, USF, UConn and Louisville games ... BIG EAST Academic All-Star ... Athletic Director's Academic Honor Roll ... bowl trips: 2007 Gator, 2008 Fiesta, 2008 Meineke, 2010 Gator, 2010 Champ Sports.

2010 (r-Sr.): Started all 13 games ... used on more than 575 plays, including a season-high 68 plays at UConn ... saw action on 50 or more plays in eight games ... finished with 35 tackles, including 17 unassisted tackles, three sacks and four tackles for loss ... four tackles against Maryland, including three unassisted tackles and a sack ... registered six tackles at LSU, including a seven-yard sack ... posted four tackles, including two solo tackles and a tackle for loss against Syracuse ... registered four tackles, including two unassisted stops and a sack at UConn ... assisted on two tackles against Cincinnati ... two tackles at Pitt before leaving the game with a hamstring injury ... registered four solo tackles against NC State in the Champs Sports Bowl.

2009 (r-Jr.): Started all 13 games ... named first-team all-BIG EAST by ESPN.com, The Sporting News and rivals.com and second team by the league coaches ... awarded the John Russell Award for leadership by the WVU coaching staff ... saw action on more than 645 plays, including a season-high 81 against UConn ... used on 50 or more plays in nine



games ... finished with 35 total tackles, including 13 solo stops, two tackles for loss, a pass breakup and an interception ... posted four or more tackles in five games ... registered three tackles against Florida State in the Konica Minolta Gator Bowl ... collected an assisted tackle at Rutgers ... assisted on a tackle against Pitt ... had a solo tackle early in the Louisville game before having to leave with an arm injury ... four tackles at USF ... finished with five tackles and the game-sealing interception against Connecticut ... collected four tackles, including a tackle for loss against Marshall ... assisted on a tackle at Syracuse ... season-high six tackles, including a tackle for loss against Colorado ... finished with five tackles, including three solo tackles at Auburn ... assisted on two tackles against East Carolina and Liberty.

2008 (r-So.): Started all 13 games ... awarded the Ideal Mountaineer Man by the coaching staff ... WVU Defensive Champion: East Carolina, Rutgers, Auburn, Connecticut ... used on more than 710 plays, including a season-high 64 at Colorado ... saw action in 50 or more plays in nine games ... posted the most tackles

among the defensive linemen and ninth among the defense with 47, including 17 solo stops, 2.5 sacks and 4.5 tackles for loss ... also had a forced fumble and a pass breakup ... career high eight tackles against Auburn ... five tackles, including one for loss at Pitt ... four tackles against USF ... two tackles, including a tackle for loss and a forced fumble at Connecticut ... four tackles, including a sack and a pass breakup against Cincinnati ... six tackles, including three unassisted tackles against Rutgers ... five tackles at East Carolina ... two tackles against North Carolina in the Meineke Car Care Bowl.

2007 (r-Fr.): Primary backup to Keilen Dykes at nose tackle ... played in 11 games and started two ... saw action on more than 225 plays, including a season-high 44 plays against Mississippi State ... used in 41 plays at Rutgers ... registered 13 tackles, including eight solo tackles ... assisted on a sack ... season-high three tackles with two solo stops against Mississippi State ... two tackles against Oklahoma in the Fiesta Bowl, East Carolina, Louisville and Cincinnati.



Gregg Pugnetti

2006 (Fr.): Redshirted.

Prep: Three-year letterwinner for coach Fred Ross at Stroudsburg High ... helped lead the Mountaineers to back-to-back conference championships ... all-Mountain Valley Conference and Pocono Record All-Area ... second team Class AAAA all-state ... finished with 86 tackles, 16 TFL, 9.5 sacks, three forced fumbles as a senior ... WNEP Super 16 ... Keystone first team all-state ... also a three-year letterwinner in basketball and weightlifting.

Personal: Birthday is Dec. 1 ... son of Robert and Cathy Neild ... one of two children ... graduated in December 2010 with a bachelor's degree in multidisciplinary studies.

Neild's Defensive Statistics

| Year | G/GS | UT | AT | TT | TFL | Sacks | Int | PD | FF | FR |
|---------------|--------------|-----------|-----------|------------|--------------|-------------|------------|----------|----------|----------|
| 2010 | 13/13 | 17 | 18 | 35 | 4/15 | 3/12 | 0 | 0 | 0 | 0 |
| 2009 | 13/13 | 13 | 22 | 35 | 2/2 | 0/0 | 1/1 | 1 | 0 | 0 |
| 2008 | 13/12 | 17 | 30 | 47 | 4.5/12 | 2.5/9 | 0 | 1 | 1 | 0 |
| 2007 | 11/2 | 8 | 5 | 13 | 0.5/2 | 0.5/2 | 0 | 0 | 0 | 0 |
| Totals | 50/40 | 55 | 75 | 130 | 11/31 | 6/23 | 1/1 | 2 | 0 | 0 |

36 Gregg Pugnetti

*P, 6-1, 208, r-Sr.
Fairfax, Va.*



After adding depth for his first three years, earned starting punter job his senior season ... former walk-on who earned scholarship during 2010 preseason ... No. 6 in BIG EAST in punting average per game ... landed second-most punts inside the opponent's 20-yard line (24) ... named 2010 third team all-BIG EAST by Phil Steele ... earned BIG EAST special teams player of the game honors for Louisville ... earned WVU special teams player of the week for Coastal Carolina, UNLV, Syracuse, UConn, Cincinnati and Louisville games ... Athletic Director's Academic Honor Roll ... Dean's List ... BIG EAST Academic All-Star ... bowl trips: 2007 Gator, 2008 Fiesta, 2008 Meineke, 2010 Gator, 2010 Champs Sports.

2010 (r-Sr.): Started all 13 games ... finished with 67 punts for 2,802 yards, an average of 41.8 yards per punt ... placed 24 inside the

opponent's 20-yard line ... six punts resulted in touchbacks, 23 were fair caught and eight went for 50 yards or more ... had 10 games with at least one punt that landed inside the opponent's 20-yard line ... averaged 49.2 yards per punt on six kicks against Coastal Carolina ... had a season-long of 71 yards against the Chanticleers and placed three inside the opponent's 20-yard line ... averaged 38.8 yards per punt on four kicks at Marshall, including a long punt of 45 yards and placed two inside the Herd 20-yard line ... averaged 39.5 yards per kick on four punts against Maryland with a long of 56 yards ... finished with six punts for 241 yards at LSU, an average of 40.2 yards per punt, a long kick of 48 yards and placed one inside the LSU 20-yard line ... had one of his best performances of the season, punting five times for 222 yards, an average of 44.4 yards, a long punt of 53 yards and placing three inside the UNLV 20-yard line ... averaged 37.2 yards per punt on eight kicks for 298 yards, a long of 41 yards and placed two inside the USF 20-yard line ... had another outstanding performance against Syracuse, averaging 44.2 yards per punt, with a long of 54 yards and two resulted in a fair catch ... punted six times for 257 yards at UConn, an average of 42.8 yards per punt, a long punt of 57 yards, three that were placed inside the Huskies' 20-yard line, three that resulted in a touchback and one that resulted in a fair catch ... had his second-best performance of the season at Louisville, finishing with an average of 44.9 yards per punt, a long of 47 yards, two that were placed inside the Cardinals' 20-yard line and five that resulted in a fair catch ... finished with a 45-yard punt in his only attempt against Rutgers ... averaged 43.0 yards per punt against NC State in the Champs Sports Bowl, placing three inside the Wolfpack's 20-yard line and had a long of 49 yards.

2009 (r-Jr.): Provided depth behind All-American punter Scott Kozlowski ... did not see any game action.

2008 (r-So.): Added depth behind All-American punter Pat McAfee ... did not see any varsity action.

2007 (r-Fr.): Did not see any varsity action ... member of the scout team.

2006 (Fr.): Redshirted.

Prep: Team captain for coach Gerry Pannoni at W.T. Woodson High ... all-region and second team all-state as a punter ... honorable-mention all-state as a kicker ... as a junior, he was a member of a Woodson squad that finished 10-2 overall, 6-1 in the conference and advanced to the second round of the state playoffs ... also captained the basketball team ... second team all-defensive team.

Personal: Birthday is May 9 ... son of Gregory and Annette Pugnetti ... one of three children ... graduated in Dec. 2010 with a bachelor's degree in athletic coaching education.

Pugnetti's Punting Stats

| Year | GP | No. | Yards | Avg. | Long | TB | FC | I-20 | 50+ | Blk. |
|------|----|-----|-------|------|------|----|----|------|-----|------|
| 2010 | 13 | 67 | 2,802 | 41.8 | 71 | 6 | 23 | 24 | 8 | 0 |

9 Jock Sanders

*WR, 5-7, 179, Sr.
St. Petersburg, Fla.*



Three-year starter at slot receiver ... also used on kickoff and punt return teams ... named second team all-BIG EAST by league coaches and third team by Phil Steele ... No. 2 in the BIG EAST in receptions per game (5.3) and No. 7 in receiving yards per game (56.0) ... WVU's all-time reception leader with 206 ... No. 5 on WVU's career receiving yards list (1,980) ... caught at least one pass in 41 straight games, No. 1 in WVU history and No. 2 in BIG EAST history ... earned WVU offensive player of the game honors for Coastal Carolina, LSU, Cincinnati and Pitt ... earned WVU special teams player of the game honors for Maryland ... bowl trips: 2008 Fiesta, 2008 Meineke, 2010 Gator, 2010 Champs Sports.

2010 (Sr.): Played in all 13 games and started 12 ... WVU Offensive MVP for the second year ... used on more than 775 plays, including a season-high 79 at UConn ... saw action on more than 50 plays in 11 games ... WVU's leading receiver with 69 catches and second-leading receiving yardage leader with 728 yards ... five or more catches nine times ... averaged



Jock Sanders

10.6 yards per catch and four touchdowns with a long reception of 48 yards ... eight punt returns for 86 yards, an average of 10.8 yards per return with a long of 66 yards against Maryland ... led the Mountaineers with 12 kick returns for 299 yards, an average of 24.9 yards per return with a long of 60 yards against NC State in the Champs Sports Bowl ... four games with 100 or more all-purpose yards ... team-high eight catches for 71 yards and a touchdown against Coastal Carolina and a season-long run of 31 yards ... finished with five receptions for 57 yards at Marshall with a long catch of 26 yards ... caught the two-point conversion at the end of the fourth quarter to tie the game in the Mountaineers' 18-point second half comeback to send the game into overtime ... collected 165 all-purpose yards against Maryland, including six catches for 86 yards with a long reception of 32 yards ... also had two carries against the Terps, with a long run of nine yards ... finished with three punt returns for 69 yards against Maryland with a season-long return of 66 yards ... registered a game-high five catches for 47 yards at LSU, a touchdown and a long reception of 19 yards ... hauled in two receptions for 25 yards against UNLV ... also had a 10-yard touchdown run against the Rebels ... team-high 10 catches for 31 yards against USF ... three catches for 53 yards with a long of 28

yards against Syracuse ... two kick returns against the Orange with a long of 24 yards ... seven receptions for 43 yards at UConn ... four carries for 15 yards against the Huskies ... season-high 95 yards on six catches and two touchdowns against Cincinnati with a long reception of 48 yards ... one run for 15 yards against the Bearcats and a 17-yard kick return ... three kickoff returns for 56 yards at Louisville with a long of 22 ... four grabs for 70 yards with a long of 38 yards at Pitt ... three kickoff returns for 80 yards against the Panthers ... finished with third-most receiving yards (81 yards on six catches with a long of 29 yards) against Rutgers ... also had a 24-yard kickoff return and a seven-yard punt return against the Scarlet Knights ... tied for the team receiving lead against NC State with five catches for 58 yards with a long catch of 26 yards ... also had two kickoff returns for 87 yards, including a career high 60 yards.

2009 (Jr.): Played in 13 games and started 10 ... WVU's co-Offensive MVP ... selected a second-team all-BIG EAST performer by Phil Steele ... had an outstanding season, posting his career high in receptions (72) ... ranked No. 2 in the BIG EAST in receptions per game and No. 7 in receiving yards per game ... also ranked No. 3 in punt return average and No. 12

in all-purpose yardage ... nationally tied for No. 32 in receptions per game and No. 30 in punt return average ... WVU Offensive Champion: East Carolina, Auburn ... used on more than 580 plays, including a season high 64 at Auburn ... saw action on 45 or more plays in eight games ... leading receiver for the Mountaineers with 72 catches for 688 yards, an average of 9.6 yards per catch, three touchdowns and a long of 38 yards ... fourth-leading rusher with 35 carries for 175 yards, an average of 5.0 yards per carry, a touchdown and a long of 19 yards ... posted 11 plays of 20 yards or more, eight receiving, one kickoff return and two punt returns ... two catches for 14 yards and a seven-yard run against Florida State in the Konica Minolta Gator Bowl ... collected a team-high 119 all-purpose yards at Rutgers, including five catches for 62 yards with a long of 29 at Rutgers, two carries for 10 yards with a long of eight yards and five punt returns for 57 yards with a long return of 18 yards ... finished with three catches for 15 yards with a long grab of eight yards against Pitt ... also had one carry for eight yards against the Panthers ... collected four catches for 42 yards with a long reception of 21 yards at Cincinnati ... moved to running back in the first half of the Louisville game when Noel Devine went down with an ankle injury ... ran for a team-high 66 yards on 12 carries, an average of 5.5 yards per carry with a long of 19 yards against Louisville ... finished with three catches for 20 yards and a touchdown ... had two receptions for 21 yards with a long grab of 16 yards and a five-yard run at USF ... game-high eight catches for 81 yards with a long reception of 31 yards against UConn ... had a team-high four catches for 39 yards against Marshall with a long of 16 yards ... also had a three-yard reception ... game-high nine catches for 67 yards, including a long grab of 17 yards and a nine-yard touchdown run at Syracuse ... three catches for 18 yards and a touchdown and three rushes for 21 yards against Colorado ... collected 12 receptions for 115 yards and a touchdown, both career highs at Auburn ... finished with a season-high 171 all-purpose yards against East Carolina ... had a game-high nine catches for 99 yards, two runs for 14 yards, including a long run of 12 yards and three punt returns for 58 yards, including a career-long return of 35 yards ... led WVU in receiving against Liberty with eight catches for 95 yards with a long catch of 38 yards ... two carries for 13 yards, averaging 6.5



Jock Sanders

yards a run with a long run of seven yards.
2008 (So.): Started all 13 games ... all-BIG EAST second team ... Phil Steele's all-BIG EAST second team ... WVU Offensive Champion: Rutgers, Auburn ... saw action in over 560 plays, including a season-high 66 plays against Cincinnati ... used in 50 or more plays in nine games ... led the team with 53 receptions for 462 yards and seven touchdowns ... third in rushing yards with 48 carries for 250 yards and two touchdowns ... third in kickoff returns with six for 130 yards, an average of 21.7 yards per return with a long of 32 yards ... had a receiving touchdown in five games ... had 12 plays of 20 yards or more ... season-high eight catches for 62 yards and two touchdowns against Villanova ... had two rushing touchdowns with a season-high seven carries for 45 yards at Connecticut .. eight catches for 60 yards and a touchdown against Marshall ... five catches for 70 yards, including a key season long 41-yard reception on the winning drive in the fourth quarter against North Carolina in the Meineke Car Care Bowl ... five receptions for 52 yards with a long of 30 yards against Cincinnati ...

four catches against Rutgers, Syracuse and Auburn ... six carries for 42 yards with a long of 15 yards against Auburn ... seven carries for 45 yards with two touchdowns at Connecticut ... two kickoff returns for 54 yards with a season long return of 32 yards against Villanova ... also had a 25-yard kickoff return at East Carolina ... had a 25-yard touchdown reception at Louisville ... two catches for 14 yards with a long of nine yards at Pitt ... received the starting nod at running back against USF, carrying the ball six times for 24 yards, an average of four yards per carry ... game high five catches for 38 yards with a long reception of 26 yards.

2007 (Fr.): Played in all 13 games and started two ... ran the ball 16 times for 105 yards, two touchdowns with a long carry of 56 yards ... 12 catches for 102 yards with a long reception of 23 yards ... three kickoff returns for 58 yards with a long of 27 yards ... two punt returns for 43 yards with a long return of 23 yards ... two carries for 10 yards, a touchdown with a long run of 11 yards and two catches for 12 yards



with a long of seven yards at Syracuse ... three carries for 58 yards with a touchdown and a long run of 56 yards against UConn ... two catches for 32 yards with a long of 23 yards against Louisville ... three runs for 15 yards with a long carry of seven yards and a six-yard catch against East Carolina ... two carries for 12 yards with a long of 10 yards at Maryland ... three carries for 13 yards and a 13-yard reception against Western Michigan ... a 14-yard kickoff return and a 23-yard punt return against Western Michigan ... a 27-yard kickoff return at Syracuse ... a 20-yard punt return against Connecticut.

Prep: Three-year all-state runner/receiver from St. Petersburg Catholic High ... twice the team offensive MVP for coach Dan Mancuso ... rushed for 1,600 yards, 19 TD as a junior and 1,200 yards and 24 touchdowns as a senior ... top 10 players in the Bay area ... three times all-area ... also a basketball letterman.

Personal: Birthday is June 14 ... son of Latonya Sanders ... one of two children ... will graduate with a bachelor's degree in multidisciplinary studies in May 2011.

Sanders' Receiving Statistics

| Year | GP/GS | Rec. | Yards | Avg. | TD | Long |
|---------------|--------------|------------|--------------|------------|-----------|-----------|
| 2010 | 13/13 | 69 | 728 | 10.6 | 4 | 48 |
| 2009 | 13/11 | 72 | 688 | 9.6 | 3 | 38 |
| 2008 | 13/12 | 53 | 462 | 8.7 | 7 | 41 |
| 2007 | 13/2 | 12 | 102 | 8.5 | 0 | 23 |
| Totals | 52/38 | 206 | 1,980 | 9.6 | 14 | 48 |

Sanders' Rushing Statistics

| Year | GP/GS | Att. | Yards | Avg. | TD | Long |
|---------------|--------------|------------|------------|------------|----------|-----------|
| 2010 | 13/13 | 14 | 92 | 6.6 | 1 | 31 |
| 2009 | 13/11 | 35 | 175 | 5.0 | 1 | 19 |
| 2008 | 13/12 | 48 | 250 | 5.2 | 2 | 29 |
| 2007 | 13/2 | 16 | 105 | 6.6 | 2 | 56 |
| Totals | 52/38 | 113 | 622 | 5.5 | 6 | 56 |

Sanders' Punt Return Statistics

| Year | Returns | Yards | Avg. | TD | Long |
|---------------|-----------|------------|------------|----------|-----------|
| 2010 | 8 | 86 | 10.8 | 0 | 66 |
| 2009 | 17 | 146 | 8.6 | 0 | 35 |
| 2008 | 4 | 6 | 1.5 | 0 | 7 |
| 2007 | 2 | 43 | 21.5 | 0 | 23 |
| Totals | 31 | 281 | 9.1 | 0 | 66 |

Sanders' Kickoff Return Statistics

| Year | Returns | Yards | Avg. | TD | Long |
|---------------|-----------|------------|-------------|----------|-----------|
| 2010 | 12 | 299 | 24.9 | 0 | 60 |
| 2009 | 1 | 28 | 28.0 | 0 | 28 |
| 2008 | 6 | 130 | 21.7 | 0 | 32 |
| 2007 | 3 | 58 | 19.3 | 0 | 27 |
| Totals | 22 | 515 | 23.4 | 0 | 60 |

2 Robert Sands

*DB, 6-5, 221, Jr.
Carol City, Fla.*



Three-year starter at free safety ... decided to forgo his senior season to enter the 2011 NFL draft ... one of the top safeties in the BIG EAST Conference and the nation ... member of kick-off coverage, kickoff and punt return teams ... named first-team All-American by The Sporting News ... earned first team all-BIG EAST by the BIG EAST coaches, rivals.com and ESPN.com and third team by Phil Steele ... earned WVU's defensive player of the game honors for USF and Louisville ... major contributor on defense that ranked No. 2 in rushing defense and sacks, No. 3 in scoring defense and total defense, No. 11 in pass defense and No. 13 in pass efficiency defense ... bowl trips: 2008 Meineke, 2010 Gator, 2010 Champs Sports.

2010 (Jr.): Started all 13 games ... used on more than 650 plays, including a season-high 72 at Marshall ... saw action on more than 50 or more plays in 11 games ... seventh-leading tackler with 53 tackles, including 34 solo stops, 1.5 sacks, 6.5 tackles for loss, one forced fumble and one interception returned for 28 yards ... registered five or more tackles in six games ... had an impressive game against Coastal Carolina, registering five tackles, including four solo stops, 1.5 tackles for loss and forced a fumble ... team-high nine tackles at LSU, including five unassisted tackles and one tackle for loss ... had two tackles against UNLV, including assisting on a tackle for loss and had a quarterback hurry ... collected five tackles against USF, assisted on a tackle for loss and had an interception that he returned 28 yards ... posted five tackles, including a tackle for loss against Syracuse ... registered five tackles, including four solo stops and a tackle for loss at UConn ... collected four solo tackles against Cincinnati ... finished with a solo tackle at Louisville ... had three tackles and two quarterback hurries at Pitt ... posted eight solo tackles and a sack against NC State in the Champs Sports Bowl.



2009 (So.): Played in all 13 games and started nine ... earned first team all-BIG EAST honors by the league coaches and Phil Steele and second team by rivals.com ... selected for the WVU Gridiron Gladiator Award by the coaching staff ... BIG EAST Defensive Player of the Week: Pitt ... WVU Defensive Champion: Syracuse, USF, Pitt ... saw action on more than 660 plays, including a season-high 81 plays against UConn ... also registered 50 or more plays in eight games ... fifth-leading tackler on the team with 65 total tackles, including 37 solo stops, 3.5 tackles for loss, five interceptions and eight pass breakups ... led the BIG EAST in passes defended (13) and tied for the lead in interceptions (5) ... collected a team-high 13 tackles, including nine solo stops and two tackles for loss against Florida State in the Konica Minolta Gator Bowl ... posted seven tackles and assisted on a tackle for loss at Rutgers ... tallied seven tackles, including five solo stops, an interception and a game-high three pass breakups against Pitt ... collected his team-leading fourth interception of the season at Cincinnati,

returning it nine yards ... also had four tackles, including three solo stops and a three-yard tackle for loss ... three tackles and a fumble recovery against Louisville ... registered six tackles, including five unassisted and two pass breakups at USF ... collected seven tackles, including five solo stops and a pass breakup against Connecticut ... had two tackles and an interception against Marshall ... assisted on a tackle at Syracuse ... posted eight tackles and had an interception against Colorado ... assisted on a tackle at Auburn ... two tackles and two pass breakups against East Carolina ... assisted on four tackles and had his first career interception against Liberty.

2008 (Fr.): Played in all 13 games and started nine ... WVU Defensive Champion: Auburn, Connecticut ... saw action on more than 580 plays, including a season-high 58 plays against Cincinnati ... collected 33 tackles and a forced fumble for the year ... two tackles and forced the fumble which led to the winning touchdown against North Carolina in the Meineke Car Care Bowl ... season-high five tackles, including four unassisted at Connecticut ... posted four tackles against Marshall, Rutgers and Cincinnati ... also had two tackles against Auburn ... three tackles at Pitt ... three solo tackles at Louisville ... two solo tackles against USF.

Prep: Coached by Walter Frazier at Miami Carol City Senior High ... selected second-team all-state by the Miami Herald ... Dade County Top 25 by the Miami Herald ... collected 60 tackles as a senior ... had two interceptions and broke up five passes against the nation's No. 5 team, Booker T. Washington High ... registered 60 tackles as a junior ... helped lead the Chiefs to the second round of the state playoffs ... he also ran track ... finished third in the state in the triple jump ... selected first-team all-Dade County.

Personal: Birthday is Nov. 3 ... son of Veronica Sands ... majoring in communications.

Sands' Defensive Statistics

| Year | G/GS | UT | AT | TT | TFL | Sacks | Int | PD | FF | FR |
|---------------|--------------|-----------|-----------|------------|--------------|--------------|-------------|----------|----------|----------|
| 2010 | 13/13 | 34 | 19 | 53 | 6.5/35 | 1.5/7 | 1/28 | 0 | 1 | 0 |
| 2009 | 13/9 | 37 | 28 | 65 | 3.5/10 | 0 | 5/9 | 0 | 1 | 8 |
| 2008 | 13/9 | 17 | 16 | 33 | 0 | 0 | 0 | 1 | 0 | 0 |
| Totals | 39/31 | 88 | 63 | 151 | 10/45 | 1.5/7 | 6/37 | 2 | 1 | 8 |

30 J.T. Thomas

*LB, 6-2, 225, r-Sr.
Ft. Lauderdale, Fla.*



Three-year starter at weak-side linebacker ... member of punt protection and punt return teams ... a defensive playmaker who is excellent in coverage and also in space ... named 2010 first team all-BIG EAST by the BIG EAST coaches, ESPN.com and Phil Steele and second team by rivals.com ... major contributor on defense that ranked No. 2 in rushing defense and sacks, No. 3 in scoring defense and total defense ... tied for No. 8 in the BIG EAST in fumbles recovered (2) and No. 20 in tackles (73) ... BIG EAST Player of the Week honors for Rutgers ... WVU defensive player of the game for the USF and Louisville games ... second-generation WVU and all-BIG EAST linebacker (father, J.T., was a linebacker at WVU in 1994-95, earning all-BIG EAST in 1995) ... bowl trips: 2007 Gator, 2008 Fiesta, 2008 Meineke, 2010 Gator, 2010 Champs Sports.



2010 (r-Sr.): Started all 13 games ... used on more than 700 plays, including a season-high 70 at Pitt ... saw action on 50 or more plays in 10 games ... team's second-leading tackler with 73 tackles, including 36 unassisted tackles, 2.5 sacks, 7.0 tackles for loss, two forced fumbles, two fumble recoveries and four pass breakups ... registered five or more tackles in eight games ... posted three tackles, including one for loss and two pass breakups against Coastal Carolina ... eight tackles at Marshall, including assisting on a tackle for loss ... seven tackles against Maryland ... six tackles at LSU and had a pass breakup ... four tackles against UNLV, including a tackle for loss and a quarterback hurry ... three tackles against USF, including two unassisted tackles and two tackles for loss ... five tackles, including three solo stops and a one-yard sack against Syracuse ... seven tackles at UConn ... six tackles, including assisting on a tackle for loss, a fumble recovery and a pass breakup against Cincinnati ... three tackles, including two solo stops at Louisville ... four solo tackles at Pitt, including a nine-yard sack, a forced fumble and two quarterback hurries ... seven tackles, a forced fumble and had a 12-yard fumble return against Rutgers ... led all tacklers with 10 tackles, including eight unassisted against NC State in the Champs Sports Bowl.

2009 (r-Jr.): Started all 13 games ... selected first-team all-BIG EAST performer last season by the league coaches and rivals.com ... awarded the Gridiron Gladiator Award by the WVU coaching staff ... tied for No. 14 in the BIG EAST in passes defended (7) and tied for No. 20 in tackles (76) ... WVU Defensive Champion: Liberty, Syracuse ... used on more than 760 plays, including a season-high 78 against UConn ... saw action on 50 or more plays in 11 games ... second-leading tackler on the team with 76 total tackles, including assisting on a sack, seven tackles for loss, two interceptions, five pass breakups and a fumble recovery ... posted five or more tackles in nine games ... collected five tackles against Florida State in the Konica Minolta Gator Bowl ... finished with seven tackles and collected his second interception at Rutgers ... posted four tackles, including three solo stops and two tackles for loss against Pitt ... registered seven tackles, including four solo stops and assisted on a two-yard tackle for loss at Cin-

cinnati ... collected seven tackles, including five unassisted, and a pass breakup against Louisville ... seven tackles at USF ... finished with four tackles against UConn ... had three tackles, a fumble recovery and a pass breakup against Marshall ... finished with four tackles at Syracuse ... posted six tackles and his first interception of the season against Colorado ... team-high nine tackles, including five solo stops, one tackle for loss and a pass breakup at Auburn ... finished with six tackles, including three solo stops, a tackle for loss and a pass breakup against East Carolina ... led WVU in tackles with seven, including four unassisted, 2.5 tackles for loss, assisted on a sack and had a pass breakup against Liberty ... selected an "Iron Mountaineer" for the second year by his teammates because of his hard work and dedication during the offseason lifting and conditioning program.

2008 (r-So.): Started all 13 games ... awarded the Whitey Gwynne Award by the coaching staff ... WVU Defensive Champion: Auburn, Connecticut ... used on more than 750 plays, including a season-high 74 against Syracuse ... saw action in 50 or more plays in 13 games, 60 or more plays nine times and 70 or more twice ... fourth-leading tackler on the team with 65 tackles, including a team-high 10 tackles for loss, three sacks, two forced fumbles, a fumble recovery three pass breakups and a blocked punt ... double-figure tackles twice ... season-high 11 tackles, assisted on a sack and 2.5 tackles for loss against Cincinnati ... 10 tackles, including a tackle for loss at East Carolina ... eight tackles, including a tackle for loss and a pass breakup against Auburn ... seven tackles, including a six-yard sack against USF ... seven tackles, including two for loss at Pitt ... five tackles against Syracuse ... three tackles and a forced fumble against Marshall ... three tackles and a forced fumble at Connecticut ... had a tackle for loss and a fumble recovery against North Carolina in the Meineke Car Care Bowl ... 2008 Iron Mountaineer Award.

2007 (r-Fr.): Saw action in 10 games ... tallied 19 tackles, including 13 solo stops, three tackles for loss and a pass breakup ... used on more than 125 plays, including a season-high 25 against Louisville ... saw action in 22 plays against Connecticut and 20 against Rutgers ... season-high six tackles, including four solo stops and a tackle for loss against Oklahoma



Matt Timmerman

59 Matt Timmerman

OL, 6-3, 294, r-Sr.
Little Falls, N.J.



Added depth at tackle ... also used in double-tight end and power sets ... member of the field goal and PAT special team units ... Athletic Director's Academic Honor Roll ... bowl trips: 2007 Gator, 2008 Fiesta, 2008 Meineke, 2010 Gator, 2010 Champs Sports.

in the Fiesta Bowl ... Hammer Award: Rutgers ... two assisted tackles against Western Michigan ... three tackles, including one for loss and a pass breakup against Louisville ... three tackles at Cincinnati ... two solo tackles, including one for loss against Pitt ... solo tackles against Mississippi State, Rutgers and Connecticut.

2006 (Fr.): Awarded a medical redshirt after a lingering ankle sprain kept him out of action ... won the 2006 Danny Van Etten Award from WVU coaches as the scout team player of the year on defense ... scout team champion: Cincinnati.

Prep: Helped Blanche Ely High to the Florida semifinals ... first team all-Broward for coach Greg McGirt ... team captain for the 10-3 district champions ... finished with 89 tackles, 53 solo tackles, five sacks, three interceptions, three forced fumbles as a senior ... team's defensive most valuable player ... BCAA/Sun-Sentinel All-Star Game ... Florida Top 100 players by rivals.com.

Personal: Birthday is Aug. 15 ... son of J.T. Thomas and Andrea Blanks ... will graduate with his bachelor's degree in multidisciplinary studies in May 2011.

Thomas' Defensive Statistics

| Year | G/GS | UT | AT | TT | TFL | Sacks | Int | PD | FF | FR |
|---------------|--------------|------------|------------|------------|--------------|-------------|-------------|-----------|----------|----------|
| 2010 | 13/13 | 36 | 37 | 73 | 7/28 | 2.5/12 | 0 | 4 | 2 | 2 |
| 2009 | 13/13 | 34 | 42 | 76 | 7/16 | 0.5/1 | 2/29 | 5 | 0 | 1 |
| 2008 | 13/13 | 23 | 42 | 65 | 10/46 | 3/24 | 0 | 3 | 2 | 1 |
| 2007 | 10/0 | 13 | 6 | 19 | 3/9 | 0/0 | 0 | 1 | 0 | 1 |
| Totals | 49/39 | 106 | 127 | 233 | 27/99 | 6/37 | 2/29 | 13 | 4 | 4 |

2010 (r-Sr.): Played in all 13 games ... saw action on more than 130 plays, including a season high 37 against Cincinnati ... also used on more than 15 plays in five games ... part of the offensive line that paved the way for the Mountaineer offense to accumulate 400 or more yards of total offense in seven games ... WVU finished second in the BIG EAST in passing, total offense and first downs.

2009 (r-Jr.): Played in 12 games ... saw action on more than 65 plays, including a season-high 20 plays at Syracuse ... used on five or more plays five times ... had a knockdown ... helped the Mountaineers produce a 1,000-yard rusher and a 2,000-yard passer ... part of an offensive line that led the BIG EAST in rushing yards per game and No. 24 nationally.

2008 (r-So.): Added depth behind a veteran line ... saw limited time.

2007 (r-Fr.): Did not see any varsity action ... member of the scout team ... scout team offensive champion: Louisville.

2006 (Fr.): Redshirted.

Prep: Team captain for coach Angelo Desalvo at Passaic Valley High ... named first-team all-Northern Hills-Skyline League and second team all-county as a senior ... also ran track ... selected honorable-mention all-county.

Personal: Birthday is June 6 ... son of Richard and Rosanne Timmerman ... one of three children ... graduated in Dec. 2010 with a bachelor's degree in multidisciplinary studies.

56 Bobby Weston

LB, 6-1, 210, r-Sr.
Salisbury, Md.



Walk-on who was a valuable member of the defensive scout team ... added depth at line-backer ... coaching staff was impressed with his solid work ethic ... bowl trips: 2008 Meineke, 2010 Gator, 2010 Champs Sports.

2010 (r-Sr.): Didn't see any game action ... member of the defensive scout team.

2009 (r-Jr.): Didn't see any game action ... member of the defensive scout team.

2008 (r-So.): Didn't see any game action ... member of the defensive scout team.

2007 (So.): Redshirted to fulfill transfer eligibility requirements.

2006 (Fr.): Played at Salisbury University.

Prep: Played for Coach "Hoot" Gibson at James Bennett High School.

Personal: Birthday is Sept. 3 ... son of Bobby, Sr., and Aurelia Weston ... one of three children ... will graduate with a bachelor's degree in biology in May 2011.





Season
Reviews
and
Statistical
Totals
2007-10

2007 Season Review

In many ways, the 2007 football season was a trying time, but when it ended, it was viewed as one of the most successful years in Mountaineer history.

The season proved what can be accomplished by maintaining focus, despite what outside factors are occurring. From August to January, West Virginia football withstood several blows, but a resilient group of young men and an outstanding coaching staff kept the program moving forward.

Everywhere people looked and everything they read, it seemed like an entire nation was against them, but deep in their own world, the Mountaineers knew their capabilities.

From the minute the 2006 season ended with a second straight 11-win season, including the Gator Bowl victory against Georgia Tech, along with the prospect of 19 returning starters, the Mountaineers knew that the 2007 season could be a special one.

Preseason buzz from the Mountain State to the far ends of the country was running wild with all of the national prognosticators predicting the 2007 team's outcome from its fourth BIG EAST Championship, to a top-five finish, to winning the national championship.

A school-record number of season tickets were sold, every home game was filled to capacity and most of the road games were played

in front of record crowds.

Offensively, Heisman Trophy contenders and two of the top offensive players in the school's history, Steve Slaton and Patrick White, returned after posting all-star sophomore seasons, along with rugged fullback Owen Schmitt, pass-catching phenom Darius Reynaud and Ryan Stancheck and Greg Isdaner to anchor the offensive line.

Defensively, eight starters returned, led by run-stopper Keilen Dykes, pass rusher Johnny Dingle, linebackers Marc Magro and Reed Williams and defensive backs Eric Wicks, Antonio Lewis, Larry Williams and Vaughn Rivers.

The enthusiasm and anticipation grew with each passing week during the spring and summer until it was at an all-time high as the Mountaineers found themselves with a No. 3 pre-season national ranking, the highest in school history.

Everyone predicted the offense would be as explosive as ever but most of the questions surrounded the defense, especially in the secondary, which ranked 109th in pass defense in 2006.

The offense once again was potent, ranking No. 3 in rushing offense, No. 9 in scoring offense, No. 11 in passing efficiency and No. 15 in scoring offense

However, it was the defense who rose to the





Noel Devine

challenge and showed the world that they could carry the flag for the Mountaineers as well. The stalwart WVU defense finished Top 10 nationally in total defense (7), scoring defense (8) and turnover margin (9) and was ranked in the Top 20 in pass defense (14) and rush defense (18).

West Virginia opened the season with a 62-24 win over Western Michigan. The game was close throughout the first half, but the Mountaineers outscored the Broncos, 34-10, in the second half to put the game out of reach.

WVU amassed 542 yards of total offense, including 316 yards rushing and held WMU to 277 yards. White accounted for 97 yards rushing and two touchdowns, threw for 192 yards and two more scores and Slaton collected 109 yards and three touchdowns. The defense finished with three sacks, seven tackles for loss, two interceptions, forced and recovered a fumble and had eight pass breakups.

In week two, the Mountaineers traveled to Huntington to participate in the "Friends of Coal Bowl II" against Marshall. The Thundering Herd gave WVU all it could handle for two quarters, before the bigger, stronger and faster Mountaineers wore them down, scoring 21 points in each of the third and fourth quarters to provide the 25-point margin of victory.

West Virginia amassed 511 yards of total of-

fense, including 362 yards rushing and held the Herd to 121 rushing yards. Slaton finished with 146 yards rushing and two touchdowns, White collected 125 yards and a touchdown, completed 13-of-18 passes for 149 yards and two touchdowns and Reynaud registered 134 yards on nine catches and scored two touchdowns. The defense finished with four sacks, nine tackles for loss, forced two fumbles and broke up three passes. Williams had a game-high 15 tackles, a forced fumble and two tackles for loss.

WVU traveled for its second consecutive week to border-rival Maryland and left with its third win in as many weeks, 31-14, in front of an ESPN Thursday night national audience. The Mountaineers rode a strong rushing attack, which amassed 353 yards and an opportunistic defense, which held the Terps to 269 total yards, to register the victory. That was the statement game for the defense as it made the nation take notice that it was ready to give this team the support they needed for a prosperous season.

The game was tied at seven in the first quarter, before Slaton ran off three touchdowns during the second and third quarters, and Pat McAfee kicked a fourth-quarter field goal to give the Mountaineers a 31-7 lead. Slaton posted his third straight 100-yard game, finishing with 137 yards and three touchdowns, while freshman standout Noel Devine showed what he could do on the national stage with 136 yards on just five carries, including a 76-yard run.

West Virginia had one of its top performances of the season against East Carolina to run its record to 4-0. The Mountaineers collected 599 yards of total offense, including 397 yards rushing and the defense held the Pirates to only 160 total yards.

Slaton hit the 100-yard mark for the fourth game in a row, finishing with 110 yards and a touchdown. White tied a school record for completion percentage in the game, completing 18-of-20 passes for 181 yards and two touchdowns and ran for 42 yards and scored two more touchdowns. Freshman Brandon Hogan led all receivers with six receptions for 44 yards, and Reynaud scored two touchdowns. The defense collected four sacks, six tackles for loss, two forced fumbles and an interception. Wicks and linebacker Mortty Ivy led the team with six

tackles and a sack. Ivy also forced a fumble and finished with an interception.

In front of a USF record crowd and national ESPN audience, six costly turnovers and a second-quarter injury to White cost the No. 5 Mountaineers their first game of the season, 21-13. Although WVU outgained USF, 437-274, the turnovers proved too much to overcome.

Jarrett Brown, who took over for the injured White, led all runners with 61 yards and threw for 149 yards and a touchdown. Receiver Dorrell Jalloh finished with five catches for 87 yards and Reynaud had five catches and a touchdown.

Even though it dropped to No. 12 nationally, West Virginia knew it wasn't out of the conference race yet so it regrouped and ran off six-straight wins, including three against ranked teams. With some help along the way, WVU moved up the polls all the way to No. 1, heading into the final regular-season game.

Starting with a date at Syracuse, the Mountaineers collected 486 yards of total offense and the defense held the Orange to 202 yards to earn the 55-14 win. The 55 points was the most points ever scored at Syracuse by an opponent. White finished with 89 yards and a touchdown and completed 12-of-15 passes for 148 yards and another touchdown. Reynaud led all receivers with six catches for 48 yards and a touchdown. Schmitt scored two touchdowns, and Dykes intercepted a pass and rumbled 19 yards for a touchdown in the second quarter. McAfee also kicked two field goals.

West Virginia won its sixth game of the season with a 38-13 win over Mississippi State in its

final non-conference game of the season. The Mountaineers raced out to a 31-0 lead by the beginning of the second quarter and cruised to the 25-point win, running their record to four-straight wins over SEC squads. Slaton ran for 127 yards and a touchdown and caught four passes for 36 yards. White finished with 89 yards and a touchdown and threw for two more. Reynaud finished with three catches, including two for touchdowns. The WVU defense finished with three sacks, eight tackles for loss, two forced fumbles and five pass breakups.

Heading into the Rutgers game, the Mountaineers knew everything was aligned for them to control the outcome of the BIG EAST Conference race. All they had to do was take it one game at a time and win out, and they would be the champions.

In a rain-drenched game in front of an ABC audience, White finished with 156 yards rushing and a touchdown and 144 yards passing and a touchdown on 10-of-16 attempts, and Slaton collected three touchdowns and 73 yards rushing to lead WVU to a 31-3 win over the No. 25 Scarlet Knights. The Mountaineers took a 14-0 lead until Rutgers hit a field goal with 4:39 left in the first half. WVU added a field goal before halftime and scored two Slaton touchdowns to provide the final outcome. Williams finished with 13 tackles and Ivy collected 10.

Next up was the game that people had circled on their calendars as conference-rival Louisville came calling at Morgantown, looking to pull off the upset bid over the Mountaineers. After being down 31-14 with seven minutes left in the third





quarter, the Cardinals mounted a huge comeback scoring 17 unanswered points, including hitting the game-tying field goal with 3:05 left in the game. But White had other plans as he took the fourth play of the next drive and raced 50 yards for a touchdown with 1:36 left in the game and the defense held Louisville in its last series to pull out the victory.

White ran for 147 yards and a touchdown and passed for 181 yards and two more touchdowns to lead the offense. Slaton added 60 more yards and a touchdown. Reynaud led the receiving corps with six catches for 79 yards and two touchdowns. Wicks picked up a Brian Brohm fumble in the third quarter and raced 44 yards for a touchdown. Ivy led WVU with eight tackles and the defense finished with four sacks, seven tackles for loss, two forced fumbles, two interceptions and five pass breakups. McAfee had an outstanding game, averaging 42 yards on six punts and placed three inside the opponent's 20-yard line.

Then came the final road game of the season at No. 21 Cincinnati, a much-improved group from the year before. Behind a productive offense and a stingy and opportunistic defense, West Virginia took a 28-10 lead over No. 21 Cincinnati early in the fourth quarter. The Mountaineers allowed the Bearcats back into the game with two fourth-quarter fumbles which led

to two unanswered touchdowns to pull within five points with two minutes left in the game. But, WVU held on and ran out the clock to finish with a 28-23 victory for its ninth win of the season. White collected 155 yards rushing and two touchdowns, and Slaton finished with 103 yards and a touchdown.

The defense registered five sacks, nine tackles for loss, six pass breakups and two forced fumbles. Magro led West Virginia with eight tackles, two sacks, 2.5 tackles for loss and forced a fumble. Dingle had five solo tackles, one sack, four tackles for loss and a pass breakup.

The conference championship was in reach for the Mountaineers. Their backs were against the wall since the loss at USF but time and time again, the old Gold and Blue took care of business and won against UConn.

The excitement built throughout the week and was at an all-time high leading into the game. In front of a national television audience on ESPN, the Mountaineers proved their worth to the nation and left no doubt they were the better team, soundly defeating the Huskies, 66-21.

WVU amassed a season-high 624 yards, including 517 yards rushing and the defense finished with a season-high five sacks and 10 tackles for loss and recovered three fumbles.

The Huskies scored the first touchdown, taking an early 7-0 lead. WVU then responded with 24-straight points, before UConn scored right before the half, giving the Mountaineers the 24-14 lead.

The second-half belonged to WVU. The Mountaineers scored 42-straight second-half points, holding a 66-14 lead midway through the fourth quarter. Six different WVU performers scored in the second half, including linebacker Williams, who recovered a fumble in the end zone.

White rushed for a season-high 186 yards and two touchdowns, and Devine showed his ability once again, posting 118 yards and a touchdown. Slaton had two touchdowns, Jock Sanders and Ed Collington finished with a touchdown for a season-high seven rushing touchdowns for the game. White threw for 107 yards and a touchdown, with 76 of the yards going to Reynaud, along with a touchdown.

With the BIG EAST Conference championship and BCS Bowl invite in hand, the Mountaineers

were ranked No. 1 in the nation for the first time in the school's history, and could set their sights on earning a trip to the BCS National Championship game.

Unfortunately, Pitt had a different plan for the 100th meeting in the "Backyard Brawl." The Panthers saddled the Mountaineers with one of the worst losses in school history, 13-9, and knocked them out of the national championship picture. The Pitt defense held the potent WVU offense to 183 total yards, including just 104 rushing yards.

The Mountaineer defense was one bright spot for the game, holding the Pitt offense to 225 total yards. The defense collected a sack, two interceptions and six tackles for loss.

After the disappointment of losing the game the day before, West Virginia found out that its bowl fortunes would send them to the prestigious Tostitos Fiesta Bowl to face one of the best teams in the nation, No. 3 Oklahoma in Glendale, Ariz.

The following week, the Mountaineers faced even more disappointment when head coach Rich Rodriguez left to take the head coaching job at Michigan.

However, on the scene came interim head coach Bill Stewart, who guided the team through the bowl season. The coaching staff did an outstanding job of organizing the practices, keeping the team focused and prepared for what seemed to be an insurmountable challenge against Big XII Oklahoma.

No one gave the Mountaineers a chance to win except the proud people from the state of West Virginia. In fact, 84 percent of the nation said Oklahoma would win on ESPN.com, which served as a major motivating factor for the team.

Behind the leadership of an outstanding senior class, along with their stout play on the field, West Virginia showed why it belonged among the nation's elite and could make the claim that it was the best team in the country. The Mountaineers played one of the best games of the year offensively and defensively, wearing out the mighty Sooners by 20 points, 48-28.

The Mountaineer offense gathered 525 yards of total offense, including 349 yards on the ground. The defense held the Sooners' potent running attack to under 200 yards and finished with three sacks, seven tackles for loss, an interception and a forced fumble.

White, the bowl's offensive most valuable player, accounted for more than 300 yards of total offense, including 150 on the ground and 176 through the air with two touchdowns. Devine, subbing for Slaton, who tweaked a hamstring early in the game, finished with 108 yards and two touchdowns and caught two receptions for 47 yards. Schmitt rumbled for a 57-yard score, and Reynaud scored on a 30-yard reverse and a 21-yard reception. McAfee kicked two field goals and had an outstanding punting game, averaging 58.5 yards on four punts and put two inside the OU 20-yard line.

Reed Williams, the bowl's defensive MVP, finished with nine tackles, including seven solo tackles, a sack, two tackles for loss and forced a fumble. Ryan Mundy collected 11 tackles, Dingle had a sack and Lewis finished with a sack.

The good news continued to roll into the next day when Stewart was named the 32nd head coach in the school's history.

Ten Mountaineers were named to the BIG EAST All-Conference teams. White was named Offensive Player of the Year for the second consecutive year and Greg Isdaner, Dykes and Wicks were named to the first team. Reynaud, Mike Dent, Slaton, McAfee, Dingle and Magro were selected to the second team.

White finished No. 6 in the Heisman Trophy voting and was a semifinalist for the Maxwell Club, Walter Camp Football Foundation and Johnny Unitas Golden Arm Awards. Stanek was named to five different All-American teams, while White, Dingle and Magro were also honored and Scooter Berry and Noel Devine were named to rivals.com freshman All-America team.

No team in the nation had more success than West Virginia in 2007, and yet no team persevered through more adversity. The 2008 Tostitos Fiesta Bowl victory was the shining moment that proved that no one should ever underestimate the strength of a Mountaineer.

2007 Statistical Totals

| Date | Opponent | Result | Score | Attend. |
|----------|--------------------|--------|-------|---------|
| Sept. 1 | Western Michigan | W | 62-24 | 60,563 |
| Sept. 8 | at Marshall | W | 48-23 | 40,383 |
| Sept. 13 | at Maryland | W | 31-14 | 53,107 |
| Sept. 22 | East Carolina | W | 48-7 | 60,021 |
| Sept. 28 | at (18) USF | L | 13-21 | 67,012 |
| Oct. 6 | at Syracuse | W | 55-14 | 35,345 |
| Oct. 19 | Mississippi State | W | 38-13 | 61,022 |
| Oct 27 | at (25) Rutgers | W | 31-3 | 43,620 |
| Nov. 8 | Louisville | W | 38-31 | 60,992 |
| Nov. 17 | at (21) Cincinnati | W | 28-23 | 35,097 |
| Nov. 24 | (20) Connecticut | W | 66-21 | 59,701 |
| Dec. 1 | Pitt | L | 9-13 | 60,100 |
| Jan. 2 | *vs. (3) Oklahoma | W | 48-28 | 70,016 |

* Tostitos Fiesta Bowl

| Team Statistics | WVU | Opponents |
|----------------------------|-----------|------------|
| First Downs..... | 279 | 222 |
| Rushing..... | 174 | 88 |
| Passing..... | 87 | 110 |
| Penalty..... | 18 | 24 |
| Rushing Yardage..... | 3864 | 1468 |
| Yards gained rushing..... | 4163 | 1917 |
| Yards lost rushing..... | 299 | 449 |
| Rushing Attempts..... | 628 | 486 |
| Average Per Rush..... | 6.2 | 3.0 |
| Average Per Game..... | 297.2 | 112.9 |
| TDs Rushing..... | 49 | 13 |
| Passing Yardage..... | 2067 | 2454 |
| Att-Comp-Int..... | 265-176-6 | 385-216-16 |
| Average Per Pass..... | 7.8 | 6.4 |
| Average Per Catch..... | 11.7 | 11.4 |
| Average Per Game..... | 159.0 | 188.8 |
| TDs Passing..... | 16 | 15 |
| Total Offense..... | 5931 | 3922 |
| Total Plays..... | 893 | 871 |
| Average Per Play..... | 6.6 | 4.5 |
| Average Per Game..... | 456.2 | 301.7 |
| Kick Returns: #-Yards..... | 49-1124 | 81-1708 |
| Punt Returns: #-Yards..... | 44-529 | 21-112 |
| Int Returns: #-Yards..... | 16-188 | 6-40 |
| Kick Return Average..... | 22.9 | 21.1 |
| Punt Return Average..... | 12.0 | 5.3 |
| Int. Return Average..... | 11.8 | 6.7 |
| Fumbles-Lost..... | 28-15 | 31-18 |
| Penalties-Yards..... | 71-686 | 89-737 |
| Average Per Game..... | 52.8 | 56.7 |
| Punts-Yards..... | 49-2023 | 80-3249 |
| Average Per Punt..... | 41.3 | 40.6 |
| Net punt average..... | 37.8 | 33.0 |
| Time of Possession..... | 30:11 | 29:46 |
| 3rd-Down Conversion..... | 83/173 | 71/197 |
| 3rd-Down Pct..... | 48% | 36% |
| 4th-Down Conversion..... | 6/15 | 9/19 |
| 4th-Down Pct..... | 40% | 47% |
| Sack-by-Yards..... | 40-257 | 13-61 |
| Misc Yards..... | 27 | 0 |
| Touchdowns Scored..... | 68 | 29 |
| Field Goals-Attempts..... | 13-19 | 12-15 |
| On-Side Kicks..... | 0-0 | 1-3 |
| Red-Zone Scores..... | 55-63 87% | 31-36 86% |
| Red-Zone Touchdowns..... | 47-63 75% | 22-36 61% |
| PAT-Attempts..... | 66-67 99% | 23-24 96% |

| Scoring By Quarters | 1st | 2nd | 3rd | 4th | Total |
|---------------------|-----|-----|-----|-----|-------|
| Opponents | 44 | 68 | 60 | 63 | 235 |
| West Virginia | 127 | 123 | 135 | 130 | 515 |

| Rushing | Att. | Net | Avg. | TD | Long |
|------------------------|------------|-------------|------------|-----------|-----------|
| White, Pat..... | 197 | 1,335 | 6.8 | 14 | 64 |
| Slaton, Steve..... | 211 | 1051 | 5.0 | 17 | 58 |
| Devine, Noel..... | 73 | 627 | 8.6 | 6 | 76 |
| Brown, Jarrett..... | 49 | 327 | 6.7 | 3 | 51 |
| Schmitt, Owen..... | 47 | 272 | 5.8 | 4 | 57 |
| Sanders, Jock..... | 16 | 105 | 6.6 | 2 | 56 |
| Reynaud, Darius..... | 11 | 103 | 9.4 | 1 | 64 |
| Collington, Ed..... | 14 | 83 | 5.9 | 2 | 17 |
| Bednarik, Adam..... | 3 | 13 | 4.3 | 0 | 6 |
| Harrison, Markell..... | 1 | -7 | -7.0 | 0 | 0 |
| Team..... | 6 | -45 | -7.5 | 0 | 0 |
| WVU..... | 628 | 3864 | 6.2 | 49 | 76 |
| Opponents..... | 486 | 1468 | 3.0 | 13 | 44 |

| Passing | Comp/Att/Int | Pct. | Yards | TD | Long |
|-----------------------|-------------------|-------------|-------------|-----------|-----------|
| White, Pat..... | 144/216/4 | 66.7 | 1,724 | 14 | 79 |
| Brown, Jarrett..... | 31/48/2 | 64.6 | 341 | 2 | 43 |
| Bednarik, Adam..... | 1/1/0 | 100.0 | 2 | 0 | 2 |
| WVU..... | 176/265/6 | 66.4 | 2067 | 16 | 79 |
| Opponents..... | 216/385/16 | 56.1 | 2454 | 15 | 70 |

| Total Offense | Rush/Pass | Total Plays | Total Yards | Game Avg. |
|------------------------|--------------------|-------------|--------------|--------------|
| White, Pat..... | 1335/1724 | 413 | 3059 | 253.3 |
| Slaton, Steve..... | 1051/0 | 211 | 1051 | 80.8 |
| Brown, Jarrett..... | 327/341 | 97 | 668 | 66.8 |
| Devine, Noel..... | 627/0 | 73 | 627 | 52.2 |
| Schmitt, Owen..... | 272/0 | 47 | 272 | 20.9 |
| Sanders, Jock..... | 105/0 | 16 | 105 | 8.1 |
| Reynaud, Darius..... | 103/0 | 11 | 103 | 7.9 |
| Collington, Ed..... | 83/0 | 14 | 83 | 11.9 |
| Bednarik, Adam..... | 13/2 | 4 | 15 | 1.9 |
| Harrison, Markell..... | -7/0 | 1 | -7 | -3.5 |
| Team..... | -45/0 | 6 | -45 | -6.4 |
| WVU..... | 3,864/2,067 | 893 | 5,931 | 456.2 |
| Opponents..... | 1,468/2,454 | 871 | 3,922 | 301.7 |

| Receiving | No. | Yards | Avg. | TD | Long |
|-----------------------|------------|--------------|-------------|-----------|-----------|
| Reynaud, Darius..... | 64 | 733 | 11.5 | 12 | 58 |
| Slaton, Steve..... | 26 | 350 | 13.5 | 1 | 51 |
| Jalloh, Dorrell..... | 24 | 272 | 11.3 | 1 | 43 |
| Schmitt, Owen..... | 12 | 121 | 10.1 | 1 | 31 |
| Sanders, Jock..... | 12 | 102 | 8.5 | 0 | 23 |
| Hogan, Brandon..... | 12 | 67 | 5.6 | 0 | 12 |
| Gonzales, Tito..... | 10 | 219 | 21.9 | 1 | 79 |
| Lyons, Wes..... | 7 | 111 | 15.9 | 0 | 21 |
| Devine, Noel..... | 7 | 90 | 12.9 | 0 | 34 |
| Davis, Eddie..... | 1 | 2 | 2.0 | 0 | 2 |
| Johnson, Will..... | 1 | 0 | 0.0 | 0 | 0 |
| WVU..... | 176 | 2,067 | 11.7 | 16 | 79 |
| Opponents..... | 216 | 2,454 | 11.4 | 15 | 70 |

| Punt Returns | No. | Yards | Avg. | TD | Long |
|-----------------------|-----------|------------|-------------|----------|-----------|
| Rivers, Vaughn..... | 41 | 479 | 11.7 | 0 | 51 |
| Sanders, Jock..... | 2 | 43 | 21.5 | 0 | 23 |
| Lewis, Antonio..... | 1 | 7 | 7.0 | 0 | 7 |
| WVU..... | 44 | 529 | 12.0 | 0 | 51 |
| Opponents..... | 21 | 112 | 5.3 | 0 | 26 |

| Field Goals | 20-29 | 30-39 | 40-49 | 50+ | Block | Total | Long |
|-------------|-------|-------|-------|-----|-------|-------|------|
| McAfee | 2-4 | 6-7 | 5-6 | 0-2 | 1 | 13-18 | 49 |

| FG Sequence | West Virginia | Opponents |
|-------------------|---------------------|--------------------|
| Western Michigan | - | (34) |
| Marshall | - | (32),(26), (34) |
| Maryland | 22,(32) | - |
| East Carolina | (31),(34) | - |
| USF | (36),(35) | 47 |
| Syracuse | (49),(23) | - |
| Mississippi State | (42) | - |
| RUTGERS | (42) | (39),41 |
| Louisville | (28) | (37) |
| Cincinnati | - | (42) |
| Connecticut | (46),56 | - |
| Pitt | 20,32 | (48),35, (18) |
| Oklahoma | 50,(38), (42),44 | (37),(24), (42) |

Numbers in (parentheses) indicate field goal was made.

| Extra Points | Kick | Block | Rush | Pass | Points |
|------------------|--------------|----------|----------|----------|-----------|
| McAfee, Pat | 64-65 | 0 | 0 | 0 | 64 |
| Glenn, Chris | 2-2 | 0 | 0 | 0 | 2 |
| WVU | 66-67 | 0 | 0 | 0 | 66 |
| Opponents | 23-24 | 0 | 0 | 1 | 25 |

| Punting | No. | Yards | Avg. | Blocked | Long |
|------------------|-----------|--------------|-------------|----------|-----------|
| McAfee, Pat | 46 | 1,962 | 42.7 | 0 | 71 |
| Schmitt, Owen | 3 | 61 | 20.3 | 0 | 27 |
| WVU | 49 | 2,023 | 41.3 | 0 | 71 |
| Opponents | 80 | 3,249 | 40.6 | 1 | 61 |

| Kick Returns | No. | Yards | Avg. | TD | Long |
|------------------|-----------|--------------|-------------|----------|-----------|
| Devine, Noel | 22 | 511 | 23.2 | 0 | 48 |
| Rivers, Vaughn | 10 | 243 | 24.3 | 0 | 33 |
| Reynaud, Darius | 8 | 211 | 26.4 | 0 | 37 |
| Sanders, Jock | 3 | 58 | 19.3 | 0 | 27 |
| Slaton, Steve | 2 | 47 | 23.5 | 0 | 26 |
| Sowers, Nate | 1 | 16 | 16.0 | 0 | 16 |
| Davis, Eddie | 1 | 24 | 24.0 | 0 | 24 |
| Hale, Trippe | 1 | 14 | 14.0 | 0 | 14 |
| Team | 1 | 0 | 0.0 | 0 | 0 |
| WVU | 49 | 1,124 | 22.9 | 0 | 48 |
| Opponents | 81 | 1,708 | 21.0 | 0 | 77 |

| Interceptions | No. | Yards | Avg. | TD | Long |
|------------------|-----------|------------|-------------|----------|-----------|
| Wicks, Eric | 3 | 0 | 0.0 | 0 | 0 |
| Lewis, Antonio | 3 | 48 | 16.0 | 0 | 48 |
| Mundy, Ryan | 3 | 75 | 25.0 | 0 | 32 |
| Rivers, Vaughn | 1 | 0 | 0.0 | 0 | 0 |
| Dykes, Keilen | 1 | 19 | 19.0 | 1 | 19 |
| Lankster, Ellis | 1 | 22 | 22.0 | 0 | 22 |
| Ivy, Mortty | 1 | 2 | 2.0 | 0 | 2 |
| Allen, Franchot | 1 | 10 | 10.0 | 0 | 10 |
| Williams, Reed | 1 | 12 | 12.0 | 0 | 12 |
| Andrews, Quinton | 1 | 0 | 0.0 | 0 | 0 |
| WVU | 16 | 188 | 11.8 | 1 | 48 |
| Opponents | 6 | 40 | 6.7 | 1 | 26 |

| Scoring | Rec/Rush/Ret | K/P/R | FG | Saf | TP |
|------------------|----------------|---------------|-----------|----------|------------|
| Slaton, Steve | 1/17/0 | 0/0/0 | 0 | 0 | 108 |
| McAfee, Pat | 0/0/0 | 64/0/0 | 13 | 0 | 103 |
| White, Pat | 14/0/0 | 0/0/0 | 0 | 0 | 84 |
| Reynaud, Darius | 12/1/0 | 0/0/0 | 0 | 0 | 78 |
| Devine, Noel | 0/6/0 | 0/0/0 | 0 | 0 | 36 |
| Schmitt, Owen | 1/4/0 | 0/0/0 | 0 | 0 | 30 |
| Brown, Jarrett | 0/3/0 | 0/0/0 | 0 | 0 | 18 |
| Sanders, Jock | 0/2/0 | 0/0/0 | 0 | 0 | 12 |
| Collington, Ed | 0/2/0 | 0/0/0 | 0 | 0 | 12 |
| Dykes, Keilen | 0/0/1 | 0/0/0 | 0 | 0 | 6 |
| Gonzales, Tito | 1/0/0 | 0/0/0 | 0 | 0 | 6 |
| Jalloh, Dorrell | 1/0/0 | 0/0/0 | 0 | 0 | 6 |
| Williams, Reed | 0/0/1 | 0/0/0 | 0 | 0 | 6 |
| Wicks, Eric | 0/0/1 | 0/0/0 | 0 | 0 | 6 |
| Team | 0/0/0 | 0/0/0 | 0 | 1 | 2 |
| Glenn, Chris | 0/0/0 | 2/0/0 | 0 | 0 | 2 |
| WVU | 49/16/3 | 66/0/0 | 13 | 1 | 515 |
| Opponents | 13/15/1 | 23/1/1 | 12 | 0 | 235 |

All-Purpose Yardage

| | Rush/Rec. | PR/KR/IR | Yards | Avg. |
|-------------------|--------------------|----------------------|--------------|--------------|
| Slaton, Steve | 1,051/350 | 0/47/0 | 1,448 | 111.4 |
| White, Pat | 1,335/0 | 0/0/0 | 1,335 | 102.7 |
| Devine, Noel | 627/90 | 0/511/0 | 1,228 | 102.3 |
| Reynaud, Darius | 103/733 | 0/211/0 | 1,047 | 80.5 |
| Rivers, Vaughn | 0/0 | 479/243/0 | 722 | 55.5 |
| Schmitt, Owen | 272/121 | 0/0/0 | 393 | 30.2 |
| Brown, Jarrett | 327/0 | 0/0/0 | 327 | 32.7 |
| Sanders, Jock | 105/102 | 43/58/0 | 308 | 23.7 |
| Jalloh, Dorrell | 0/272 | 0/0/0 | 272 | 20.9 |
| Gonzales, Tito | 0/219 | 0/0/0 | 219 | 16.8 |
| Lyons, Wes | 0/111 | 0/0/0 | 111 | 9.2 |
| Collington, Ed | 83/0 | 0/0/0 | 83 | 11.9 |
| Mundy, Ryan | 0/0 | 0/0/75 | 75 | 5.8 |
| Hogan, Brandon | 0/67 | 0/0/0 | 67 | 6.7 |
| Lewis, Antonio | 0/0 | 7/0/48 | 55 | 4.2 |
| Davis, Eddie | 0/2 | 0/24/0 | 26 | 6.5 |
| Lankster, Ellis | 0/0 | 0/0/22 | 22 | 2.4 |
| Dykes, Keilen | 0/0 | 0/0/19 | 19 | 1.5 |
| Sowers, Nate | 0/0 | 0/16/0 | 16 | 1.6 |
| Hale, Trippe | 0/0 | 0/14/0 | 14 | 1.1 |
| Bednarik, Adam | 13/0 | 0/0/0 | 13 | 0.9 |
| Allen, Franchot | 0/0 | 0/0/10 | 10 | 0.8 |
| Harrison, Markell | -7/0 | 0/0/0 | -7 | -3.5 |
| Team | -45/0 | 0/0/0 | -45 | -6.4 |
| WVU | 3,864/2,067 | 529/1,124/188 | 7,772 | 597.8 |
| Opponents | 1,468/2,454 | 112/1,708/40 | 5,782 | 444.8 |

| Fumble Returns | No. | Yds | Avg | TD | Long |
|------------------|----------|------------|-------------|----------|-----------|
| IVY, Mortty | 1 | 25 | 25.0 | 0 | 25 |
| MAGRO, Marc | 1 | 39 | 39.0 | 0 | 39 |
| WICKS, Eric | 1 | 44 | 44.0 | 1 | 44 |
| WILLIAMS, Reed | 0 | 0 | 0.0 | 1 | 0 |
| Total | 3 | 108 | 36.0 | 2 | 44 |
| Opponents | 1 | 44 | 44.0 | 0 | 44 |

| Defense | GP | -----Tackles----- | | | | --Sacks-- ----Pass Def.---- | | | ---Fumbles--- | | Blkd. | |
|---------------------|-----------|-------------------|------------|------------|---------------|-----------------------------|---------------|-----------|---------------|-----------|----------|----------|
| | | Solo | Ast. | Total | TFL/Yds | No./Yards | Int./Yards | BrUp. | Rcv./Yds. | FF | Kick | Saf. |
| 47 WILLIAMS, Reed | 13 | 48 | 59 | 107 | 5.5/14 | 1/6 | 1/12 | 2 | 1/0 | 3 | 0 | 0 |
| 44 IVY, Mortty | 13 | 48 | 41 | 89 | 11/49 | 6/40 | 1/2 | 1 | 2/25 | 3 | 0 | 0 |
| 53 MAGRO, Marc | 13 | 41 | 42 | 83 | 12/65 | 8/56 | 0 | 1 | 1/39 | 2 | 0 | 0 |
| 29 MUNDY, Ryan | 13 | 30 | 32 | 62 | 0.5/1 | 0 | 3/75 | 7 | 3/0 | 0 | 0 | 0 |
| 8 ANDREWS, Q. | 10 | 28 | 23 | 51 | 2.5/8 | 1.5/6 | 1/0 | 4 | 0 | 0 | 0 | 0 |
| 41 WICKS, Eric | 13 | 26 | 24 | 50 | 7/36 | 2/14 | 3/0 | 6 | 2/44 | 1 | 0 | 0 |
| 6 LEWIS, Antonio | 13 | 33 | 16 | 49 | 2.5/13 | 1/8 | 3/48 | 6 | 0 | 1 | 0 | 0 |
| 92 DINGLE, Johnny | 13 | 30 | 18 | 48 | 19/83 | 9/53 | 0 | 3 | 1/0 | 2 | 0 | 0 |
| 1 HOLMES, John | 13 | 23 | 16 | 39 | 3.5/13 | 1/8 | 0 | 0 | 1-0 | 1 | 0 | 0 |
| 96 DYKES, Keilen | 13 | 18 | 14 | 32 | 4/29 | 3/25 | 1/19 | 1 | 3-0 | 1 | 0 | 0 |
| 22 MALIK, Ridwan | 13 | 20 | 11 | 31 | 5/17 | 1/8 | 0 | 2 | 0 | 0 | 0 | 0 |
| 93 BERRY, Scooter | 13 | 13 | 14 | 27 | 4.5/14 | 0.5/2 | 0 | 2 | 3/0 | 1 | 0 | 0 |
| 55 HATHAWAY, Bobby | 10 | 13 | 7 | 20 | 1/2 | 0 | 0 | 0 | 0 | 0 | 0 | 0 |
| 30 THOMAS, J.T. | 10 | 13 | 6 | 19 | 3/9 | 0 | 0 | 1 | 0 | 0 | 0 | 0 |
| 15 PUGH, Charles | 12 | 14 | 5 | 19 | 1/6 | 1/6 | 0 | 0 | 0 | 2 | 1 | 0 |
| 36 GLOVER, Sidney | 12 | 14 | 4 | 18 | 1/4 | 1/4 | 0 | 0 | 0 | 1 | 0 | 0 |
| 3 WILLIAMS, Larry | 13 | 13 | 5 | 18 | 0 | 0 | 0 | 2 | 1/0 | 0 | 0 | 0 |
| 24 LANKSTER, Ellis | 9 | 11 | 5 | 16 | 0 | 0 | 1/22 | 1 | 0 | 0 | 0 | 0 |
| 19 RIVERS, Vaughn | 13 | 11 | 3 | 14 | 0 | 0 | 1/0 | 0 | 0 | 1 | 0 | 0 |
| 20 ALLEN, Franchot | 13 | 12 | 2 | 14 | 0 | 0 | 1/10 | 0 | 0 | 0 | 0 | 0 |
| 29 HALE, Trippe | 13 | 9 | 5 | 14 | 0 | 0 | 0 | 0 | 0 | 1 | 0 | 0 |
| 31 LAZEAR, Pat | 13 | 6 | 8 | 14 | 0.5/1 | 0 | 0 | 0 | 0 | 0 | 0 | 0 |
| 90 NEILD, Chris | 11 | 8 | 5 | 13 | 0.5/2 | 0.5/2 | 0 | 0 | 0 | 0 | 0 | 0 |
| 45 LEONARD, A. | 10 | 5 | 8 | 13 | 0 | 0 | 0 | 0 | 0 | 0 | 0 | 0 |
| 99 MERROW, Thor | 8 | 4 | 5 | 9 | 0 | 0 | 0 | 0 | 0 | 0 | 0 | 0 |
| 91 SLAVONIC, Doug | 12 | 5 | 4 | 9 | 0 | 0 | 0 | 1 | 0 | 0 | 0 | 0 |
| 17 RICHARDSON, Kent | 13 | 6 | 3 | 9 | 0 | 0 | 0 | 1 | 0 | 0 | 0 | 0 |
| 56 EMERY, Andy | 13 | 2 | 5 | 7 | 0 | 0 | 0 | 0 | 0 | 0 | 0 | 0 |
| 12 SOWERS, Nate | 10 | 4 | 3 | 7 | 1/1 | 0 | 0 | 0 | 0 | 0 | 0 | 0 |
| 9 DERVIL, Guesly | 11 | 2 | 4 | 6 | 0 | 0 | 0 | 0 | 0 | 0 | 0 | 0 |
| 57 COOPER, Zac | 13 | 3 | 3 | 6 | 3.5/14 | 2.5/13 | 0 | 1 | 0 | 0 | 0 | 0 |
| 85 JOHNSON, Will | 10 | 1 | 3 | 4 | 0 | 0 | 0 | 0 | 0 | 0 | 0 | 0 |
| 40 MCAFEE, Pat | 13 | 2 | 1 | 3 | 0 | 0 | 0 | 0 | 0 | 0 | 0 | 0 |
| 38 TURNER, Eric | 7 | 1 | 2 | 3 | 0 | 0 | 0 | 0 | 0 | 0 | 0 | 0 |
| 46 HUGHES, Adam | 13 | 1 | 2 | 3 | 0 | 0 | 0 | 0 | 0 | 0 | 0 | 0 |
| 49 GOULBOURNE, Ovid | 4 | 1 | 1 | 2 | 0.5/1 | 0 | 0 | 0 | 0 | 0 | 0 | 0 |
| 42 SIMS, Archie | 1 | 1 | 1 | 2 | 0 | 0 | 0 | 0 | 0 | 0 | 0 | 0 |
| 86 MORRONE, Sam | 13 | 0 | 2 | 2 | 0 | 0 | 0 | 0 | 0 | 0 | 0 | 0 |
| 21 JALLOH, Dorrell | 13 | 1 | 1 | 2 | 0 | 0 | 0 | 0 | 0 | 0 | 0 | 0 |
| 95 INGRAM, James | 5 | 1 | 1 | 2 | 0 | 0 | 0 | 0 | 0 | 0 | 0 | 0 |
| 35 SCHMITT, Owen | 13 | 1 | 0 | 1 | 0 | 0 | 0 | 0 | 0 | 0 | 0 | 0 |
| 89 BILOKONSKY, Mike | 6 | 1 | 0 | 1 | 0 | 0 | 0 | 0 | 0 | 0 | 0 | 0 |
| 10 SLATON, Steve | 13 | 1 | 0 | 1 | 0 | 0 | 0 | 0 | 0 | 0 | 0 | 0 |
| 2 REYNAUD, Darius | 13 | 1 | 0 | 1 | 0 | 0 | 0 | 0 | 0 | 0 | 0 | 0 |
| 5 WHITE, Pat | 13 | 1 | 0 | 1 | 0 | 0 | 0 | 0 | 0 | 0 | 0 | 0 |
| 97 BROXIE, Marcus | 4 | 0 | 0 | 0 | 0 | 0 | 0 | 1 | 0 | 0 | 0 | 0 |
| TM TEAM | 13 | 0 | 0 | 0 | 0 | 0 | 0 | 0 | 0 | 0 | 0 | 1 |
| Total | 13 | 527 | 414 | 941 | 89/381 | 40/257 | 16/188 | 43 | 18/108 | 20 | 1 | 1 |
| Opponents | 13 | | | | 79/246 | 13/61 | 6/40 | 19 | 14/44 | 15 | 1 | 0 |

2008 Season Review

In life, there is always one constant - nothing stays the same – things change. Changes are made, routines are different and people have to adapt. Transition is tough in all walks of life. This was the case with the West Virginia University football team. A new head coach and coaching staff made 2008 a transition year for the Mountaineers.

Heading into the season, the Mountaineers lost three offensive playmakers to the NFL, and the defense lost eight starters, including Reed Williams, who after having shoulder surgery tried to play but was forced to sit out.

The offensive line returned in tact from the previous season, and Pat White, a preseason Playboy All-American returned, so expectations were running high from the fan base.

Transitions are sometimes tougher in athletics where routines are the norm. Faced with making a transition to a new coaching staff, the Mountaineers handled the challenge with a positive attitude.

The 19 seniors were the true heroes of this team. They led, counseled, advised and left as



the all-time winningest class in school history.

The Bill Stewart era officially got underway on Aug. 30 against Villanova. A sellout crowd watched as No. 8-ranked West Virginia left no doubt as to the game's outcome jumping on the Wildcats early. By throwing a career best five touchdown passes, White led the Mountaineers to the 48-21 victory.

Wide receiver Alric Arnett's first two career catches went for touchdowns, as did Will Johnson's first career catch. Nine different Mountaineers on defense played in their first collegiate game, and WVU got the season and the Stewart era officially started the right way – with a victory.

Things didn't go quite as well in game two as a senior-laden East Carolina squad was ready to ambush the Mountaineers. A fumble here and a missed tackle there, and the Pirates ended a seven game losing streak to the Mountaineers, winning 24-3.

West Virginia needed to regroup before a Thursday night non-conference contest at Colorado in game three. Early miscues allowed the Buffs to jump out to a 14-0 lead, but behind White, the Mountaineers neutralized the deficit.

White ran for 148 yards and two touchdowns, and Noel Devine added 133 yards to lead the Mountaineers ground game that amassed 311 yards. As in other cases throughout his career, White put the Mountaineers on his back, scoring two touchdowns to tie the game at 14-14 in the third quarter.

The game stayed tied throughout the remainder of the second half, forcing an overtime session. The Mountaineers had the first possession, but Pat McAfee's 23-yard field goal hit the upright to turn the ball over to the Buffaloes. Colorado kicker Alric Goodman sealed the 17-14 win, hitting a 25-yarder to end the game.

The loss did not erase the tremendous effort put forth by the Mountaineer defense as the unit kept the Buffs scoreless for more than three and a half quarters of action. Quinton Andrews led all tacklers with 15 stops.

Despite the loss, the coaching staff saw great improvement from game two to three. That night in the locker room with the coaches and players hurting from a tough defeat, the Mountaineers bonded and came together and were ready to face the rest of the season.

It was time to head back home and get back on the winning track against Marshall. The

Mountaineers proceeded to run off five-straight wins, including winning the entire month of October to run their record to 6-2 overall and 3-0 in the BIG EAST.

The WVU defense was spectacular, holding the Herd to just three points. Dating back to the Colorado game with the return of Williams, the WVU defense had gone seven quarters without giving up a touchdown.

On offense, Devine accounted for 125 yards rushing in West Virginia's second-straight 300-yard rushing performance, White completed 17-of-21 for 130 yards and two touchdowns and with McAfee's 55-yard punting average in the game, the Mountaineers put together a solid victory.

Receiver Jock Sanders finished with a career-best eight catches for 60 yards and a touchdown, Arnett had five catches for 54 yards and Dorrell Jalloh finished with two catches for 32 yards and a touchdown. Defensively, Williams led all tacklers with 11 tackles, including two for loss.

The victory over Marshall came at the right time as West Virginia evened its record at 2-2, before starting BIG EAST play. In the league opener, the Rutgers Scarlet Knights came to Morgantown looking to break a 14-game losing streak to the Mountaineers, and the Knights also were looking for their first win ever in Morgantown.

West Virginia took a 17-3 lead in the second quarter on tight end Tyler Urban's first career catch, a 14-yard touchdown catch by Sanders and a 40-yard McAfee field goal.

When the dust settled, it was West Virginia that defeated Rutgers for the 14th-straight time. Led by White and Jarrett Brown on offense, along with a strong defensive effort that held the Scarlet Knights to just 72 rushing yards, the Mountaineers started the BIG EAST season on the winning side.



White completed 12-of-17 passes for 137 yards and two touchdowns and ran for 59 yards. Devine ran for 55 yards and Brown ran for 44 yards and a touchdown.

Linebacker Anthony Leonard received his first career start, taking over the middle for the injured Williams. He led the WVU defense with nine tackles, including a tackle for loss.

In game six, West Virginia had to avoid a letdown. The Mountaineers were looking for a seventh-straight win over Syracuse.

With White sitting the game out with an injury, it was up to an injured Brown to lead the offense, and for the Mountaineer defense to keep the Orange in check.

Syracuse used a 16-play drive on its opening possession to take an early 3-0 lead on a 26-yard field goal from Morgantown native Patrick Shadle. That lead lasted until the second quarter when Sanders caught a 12-yard touchdown from Brown, giving the Mountaineers a 7-3 lead.

The Orange wouldn't go away as they drew within one, 7-6, just before halftime on a second Shadle field goal from 53-yards away.

Neither team scored in the third quarter, and West Virginia extended its lead to 10-6 on a 12-play drive at the beginning of the fourth quarter on a 33-yard field goal from McAfee. Syracuse came back again as it drove 59 yards down the field and was in the red zone, threatening for the go-ahead score. However, once again the defense held its ground and stymied the Orange, holding them on fourth down.



Jock Sanders

Then on WVU's next possession, Devine's third down 92-yard burst sealed the win. It was the second longest touchdown run in school and stadium history. The Mountaineer defense bent but did not break, allowing Syracuse only six points. With so many injuries going into the game, it was important to get the win, and the Mountaineers stood at 4-2 overall and 2-0 in the BIG EAST.

Game seven brought the final non-conference game of the regular season to Morgantown as the Auburn Tigers from the SEC visited Milan Puskar Stadium. A fall Thursday night and a national television audience set the stage for the showdown.

Auburn took advantage of two early interceptions to claim a 17-3 advantage.

When the Tigers went for the jugular and recovered an onside kick in the second quarter, it was the Mountaineer defense that turned the tide and sent the visitors to the sidelines in three downs. That defensive stand turned the momentum and from there, the Mountaineer offense took off.

West Virginia scored 31 unanswered points behind a career-high 207 yards rushing from Devine and three touchdowns passing from

White to claim the program's fifth-straight win over an SEC opponent. Jalloh came up big with four catches for 53 yards, including two touchdowns and Arnett finished with a 44-yard touchdown reception.

The WVU defense held the Tigers scoreless in the second half behind a career-high 16 tackles from Leonard, and it was West Virginia's best all-around performance to date.

With non-conference play finished, the five remaining games allowed the Mountaineers to focus on BIG EAST play. At 5-2 overall and 2-0 in the league, game eight brought a road trip to Connecticut.

Despite falling behind early, the Mountaineers maintained their poise and played with passion.

The Mountaineer defense recorded its fifth second half shutout of the season, forcing key UConn turnovers and held the Huskie offense to 285 yards of total offense. Running back Donald Brown, the nation's leading rusher, was held to 82 yards for the game.

In turn, the offense exploded in the second half, scoring 21 third-quarter points, and 28 unanswered, to down Connecticut and remain undefeated against the Huskies overall and at Rentschler Field. The victory broke UConn's 11-game home winning streak.

White ran for 109 yards and two touchdowns and completed 11-of-18 passes for 121 yards and another touchdown to lead the WVU offense. Sanders accounted for three touchdowns for the game, running for 45 yards and two touchdowns and three receptions for 21 yards and a touchdown.

Lankster led the Mountaineer defense with 12 tackles, including a tackle for loss, and Ivy finished with 10 tackles, a pass breakup and an interception.

With the road win, West Virginia took command of the BIG EAST race. Four games were left, and the Mountaineers controlled their own destiny. However, all four games would be tough battles with the league's best teams.

In game nine, the Mountaineers returned home for a night game against Cincinnati, who was looking for revenge against the Mountaineers, and a classic defensive battle ensued.

Cincinnati showed that they meant business early when Mardy Gilyard returned the opening kickoff 100 yards, giving the Bearcats an early 7-0 lead. Then a Jake Rogers field goal gave UC a 10-0 lead.

West Virginia responded, cutting the Cincinnati lead to three points, scoring a touchdown on its next drive as White completed

a 19-yard strike to Arnett.

Cincinnati marched the ball down the field once again and upped its lead to 13-7 on a second field goal by Rogers, this time from 31-yards out. Midway through the second quarter, the Bearcats scored another touchdown by quarterback Tony Pike on a four-yard scamper, giving UC a 20-7 lead.

Throughout the third and most of the fourth quarters, things looked bleak as both defenses flexed their muscles and the offenses were shut down. The Mountaineers started a drive midway through the fourth quarter and drove down to the UC two-yard line and was turned away as White was intercepted on fourth down.

Starting deep in its' own territory and looking to run out the clock and preserve the victory, Cincinnati ran around and took a safety.

With 1:06 left on the clock, WVU went to work. White completed a 15-yard pass to Sanders, then a 23-yard pass to Jalloh, before a roughing the passer penalty took WVU down to the 12-yard line. A 14-yard pass to Sanders and then a three-yard pass to Jalloh completed the touchdown drive, and White ran in the two-point conversion to pull the Mountaineers within three of the lead with 19 seconds left.



McAfee then became the hero as his on-side kick was recovered by Ivy on the WVU 44-yard line. A 21-yard pass to Jalloh down the sideline set up McAfee for the game-tying 52-yard field goal to send the game into overtime.

West Virginia's 13-point comeback in 1:11 was one for the ages, but it fell short in overtime. The defense pitched its sixth second half shutout of the season. Pat McAfee's 52-yard kick was clutch under extreme pressure, but while the comeback showed tremendous heart, Cincinnati still prevailed.

Game 10 provided a road trip to Louisville where both teams were in need of a victory. The Mountaineer offense finished with 498 yards of total offense, including a season-high 376 on the ground. White and Devine, once again, took charge and led West Virginia to an important victory.

With his 200-yards rushing, White became the NCAA's all-time rushing leader among quarterbacks, and his five touchdowns responsible for (three rushing, two passing) in the game moved him past Donovan McNabb as the BIG EAST's all-time leader in career touchdowns responsible for. He also notched his school-record fourth 200-yard rushing game of his career.

Devine's 154-yards rushing against Louisville pushed him over the 1,000-yard mark for the year and gave West Virginia a 1,000-yard rusher in 12 of the last 13 seasons.

The defense had three sacks and forced a season high five turnovers, including three interceptions. Leonard led the WVU defense with nine tackles, including seven solo stops and an interception that he returned 36 yards.

The final road game of the regular season took place at Heinz Field, which was the backdrop for one of college football's oldest rivalries.

Pitt rode LeSean McCoy's back for 183 yards rushing and two touchdowns, along with Bill Stull's one passing touchdown to defeat the Mountaineers for the second-straight year in a close 19-15 come-from-behind victory.

Pitt took its first possession and marched down the field, putting up a 7-0 lead on Bill Stull's 30-yard pass to Derek Kinder. The Mountaineers put their first points on the board with a McAfee 20 yard field goal with 4:27 left in the first half to cut the Pitt lead to 7-3.

West Virginia scored the next 12 points from that point until the beginning of the fourth quarter to take a 15-7 lead with 11:53 left in the game.

Two McAfee field goals from 26 and 40 yards

and a patented White scramble and score from 54 yards out had the WVU fans happy with their team.

However, Pitt and McCoy had other plans. After White was intercepted deep in Pitt territory with 9:41 left in the game, McCoy made two runs to complete the touchdown drive. The two-point conversion failed leaving Pitt down by two with 8:07 left.

West Virginia's drive started on its 23-yard line. After a nine-yard run by Mark Rodgers on first down and a no gain from White on second down. The ball was handed off the Devine on third down who ran it two yards for the apparent first down. However, the yellow flag indicated holding and the drive was thwarted, giving the ball back to Pitt with 5:10 left in the game. The Panthers once again turned to its horse, McCoy, who scored the go-ahead touchdown 10 plays later.

West Virginia had one last shot with 52 seconds left, and reached the 18-yard line before time ran out.

There was one game left, and it was the final home game of the season, which meant the final home game for 19 Mountaineer seniors.

USF was the opponent on a frigid Dec. 6 evening. A national television audience tuned in to a sea of white in honor of Pat White and his fellow seniors' final home performance.

The Mountaineers took the early 7-0 lead in the first quarter as they marched the opening possession down the field in 11 plays and completed the touchdown drive. White found Urban for his second career touchdown from 12-yards out.

USF tied the game at 7-7 on its first possession of the second quarter when quarterback Matt Grothe scrambled from six-yards out to score the touchdown.

The Mountaineer defense came up big right before halftime when Glover intercepted Grothe deep in WVU territory to stop a Bulls scoring threat. A 45-yard McAfee field goal gave WVU a 10-7 halftime lead.

West Virginia started the second half just like it ended the first half. Lankster intercepted Grothe at the USF 41-yard line and returned it eight yards. McAfee hit his second field goal



Pat Lazear

of the game, from 42 yards out, giving WVU a 13-7 lead, the final outcome of the game.

Both defenses took over from there. At the beginning of the fourth quarter, West Virginia drove down to the USF 22-yard line before the Bulls forced a turnover. With 5:36 left in the game, USF drove the field and had a first down at the WVU 14-yard line before the game ended.

As the seniors left the field for the final time, an emotional outpouring of respect from Mountaineer fans to these 19 seniors capped off the perfect evening. And one of the school's all-time greatest was the last to leave the field.

To ensure this shining moment, the West Virginia defense came up big again as it did all season long. The unit pitched its seventh second half shutout of the season as the Mountaineers defeated the Bulls to finish the regular season at 8-4 overall and 5-2 in the BIG EAST.

West Virginia was awarded with its seventh straight bowl with an invitation to play in the Meineke Car Care Bowl in Charlotte, N.C., on Dec., 27.

The opponent would be North Carolina. A sell-out crowd of 73,712 fans from both teams packed Bank of America Stadium, and the two teams did not disappoint.

There was a total of 35 points scored in the first quarter alone, and it was quickly apparent that one of the best college bowl games of the season was right there in Charlotte.

The Mountaineers marched down the field and posted a 7-0 lead on an 18-yard run by Devine. Three plays later, the game was tied when TJ Yates completed a 73-yard pass play

to Hakeem Nicks that went through the hands of Lankster for a touchdown.

Five plays later, the fireworks show continued as White threw a 44-yard pass that was caught one-handed catch by Arnett, giving WVU the 14-7 advantage. Not to be outdone, UNC pulled off a trick play when Cooter Arnold threw a 66-yard pass to Nicks for 66 yards, his second touchdown to tie the game.

White then threw a 35-yard over the shoulder pass to Bradley Starks, giving the Mountaineers a 21-14 lead with two minutes left in the first quarter.

At the start of the second quarter, UNC had a first down on the WVU two-yard line and was turned away after going for it on fourth down. On the next play, Devine was caught in the end zone and tackled for a safety, cutting the Mountaineer lead to 21-16.

North Carolina took its turn. A 25-yard touchdown pass to Nicks gave the Heels a 23-21 lead with 10 minutes left until halftime.

On WVU's next possession, the Mountaineers drove 16 plays and was operating from the UNC nine-yard line when White was intercepted in the end zone just before the half.

The Mountaineers regrouped. WVU had the ball to start the second half, settling for a 25-yard field goal by McAfee to retake the lead, 24-23.

Not to be outdone, North Carolina drove the field 62 yards, and Yates scored a touchdown from four-yards out to give the Tar Heels a 30-24 lead with 4:29 left in the third quarter.

At the start of the fourth quarter, White was sacked on fourth down to stop a Mountaineer drive with 8:54 left in the game and things didn't look good for WVU.

Two plays later, the Mountaineer defense rose up once again, as Robert Sands forced Shaun Draughn to fumble the ball, and J.T. Thomas recovered. It was time for Pat White to pull off his magic one last time.

White completed a 41-yard pass to Sanders, then ran for nine yards before completing a 20-yard pass to Arnett for the winning score, 31-30, with 7:14 left in the game.

On UNC's final drive, Pat Lazear's interception iced the game for the Mountaineers, and White's final WVU play of his career was the victory kneel.

His 332 yards passing were a career high and a bowl record. He accounted for 387 yards of total offense and three touchdowns. Aside from being awarded his third-straight bowl MVP honor, he became the first starting quarterback in college football history to go 4-0 in bowl

games.

There truly is only one Pat White and West Virginia fans witnessed WVU's greatest player for four years now. He will be missed by all West Virginia football fans, but for those honored to see him perform for the Mountaineers, his final performance, like so many in the past, was a classic.

In 2008, West Virginia football finished at 9-4 and No. 23 in the final national rankings. Since 2002, WVU football has been ranked a total of 64 weeks, including 31 weeks in the Top 10.

Stewart was just one of three first year head coaches in the nation to lead his team to a bowl victory, and became just the third WVU coach in history to take the Mountaineers to a bowl in his first season. Stewart is just the second coach in WVU history to lead his squad to nine wins in season number one.

A total of 10 players received all-conference honors to lead the BIG EAST for the third-straight season, and offensive lineman Ryan Stanchek along with kicker Pat McAfee took home all-American honors.

For McAfee, he was named a semifinalist for the Lou Groza national kicking award and one of three finalists for the prestigious Ray Guy national punting award. He ended his WVU career as one of the best punters and kickers in college football as well as the school's all-time leading scorer.

The 2008 seniors went out as the all-time winningest class in WVU history with a 42-9 record. The seniors were a part of four-straight bowl victories and countless weeks ranked in the Top 25. West Virginia football has the eighth best record in college football over the last three seasons, and sixth best in the last four years.

Stanchek and defensive lineman Doug Slavonic earned academic acclaim, and receiver Tito Gonzales was named a member of the college football coaches association good works team.

And finally White ended his career, not only with a college football record four bowl victories, but as the all-time NCAA quarterback rushing leader. He set 19 WVU, BIG EAST and NCAA record, and his 34-8 record as WVU's starting quarterback may never be challenged.

The transition was handled effectively. The foundation of West Virginia football continues to be strong, and now it will move forward in search of another BIG EAST championship. The winning ways continued in 2008 because a group of men bonded as a family.

2008 Statistical Totals

| Date | Opponent | Result | Score | Attend. |
|------|------------------|--------|-----------|---------|
| A30 | VILLANOVA | W | 48-21 | 60,566 |
| S6 | at East Carolina | L | 3-24 | 43,610 |
| S18 | at Colorado | L | 14-17 (O) | 51,883 |
| S27 | Marshall | W | 27-3 | 60,154 |
| O4 | RUTGERS | W | 24-17 | 59,122 |
| O11 | SYRACUSE | W | 17-6 | 58,133 |
| O23 | AUBURN | W | 34-17 | 60,765 |
| N1 | at Connecticut | W | 35-13 | 40,000 |
| N8 | CINCINNATI | L | 23-26 (O) | 59,834 |
| N22 | at Louisville | W | 35-21 | 34,796 |
| N28 | at Pitt | L | 15-19 | 63,019 |
| D6 | USF | W | 13-7 | 48,019 |
| D27 | North Carolina* | W | 31-30 | 72,712 |

* Meineke Car Care Bowl

| Team Statistics | WVU | OPP |
|------------------------------------|------------------|------------------|
| SCORING | 319 | 221 |
| Points Per Game | 24.5 | 17.0 |
| FIRST DOWNS | 237 | 249 |
| Rushing | 134 | 109 |
| Passing..... | 86 | 124 |
| Penalty..... | 17 | 16 |
| RUSHING YARDAGE | 2,729 | 1,711 |
| Yards gained rushing..... | 3,029 | 2,029 |
| Yards lost rushing | 300 | 318 |
| Rushing Attempts | 517 | 475 |
| Average Per Rush | 5.3 | 3.6 |
| Average Per Game | 209.9 | 131.6 |
| TDs Rushing..... | 15 | 15 |
| PASSING YARDAGE | 1,956 | 2,565 |
| Att-Comp-Int | 305-202-8 | 428-240-17 |
| Average Per Pass..... | 6.4 | 6.0 |
| Average Per Catch | 9.7 | 10.7 |
| Average Per Game | 150.5 | 197.3 |
| TDs Passing..... | 22 | 11 |
| TOTAL OFFENSE | 4,685 | 4,276 |
| Total Plays | 822 | 903 |
| Average Per Play..... | 5.7 | 4.7 |
| Average Per Game..... | 360.4 | 328.9 |
| KICK RETURNS: #-Yards | 41-881 | 53-1484 |
| PUNT RETURNS: #-Yards | 28-221 | 23-121 |
| INT RETURNS: #-Yards | 17-235 | 8-36 |
| KICK RETURN AVERAGE | 21.5 | 28.0 |
| PUNT RETURN AVERAGE | 7.9 | 5.3 |
| INT RETURN AVERAGE | 13.8 | 4.5 |
| FUMBLES-LOST | 20-8 | 21-11 |
| PENALTIES-Yards | 59-535 | 77-662 |
| Average Per Game..... | 41.2 | 50.9 |
| PUNTS-Yards | 62-2772 | 64-2609 |
| Average Per Punt | 44.7 | 40.8 |
| Net punt average..... | 40.5 | 35.8 |
| TIME OF POSSESSION/Game . | 29:03 | 30:57 |
| 3RD-DOWN Conversions | 74/177 | 79/188 |
| 3rd-Down Pct..... | 42% | 42% |
| 4TH-DOWN Conversions | 4/13 | 7/22 |
| 4th-Down Pct..... | 31% | 32% |
| SACKS BY-Yards | 25-161 | 18-109 |
| TOUCHDOWNS SCORED | 38 | 27 |
| FIELD GOALS-ATTEMPTS | 17-20 | 11-18 |
| ON-SIDE KICKS | 1-1 | 1-2 |
| RED-ZONE SCORES | 29-41 71% | 28-44 64% |
| RED-ZONE TDS | 20-41 49% | 19-44 43% |
| PAT-ATTEMPTS | 36/36 100 | 24/24 100 |
| ATTENDANCE | 406,593 | 233,308 |
| Games/Avg Per Game | 7/58,085 | 5/46,662 |
| Neutral Site Games | 1/73,712 | |

| Scoring By Quarters | 1 st | 2 nd | 3 rd | 4 th | OT | Total |
|---------------------|-----------------|-----------------|-----------------|-----------------|----|-------|
| West Virginia | 70 | 67 | 101 | 78 | 3 | 319 |
| Opponents | 81 | 70 | 21 | 40 | 9 | 221 |

| Rushing | GP | Att | Net | Avg | TD | Long |
|------------------------|-----------|------------|--------------|------------|-----------|-----------|
| Devine, Noel..... | 13 | 206 | 1,289 | 6.3 | 4 | 92 |
| White, Pat..... | 12 | 191 | 974 | 5.1 | 8 | 66 |
| Sanders, Jock..... | 13 | 48 | 250 | 5.2 | 2 | 29 |
| Brown, Jarrett..... | 9 | 36 | 169 | 4.7 | 1 | 35 |
| Rodgers, Mark..... | 13 | 15 | 80 | 5.3 | 0 | 19 |
| Cooper, Zac..... | 13 | 1 | 18 | 18.0 | 0 | 18 |
| Jalloh, Dorrell..... | 13 | 1 | 2 | 2.0 | 0 | 2 |
| Arnett, Alric..... | 13 | 2 | -4 | -2.0 | 0 | 0 |
| Team..... | 11 | 17 | -49 | -2.9 | 0 | 0 |
| Totals | 13 | 517 | 2,729 | 5.3 | 15 | 92 |
| Opponents | 13 | 475 | 1,711 | 3.6 | 15 | 40 |

| Passing | Cmp-Att-Int | Pct | Yds | TD | Lng |
|------------------------|-------------------|-------------|--------------|-----------|-----------|
| White, Pat..... | 180-274-7 | 65.7 | 1,842 | 21 | 52 |
| Brown, Jarrett..... | 22-30-1 | 73.3 | 114 | 1 | 25 |
| Starks, Brad..... | 0-1-0 | 0.0 | 0 | 0 | 0 |
| Totals | 202-305-8 | 66.2 | 1,956 | 22 | 52 |
| Opponents | 240-428-17 | 56.1 | 2,565 | 11 | 73 |

| Total Offense | Plays | Rush/Pass | Total | Avg. |
|------------------------|------------|--------------------|--------------|--------------|
| White, Pat..... | 465 | 974/1842 | 2,816 | 234.7 |
| Devine, Noel..... | 206 | 1289/0 | 1289 | 99.2 |
| Brown, Jarrett..... | 66 | 169/114 | 283 | 31.4 |
| Sanders, Jock..... | 48 | 250/0 | 250 | 19.2 |
| Rodgers, Mark..... | 15 | 80/0 | 80 | 6.2 |
| Cooper, Zac..... | 1 | 18/0 | 18 | 1.4 |
| Jalloh, Dorrell..... | 1 | 2/0 | 2 | 0.2 |
| Arnett, Alric..... | 2 | -4/0 | -4 | -0.3 |
| Team..... | 17 | -49/0 | -49 | -4.5 |
| Totals | 822 | 2,729/1,956 | 4,685 | 360.4 |
| Opponents | 903 | 1,711/2,565 | 4,276 | 328.9 |

| Receiving | No. | Yds | Avg | TD | Long |
|------------------------|------------|-------------|-------------|-----------|-----------|
| Sanders, Jock..... | 53 | 462 | 8.7 | 7 | 41 |
| Arnett, Alric..... | 35 | 466 | 13.3 | 6 | 52 |
| Devine, Noel..... | 35 | 185 | 5.3 | 0 | 17 |
| Jalloh, Dorrell..... | 29 | 358 | 12.3 | 5 | 35 |
| Starks, Brad..... | 17 | 168 | 9.9 | 1 | 35 |
| Lyons, Wes..... | 11 | 104 | 9.5 | 0 | 19 |
| Johnson, Will..... | 9 | 64 | 7.1 | 1 | 12 |
| Gonzales, Tito..... | 5 | 57 | 11.4 | 0 | 2 |
| Urban, Tyler..... | 4 | 79 | 19.8 | 2 | 25 |
| Kovatch, Ricky..... | 1 | 19 | 19.0 | 0 | 19 |
| Brown, Jarrett..... | 1 | -1 | -1.0 | 0 | 0 |
| Capers, Selvish..... | 1 | -2 | -2.0 | 0 | 0 |
| Rodgers, Mark..... | 1 | -3 | -3.0 | 0 | 0 |
| Totals | 202 | 1956 | 9.7 | 22 | 52 |
| Opponents | 240 | 2565 | 10.7 | 11 | 73 |

| Punt Returns | No. | Yds | Avg | TD | Long |
|------------------------|-----------|------------|------------|----------|-----------|
| Lankster, Ellis..... | 20 | 171 | 8.6 | 0 | 36 |
| Sanders, Jock..... | 4 | 6 | 1.5 | 0 | 7 |
| Hogan, Brandon..... | 3 | 18 | 6.0 | 0 | 11 |
| Thomas, J.T..... | 1 | 26 | 26.0 | 0 | 0 |
| Totals | 28 | 221 | 7.9 | 0 | 36 |
| Opponents | 23 | 121 | 5.3 | 0 | 18 |

| Field Goals | Att. | 20-29 | 30-39 | 40-49 | 50+ | Lg | Blk |
|-----------------|-------|-------|-------|-------|-----|----|-----|
| McAfee, Pat.... | 17-20 | 6-8 | 4-4 | 5-6 | 2-2 | 52 | 0 |

| FG Sequence | West Virginia | Opponents |
|---------------------|----------------|--------------|
| Villanova..... | (52),(33) | 42 |
| East Carolina..... | (26) | (42),43 |
| Colorado..... | 23 | (25) |
| Marshall..... | (39),(36) | (34),24 |
| Rutgers..... | (40) | (23) |
| Syracuse..... | (33) | (26),(53) |
| Auburn..... | (23),(42) | (19),44 |
| Connecticut..... | - | (36),(38) |
| Cincinnati..... | (52),(27) | (46),(31),29 |
| Louisville..... | 21 | 30 |
| Pitt..... | (20),(26),(40) | 40 |
| USF..... | (45),(42),48 | - |
| North Carolina..... | (25) | - |

| PUNTING | No. | Yds | Avg | Long | TB | FC | I20 | Blkd |
|-----------------------|-----------|--------------|-------------|-----------|----------|-----------|-----------|----------|
| McAfee, Pat.... | 62 | 2,772 | 44.7 | 65 | 7 | 16 | 25 | 0 |
| Totals..... | 62 | 2,772 | 44.7 | 65 | 7 | 16 | 25 | 0 |
| Opponents..... | 64 | 2,609 | 40.8 | 63 | 5 | 10 | 21 | 1 |

| Scoring | TD | FG | Kick | PAT | | | Pass | Pts. |
|-----------------------|-----------|--------------|--------------|------------|----------|------------|------------|------|
| | | | | Rush | Rec | Pass | | |
| McAfee, Pat..... | 0 | 17/20 | 36/36 | 0 | 0 | 0 | 87 | |
| Sanders, Jock..... | 9 | 0 | 0 | 0 | 0 | 0 | 54 | |
| White, Pat..... | 8 | 0 | 0 | 1/1 | 0 | 0 | 50 | |
| Arnett, Alric..... | 6 | 0 | 0 | 0 | 0 | 0 | 36 | |
| Jalloh, Dorrell..... | 5 | 0 | 0 | 0 | 0 | 0 | 30 | |
| Devine, Noel..... | 4 | 0 | 0 | 0 | 0 | 0 | 24 | |
| Urban, Tyler..... | 2 | 0 | 0 | 0 | 0 | 0 | 12 | |
| Starks, Brad..... | 1 | 0 | 0 | 0 | 0 | 0 | 6 | |
| Brown, Jarrett..... | 1 | 0 | 0 | 0 | 0 | 0 | 6 | |
| Ivy, Mortty..... | 1 | 0 | 0 | 0 | 0 | 0 | 6 | |
| Johnson, Will..... | 1 | 0 | 0 | 0 | 0 | 0 | 6 | |
| Team..... | 0 | 0 | 0 | 0 | 0 | 0 | 2 | |
| Connolly, Carmen.. | 0 | 0 | 0 | 0/1 | 0 | 0 | 0 | |
| Totals..... | 38 | 17/20 | 36/36 | 1/2 | 0 | 0 | 319 | |
| Opponents..... | 27 | 11/18 | 24/24 | 0/1 | 0 | 0/1 | 221 | |

| Kick Returns | No. | Yds | Avg | TD | Long |
|-----------------------|-----------|-------------|-------------|----------|------------|
| Rodgers, Mark..... | 22 | 464 | 21.1 | 0 | 44 |
| Lankster, Ellis..... | 8 | 195 | 24.4 | 0 | 32 |
| Sanders, Jock..... | 6 | 130 | 21.7 | 0 | 32 |
| Devine, Noel..... | 3 | 63 | 21.0 | 0 | 24 |
| Hogan, Brandon..... | 1 | 21 | 21.0 | 0 | 21 |
| Kovatch, Ricky..... | 1 | 8 | 8.0 | 0 | 8 |
| Totals..... | 41 | 881 | 21.5 | 0 | 44 |
| Opponents..... | 53 | 1484 | 28.0 | 1 | 100 |

| Fumble Returns | No. | Yds | Avg | TD | Long |
|-----------------------|----------|-----------|-------------|----------|-----------|
| Berry, Scooter..... | 2 | 19 | 9.5 | 0 | 19 |
| Ivy, Mortty..... | 1 | 30 | 30.0 | 0 | 30 |
| Totals..... | 3 | 49 | 16.3 | 0 | 30 |
| Opponents..... | 1 | 5 | 5.0 | 0 | 5 |

| Interceptions | No. | Yds | Avg | TD | Long |
|-----------------------|-----------|------------|-------------|----------|-----------|
| Hogan, Brandon..... | 3 | 61 | 20.3 | 0 | 26 |
| Ivy, Mortty..... | 3 | 48 | 16.0 | 1 | 29 |
| Lankster, Ellis..... | 3 | 38 | 12.7 | 0 | 29 |
| Holmes, John..... | 1 | 0 | 0.0 | 0 | 0 |
| Goode, Najee..... | 1 | 28 | 28.0 | 0 | 28 |
| Glover Sidney..... | 1 | 0 | 0.0 | 0 | 0 |
| Sowers, Nate..... | 1 | 0 | 0.0 | 0 | 0 |
| Lazear, Pat..... | 1 | 13 | 13.0 | 0 | 13 |
| Leonard, Anthony..... | 1 | 36 | 36.0 | 0 | 36 |
| Williams, Reed..... | 1 | 11 | 11.0 | 0 | 11 |
| Andrews, Quinton..... | 1 | 0 | 0.0 | 0 | 0 |
| Totals..... | 17 | 235 | 13.8 | 1 | 36 |
| Opponents..... | 8 | 36 | 4.5 | 0 | 18 |

| All-Purpose | Rush/Rec | PR/KR/IR | Tot | Avg. |
|-----------------------|--------------------|--------------------|--------------|--------------|
| Devine, Noel..... | 1,289/185 | 0/63/0 | 1537 | 118.2 |
| White, Pat..... | 974/0 | 0/0/0 | 974 | 81.2 |
| Sanders, Jock..... | 250/462 | 6/130/0 | 848 | 65.2 |
| Rodgers, Mark..... | 80/-3 | 0/464/0 | 541 | 41.6 |
| Arnett, Alric..... | -4/466 | 0/0/0 | 462 | 35.5 |
| Lankster, Ellis..... | 0/0 | 171/195/38 | 404 | 31.1 |
| Jalloh, Dorrell..... | 2/358 | 0/0/0 | 360 | 27.7 |
| Brown, Jarrett..... | 169/-1 | 0/0/0 | 168 | 18.7 |
| Starks, Brad..... | 0/168 | 0/0/0 | 168 | 18.7 |
| Lyons, Wes..... | 0/104 | 0/0/0 | 104 | 8.7 |
| Hogan, Brandon..... | 0/0 | 18/21/1 | 100 | 8.3 |
| Urban, Tyler..... | 0/79 | 0/0/0 | 79 | 6.1 |
| Johnson, Will..... | 0/64 | 0/0/0 | 64 | 6.4 |
| Gonzales, Tito..... | 0/57 | 0/0/0 | 57 | 5.7 |
| Ivy, Mortty..... | 0/0 | 0/0/48 | 48 | 3.7 |
| Leonard, Anthony..... | 0/0 | 0/0/36 | 36 | 3.3 |
| Goode, Najee..... | 0/0 | 0/0/28 | 28 | 2.2 |
| Kovatch, Ricky..... | 0/19 | 0/8/0 | 27 | 2.2 |
| Thomas, J.T..... | 0/0 | 26/0/0 | 26 | 2.0 |
| Cooper, Zach..... | 18/0 | 0/0/0 | 18 | 1.4 |
| Lazear, Pat..... | 0/0 | 0/0/13 | 13 | 1.0 |
| Williams, Reed..... | 0/0 | 0/0/11 | 11 | 5.5 |
| Capers, Selvish..... | 0/-2 | 0/0/0 | -2 | -0.2 |
| Team..... | -49/0 | 0/0/0 | -49 | -4.5 |
| Total..... | 2,729/1,956 | 221/881/235 | 6,022 | 463.2 |
| Opponents..... | 1,711/2,565 | 121/1484/36 | 5,917 | 455.2 |

| Kickoffs | No. | Yds | Avg | TB | OB | Retn | Net | YdLn |
|-----------------------|-----------|-------------|-------------|----------|----------|--------------|-------------|-----------|
| McAfee, Pat.... | 64 | 3865 | 60.4 | 8 | 0 | | | |
| Totals..... | 64 | 3865 | 60.4 | 8 | 0 | 1,484 | 34.7 | 30 |
| Opponents..... | 48 | 2826 | 58.9 | 2 | 2 | 881 | 39.7 | 25 |

| Defense | GP | -----Tackles----- | | | | --Sacks-- ----Pass Def.---- | | | ---Fumbles--- | | Blkd. | |
|---------------------|-----------|-------------------|------------|------------|---------------|------------------------------|---------------|-----------|---------------|-----------|----------|----------|
| | | Solo | Ast. | Total | TFL/Yds | No./Yards | Int./Yards | BrUp. | Rcv./Yds. | FF | Kick | Saf. |
| 44 IVY, Mortty | 13 | 43 | 47 | 90 | 7/14 | 0.5/3 | 3/48 | 6 | 1/30 | 0 | 0 | 0 |
| 8 ANDREWS, Quinton | 13 | 41 | 36 | 77 | 4/11 | 1/3 | 1/0 | 6 | 1/0 | 1 | 0 | 0 |
| 2 LANKSTER, Ellis | 13 | 45 | 23 | 68 | 2.5/14 | 0 | 3/38 | 7 | 0 | 1 | 0 | 0 |
| 30 THOMAS, J.T. | 13 | 23 | 42 | 65 | 10/46 | 3/24 | 0 | 3 | 1/0 | 2 | 1 | 0 |
| 1 GLOVER, Sidney | 11 | 32 | 29 | 61 | 4.5/18 | 1/7 | 1/0 | 6 | 1/0 | 1 | 0 | 0 |
| 22 HOGAN, Brandon | 12 | 39 | 21 | 60 | 0.5/3 | 0.5/3 | 3/61 | 7 | 2/0 | 0 | 0 | 0 |
| 45 LEONARD, Anthony | 11 | 19 | 40 | 59 | 1.5/4 | 0.5/3 | 1/36 | 1 | 0 | 1 | 0 | 0 |
| 20 ALLEN, Franchot | 13 | 24 | 25 | 49 | 3.5/8 | 1/2 | 0 | 0 | 0 | 0 | 0 | 0 |
| 90 NEILD, Chris | 13 | 17 | 30 | 47 | 4.5/12 | 2.5/9 | 0 | 1 | 0 | 1 | 0 | 0 |
| 24 SMITH, Eain | 13 | 16 | 23 | 39 | 0.5/2 | 0 | 0 | 1 | 0 | 0 | 0 | 0 |
| 93 BERRY, Scooter | 13 | 14 | 20 | 34 | 5.5/25 | 1.5/10 | 0 | 3 | 3/19 | 1 | 0 | 0 |
| 28 SANDS, Robert | 13 | 17 | 16 | 33 | 0 | 0 | 0 | 0 | 1 | 0 | 0 | 0 |
| 1 HOLMES, John | 13 | 14 | 17 | 31 | 7/41 | 5/38 | 1/0 | 1 | 0 | 3 | 0 | 0 |
| 31 LAZEAR, Pat | 13 | 12 | 18 | 30 | 1/3 | 0 | 1/13 | 0 | 0 | 0 | 0 | 0 |
| 91 SLAVONIC, Doug | 12 | 9 | 18 | 27 | 2.5/9 | 2.5/9 | 0 | 1 | 1/0 | 1 | 0 | 0 |
| 49 GOULBOURNE, Ovid | 12 | 11 | 14 | 25 | 0.5/3 | 0.5/3 | 0 | 0 | 0 | 0 | 0 | 0 |
| 97 MILLER, Julian | 13 | 11 | 10 | 21 | 3.5/35 | 3.5/35 | 0 | 3 | 1/0 | 0 | 0 | 0 |
| 12 SOWERS, Nate | 12 | 13 | 7 | 20 | 0.5/1 | 0 | 1/0 | 2 | 0 | 0 | 0 | 0 |
| 17 RICHARDSON, Kent | 13 | 12 | 7 | 19 | 1/1 | 0 | 0 | 0 | 0 | 0 | 0 | 0 |
| 47 WILLIAMS, Reed | 2 | 6 | 11 | 17 | 2/4 | 0 | 1/11 | 1 | 0 | 0 | 0 | 0 |
| 98 LIEBIG, Pat | 8 | 3 | 11 | 14 | 0 | 0 | 0 | 0 | 0 | 0 | 0 | 0 |
| 52 GOODE, Najee | 13 | 5 | 7 | 12 | 0 | 0 | 1/28 | 0 | 0 | 0 | 0 | 0 |
| 57 COOPER, Zac | 13 | 4 | 7 | 11 | 1.5/11 | 1.5/11 | 0 | 0 | 0 | 0 | 0 | 0 |
| 10 DERVIL, Guesly | 12 | 6 | 5 | 11 | 0 | 0 | 0 | 0 | 0 | 0 | 0 | 0 |
| 29 HALE, Trippe | 13 | 7 | 3 | 10 | 0 | 0 | 0 | 0 | 0 | 0 | 0 | 0 |
| 42 SIMS, Archie | 10 | 3 | 4 | 7 | 0 | 0 | 0 | 0 | 0 | 0 | 0 | 0 |
| 38 TANDY, Keith | 6 | 4 | 2 | 6 | 0 | 0 | 0 | 0 | 0 | 0 | 0 | 0 |
| 27 STUART, Courtney | 11 | 2 | 4 | 6 | 0 | 0 | 0 | 0 | 0 | 0 | 0 | 0 |
| 92 FORD, Larry | 13 | 2 | 4 | 6 | 1.5/3 | 0.5/1 | 0 | 1 | 0 | 0 | 0 | 0 |
| 54 LEWIS, Jim | 5 | 3 | 2 | 5 | 0 | 0 | 0 | 0 | 0 | 0 | 0 | 0 |
| 40 MCAFEE, Pat | 13 | 3 | 0 | 3 | 0 | 0 | 0 | 0 | 0 | 0 | 0 | 0 |
| 99 MERROW, Thor | 3 | 0 | 2 | 2 | 0 | 0 | 0 | 0 | 0 | 0 | 0 | 0 |
| 66 CAPERS, Selvish | 13 | 1 | 0 | 1 | 0 | 0 | 0 | 0 | 0 | 0 | 0 | 0 |
| 73 FIGNER, Jake | 13 | 1 | 0 | 1 | 0 | 0 | 0 | 0 | 0 | 0 | 0 | 0 |
| 62 STANCHEK, Ryan | 13 | 1 | 0 | 1 | 0 | 0 | 0 | 0 | 0 | 0 | 0 | 0 |
| 86 MORRONE, Sammy | 13 | 1 | 0 | 1 | 0 | 0 | 0 | 0 | 0 | 0 | 0 | 0 |
| 46 HUGHES, Adam | 13 | 0 | 1 | 1 | 0 | 0 | 0 | 0 | 0 | 0 | 0 | 0 |
| 23 RODGERS, Mark | 13 | 1 | 0 | 1 | 0 | 0 | 0 | 0 | 0 | 0 | 0 | 0 |
| 83 GONZALES, Tito | 10 | 1 | 0 | 1 | 0 | 0 | 0 | 0 | 0 | 0 | 0 | 0 |
| 94 TAYLOR, Josh | 1 | 0 | 1 | 1 | 0 | 0 | 0 | 0 | 0 | 0 | 0 | 0 |
| 9 SANDERS, Jock | 13 | 1 | 0 | 1 | 0 | 0 | 0 | 0 | 0 | 0 | 0 | 0 |
| TM TEAM | 11 | 0 | 0 | 0 | 0 | 0 | 0 | 0 | 0 | 0 | 0 | 1 |
| Total | 13 | 467 | 507 | 974 | 65/268 | 25/161 | 17/235 | 50 | 11/49 | 13 | 1 | 1 |
| Opponents | 13 | - | - | - | - | 18/109 | 8/36 | 20 | 8/5 | 10 | 0 | 1 |

2009 Season Review

Bill Stewart's record after two years as the head coach of West Virginia is the second-best mark among all WVU head coaches who have coached during the long and storied history of Mountaineer football.

Each of his two seasons, he has totaled nine wins and led his program to a second-place finish in the BIG EAST Conference, a Top 25 national ranking and a bowl appearance.

The Mountaineers are one of seven programs nationally to win nine or more games five years in a row, and one of 11 schools nationally to win eight or more contests eight-straight years.

However, the difference between the 2008 and 2009 seasons was the Gator Bowl appearance – the sixth New Year's Bowl in the past seven years. A feat only four programs nationally can claim.

WVU's No. 16 BCS ranking at the end of the regular season marked the fifth time since 2002 that the Mountaineers have been ranked in the final BCS standings.

Another mark that stands out about Stewart's teams is academic success. Sixteen student-athletes graduated in December 2009, led by two-time *ESPN The Magazine* Academic All-American and National Football Foundation National Scholar Athlete Reed Williams. Williams also became the third Mountaineer football player to earn BIG EAST Scholar Athlete of the Year honors in the past five years.

West Virginia's nine victories came against Liberty, East Carolina, Colorado, Syracuse, Marshall, Connecticut, Louisville, Pitt and Rutgers. The four losses were at Auburn, at USF, at Cincinnati and against Florida State in the Konica Minolta Gator Bowl.

Heading into the 2009 season, Stewart and his coaching staff had the unfortunate task of replacing one of the greatest, if not the greatest, player to ever don the Gold and Blue, Pat White, who left as the best multi-threat signal caller in NCAA history.

He also set the national record as the only quarterback to start all four bowl games and win all four during his career.

The task of replacing White was given to redshirt senior Jarrett Brown, who had waited patiently for his turn to become the Mountaineer field general.

Brown took the responsibility and turned in a fine final season, leading the Mountaineers to a successful campaign.

He completed 187-of-296 passes for 2,144 yards and 11 touchdowns, marking the first Mountaineer quarterback to throw for 2,000 or more yards since Marc Bulger in 1998. Brown also was the team's second-leading rusher with 466 yards and six touchdowns.

Noel Devine, a unanimous first team all-BIG EAST Conference selection, led the Mountaineer ground game with 1,465 yards, his career high for yards in a season. He averaged 6.1 yards per carry and scored 13 touchdowns.

Jock Sanders and Alric Arnett led the receiving corps with 72 and 43 catches, respectively, and each scored three touchdowns.

Three of the top four tacklers on the team were linebackers. Pat Lazear led with 78 tackles, J.T. Thomas, a first team all-conference honoree, had 76 and Williams, a second team all-conference pick, finished with 68. Defensive back Brandon Hogan, a first team



all-conference selection and honorable-mention All-America selection, finished with 74 tackles.

Defensive lineman Julian Miller led the defense in sacks (9), which was fourth in the BIG EAST and his 14 tackles for loss tied for No. 6 in the league. Safety Robert Sands, a first team all-conference team member, led the BIG EAST in interceptions (5) and passes defended (13). Hogan led the league in pass breakups (11).

Kicker Tyler Bitancurt, a first team all-conference honoree, connected on 13-of-15 field goal attempts and hit 41-of-42 extra point tries. Punter Scott Kozlowski, a third-team All-America honoree, averaged 44.4 yards per punt, hit 17 kicks of 50 yards or more and placed 17 inside the opponent's 20-yard line.

WVU started the season 2-0, posting back-to-back wins over Liberty (33-20) and East Carolina (35-20).

Against Liberty, Devine ran for 112 yards and a score, Sanders finished with eight catches for 95 yards and Ryan Clarke rushed for his first career score.

The Mountaineers avenged their setback to the Pirates from the year before, registering 509 yards of total offense, scoring 35 points and holding ECU to 175 total yards in the win.

Brown finished with a career-high 407 yards of total offense, including a career-high 334 yards passing on 24-of-31 attempts to lead the Mountaineers in the ECU win.

Sanders once again had a career day, finishing with nine catches for 99 yards, and Kozlowski booted a career-high 48.2 yard average with his season long of 63 yards.

Hogan led all tacklers with 11 stops and two pass breakups, and Ovid Goulbourne collected two sacks.

The Mountaineers traveled to the Deep South for their first road challenge of the season against SEC-foe Auburn. Six turnovers by WVU hurt its cause, giving the Tigers the 41-30 victory.

As he did the year before against Auburn, Devine ran on the Tiger defense for 128 yards and three touchdowns. And for the third week, Sanders posted career marks, finishing with 12 receptions for 115 yards and a touchdown.

For the second-straight week, WVU posted 509 yards of total offense and 31 points, but the turnovers proved too much to overcome.

The Mountaineers ran off four-straight wins, over Colorado (35-24), Syracuse (34-13), Marshall (24-7) and Connecticut (28-24) to push their record to 6-1 on the season and work



their way into the national rankings.

In front of a national television Thursday night ESPN audience, WVU avenged last year's overtime loss to the Buffaloes.

Behind the career-high 220 yards and a touchdown by Devine, and two more touchdowns by Clarke, the Mountaineers averaged 6.1 yards per carry in the win.

Brown finished 12-of-19 passing for 148 yards and threw touchdowns to Bradley Starks and Sanders. Williams led WVU with nine tackles and three pass breakups and Lazear and Sands each registered eight stops. Miller collected a sack and Glover, Sands and Thomas each had an interception.

West Virginia played one of its best games of the season at Syracuse to open BIG EAST play. Brown completed 22-of-30 passes for 244 yards and a touchdown, Devine rushed for 91 yards and a touchdown, and Sanders finished with nine catches for 67 yards.

Devine finished with 103 yards and two touchdowns to lead WVU against Marshall in the "Friends of Coal Bowl". Brown sustained a game-ending concussion early in the game and true freshman Geno Smith came off the bench to lead the offense in the victory. He completed 15-of-21 passes for 147 yards and a touchdown.

The defense was stellar, holding Marshall to seven points and finishing with a sack, seven tackles for loss, two forced fumbles and had two interceptions.

One of the toughest and most emotional games of the year was against Connecticut, as the Huskies were honoring the memory of their fallen teammate, Jasper Howard, who was murdered the week before.

Devine's 178 yards, and most importantly his 56-yard touchdown run with 2:10 left in the game, led WVU to the win. Tavon Austin returned the opening kickoff 98 yards for a touchdown, Brown ran five yards for a touchdown in the second quarter and Tyler Urban caught a one-yard pass in the third quarter to account for WVU scores.

Down by four and back to the West Virginia 12-yard line late in the fourth quarter, UConn's Marcus Easley grabbed a pass from Cody Endres over the middle and ran 88 yards for a touchdown to give the Huskies the three-point lead.



After Devine's long scoring run, UConn marched down to the WVU 35-yard line, before defensive lineman Chris Neild intercepted Endres to secure the win.

The trip to USF gave the Mountaineers plenty to think about for the remainder of the season. The 30-19 loss in Tampa made WVU bond together as a team and provided the needed momentum for the Mountaineers to win three of the final four games to close the regular season.

A 17-9 victory over Louisville at home started the month of November. The Mountaineer defense made its statement that day, holding the Cardinals without a touchdown. A rushing touchdown by Austin, a receiving touchdown by Sanders and a field goal by Bitancurt was all the offense West Virginia needed to secure the victory.

Will Johnson



The Mountaineers traveled to league-leader Cincinnati to try to avenge its three-point loss at home from the year before.

Down by seven points at the start of the fourth quarter, WVU took the ball down the field to the Cincinnati 24-yard line but a missed fourth-down attempt gave the Bearcats the ball back and took away the Mountaineers chance to tie the game.

Once again, WVU cut the UC lead to three with a late Brown to Starks touchdown with :39 seconds left in the game but couldn't come up with the on-sides kick and lost by a slim margin once again.

Devine finished with 88 yards, Clarke collected 60 yards and a touchdown and Brown ran for 34 yards and a touchdown.

The defense had an excellent performance, holding UC far under its season offensive average, forcing Cincinnati to lose its first fumble of the season and also collected an interception.

Bitancurt became the hero of the 102nd Backyard Brawl against No. 8-ranked Pitt, when he kicked four field goals, including a 43-yard game winner with no time left to give the Mountaineers the 19-16 win.

The game was a defensive stalemate until Devine busted an 88-yard run over the left side, giving West Virginia a 13-6 lead at the end of the third quarter. Bitancurt added one of his four field goals to start the fourth quarter, giving WVU a 10-point lead.

However, the momentum switched to the Panthers as Dan Hutchins kicked his third field goal of the game with 7:37 left, and quarterback Bill Stull unloaded a 50-yard pass to Jonathan Baldwin with 2:54 remaining to tie the game at 16-16.

Not wanting to drop a third-straight game to the Panthers, Brown led the Mountaineers down the field on the game-winning drive. A one-yard run by Clarke on fourth down set up the field goal by Bitancurt for the victory.

Cornerback Keith Tandy led WVU with 10 tackles, including seven solo stops and an interception. Hogan finished with eight tackles and two pass breakups and Sands had seven tackles, three pass breakups and an interception.

In early December, West Virginia and Rutgers fought through a cold, rainy and snowy game to close out the regular season for both squads.

The Mountaineers marched their first drive

down the field in five plays and took the early 7-0 lead a little less than two minutes into the game. After the defense held the Scarlet Knights to a field goal, Clarke scored on a one-yard plunge at the end of the first quarter, and Sidney Glover ran a pick six from 24-yards out, giving WVU a 21-3 lead early in the third quarter.

Rutgers ran the ensuing kickoff 91 yards for a touchdown and then a second field goal cut the West Virginia lead to seven at the end of the third quarter. Bitancurt tacked on a 41-yard field goal halfway through the fourth quarter, giving WVU a 10-point lead, before Rutgers completed a 62-yard pass play 13 seconds later to cut the lead to three, 24-21, but that was as close as the Scarlet Knights would come.

Thomas intercepted a Tom Savage pass on fourth down with less than three minutes left in the game, before WVU ran out the clock to secure the win. A key play of the drive was a 12-yard run by Brown, who stiff-armed a would-be tackler on third down with under two minutes left in the contest.

The Mountaineers were jubilant in the locker room as they finished with their ninth win of the season and accepted an invitation by the bowl's

executive committee to play in the Gator Bowl on Jan. 1.

West Virginia faced an emotional Florida State squad and fan base, who was playing as its legendary coach Bobby Bowden was coaching in his final game.

The Mountaineers jumped out to a 14-3 early lead behind the running of Devine and Brown, silencing the crowd for a while. However, the Seminoles and the crowd roared back, as FSU scored 10 points in each of the second, third and fourth quarters to take command of the game and win the historic event, 33-21.

Devine led the WVU ground game with 168 yards and a touchdown, while Brown ran for 43 yards and a touchdown and Clarke finished with 12 yards and a touchdown. Brown injured his ankle in the second quarter and was out for the remainder of the game. Smith came in relief of Brown and finished the game.

Sands led the Mountaineer defense with 13 tackles, including nine solo stops and two tackles for loss. Williams, in his final game, registered 11 stops, including eight solo stops and a tackle for loss.

The 2009 season will go down as a successful campaign. The Mountaineers won nine games in the post Pat White era, and proved they could remain a fixture among the top teams in the nation.



2009 Statistical Totals

| Date | Opponent | Result | Score | Attend. |
|------|-------------------|--------|-------|---------|
| S5 | LIBERTY | W | 33-20 | 57,950 |
| S12 | E. CAROLINA | W | 35-20 | 59,216 |
| S19 | at Auburn | L | 30-41 | 87,451 |
| O1 | COLORADO | W | 35-24 | 60,055 |
| O10 | at Syracuse | W | 34-13 | 40,144 |
| O17 | MARSHALL | W | 24-7 | 54,432 |
| O24 | CONNECTICUT | W | 28-24 | 58,106 |
| O30 | at USF | L | 19-30 | 56,328 |
| N7 | LOUISVILLE | W | 17-9 | 55,334 |
| N13 | at #5 Cincinnati | L | 21-24 | 35,105 |
| N27 | #8 PITT | W | 19-16 | 56,123 |
| D5 | at RUTGERS | W | 24-21 | 52,534 |
| J1 | vs. Florida State | L | 21-33 | 84,129 |

* - BIG EAST Conference Game
 ^ - 2010 Konica Minolta Gator Bowl

| Team Statistics | WVU | OPP |
|------------------------------------|------------------|------------------|
| SCORING | 340 | 282 |
| Points Per Game | 26.2 | 21.7 |
| FIRST DOWNS | 243 | 219 |
| Rushing..... | 122 | 95 |
| Passing..... | 109 | 112 |
| Penalty..... | 12 | 12 |
| RUSHING YARDAGE | 2,423 | 1,647 |
| Yards gained rushing | 2,827 | 1,995 |
| Yards lost rushing | 404 | 348 |
| Rushing Attempts..... | 508 | 442 |
| Average Per Rush | 4.8 | 3.7 |
| Average Per Game | 186.4 | 126.7 |
| TDs Rushing..... | 29 | 9 |
| PASSING YARDAGE | 2,484 | 2,728 |
| Comp-Att-Int | 220-347-10 | 224-423-17 |
| Average Per Pass..... | 7.2 | 6.4 |
| Average Per Catch | 11.3 | 12.2 |
| Average Per Game | 191.1 | 209.8 |
| TDs Passing | 12 | 19 |
| TOTAL OFFENSE | 4,907 | 4,375 |
| Total Plays | 855 | 865 |
| Average Per Play..... | 5.7 | 5.1 |
| Average Per Game | 377.5 | 336.5 |
| KICK RETURNS: #-Yards | 55-1,209 | 57-1,380 |
| PUNT RETURNS: #-Yards | 24-231 | 28-245 |
| INT RETURNS: #-Yards | 17-235 | 10-84 |
| KICK RETURN AVERAGE | 22.0 | 24.2 |
| PUNT RETURN AVERAGE | 9.6 | 8.8 |
| INT RETURN AVERAGE | 13.8 | 8.4 |
| FUMBLES-LOST | 25-15 | 14-6 |
| PENALTIES-Yards | 66-572 | 72-593 |
| Average Per Game | 44.0 | 45.6 |
| PUNTS-Yards | 64-2,844 | 66-2,676 |
| Average Per Punt | 44.4 | 40.5 |
| Net punt average | 38.4 | 34.9 |
| TIME OF POSSESSION/Game ... | 30:15 | 29:45 |
| 3RD-DOWN Conversions | 73/173 | 63/195 |
| 3rd-Down Pct | 42% | 32% |
| 4TH-DOWN Conversions | 3/12 | 7/16 |
| 4th-Down Pct | 25% | 44% |
| SACKS BY-Yards | 29-185 | 24-209 |
| MISC YARDS | 0 | 0 |
| TOUCHDOWNS SCORED | 43 | 30 |
| FIELD GOALS-ATTEMPTS | 13-15 | 24-35 |
| ON-SIDE KICKS | 0-1 | 0-1 |
| RED-ZONE SCORES | 37-43 86% | 31-37 84% |
| RED-ZONE TOUCHDOWNS ... | 30-43 70% | 17-37 46% |
| PAT-ATTEMPTS | 41-42 98% | 28-29 97% |
| ATTENDANCE | 401,216 | 271,562 |
| Games/Avg Per Game..... | 7/57,317 | 5/54,312 |
| Neutral Site Games | | 1/84,129 |

| Scoring By Quarters | 1 st | 2 nd | 3 rd | 4 th | Total |
|---------------------|-----------------|-----------------|-----------------|-----------------|-------|
| West Virginia | 110 | 77 | 74 | 79 | 340 |
| Opponents | 67 | 76 | 61 | 78 | 282 |

| Rushing | GP | Att. | Net | Avg. | TD | Long |
|------------------------|-----------|------------|--------------|------------|-----------|-----------|
| Devine, Noel..... | 13 | 241 | 1,465 | 6.1 | 13 | 88 |
| Brown, Jarrett..... | 13 | 117 | 466 | 4.0 | 6 | 36 |
| Clarke, Ryan..... | 12 | 60 | 250 | 4.2 | 8 | 37 |
| Sanders, Jock..... | 13 | 35 | 175 | 5.0 | 1 | 19 |
| Austin, Tavon..... | 13 | 6 | 47 | 7.8 | 1 | 19 |
| Alston, Shawne..... | 5 | 6 | 18 | 3.0 | 0 | 8 |
| Starks, Brad..... | 12 | 4 | 10 | 2.5 | 0 | 13 |
| Rodgers, Mark..... | 13 | 7 | 9 | 1.3 | 0 | 4 |
| Smith, Geno..... | 5 | 17 | 7 | 0.4 | 0 | 13 |
| White, Coley..... | 1 | 3 | 7 | 2.3 | 0 | 13 |
| Team..... | 13 | 12 | -31 | -2.6 | 0 | 0 |
| Total | 13 | 508 | 2,423 | 4.8 | 29 | 88 |
| Opponents | 13 | 442 | 1,647 | 3.7 | 9 | 53 |

| Passing | Cmp.-Att.-Int. | Pct. | Yards | TD | Long |
|------------------------|-------------------|-------------|-------------|-----------|-----------|
| Brown, Jarrett..... | 187-296-9 | 63.2 | 2,144 | 11 | 58 |
| Smith, Geno..... | 32-49-1 | 65.3 | 309 | 1 | 33 |
| Team..... | 0-1-0 | 0.0 | 0 | 0 | 0 |
| Starks, Brad..... | 1-1-0 | 100.0 | 31 | 0 | 31 |
| Total | 220-347-10 | 63.4 | 2484 | 12 | 58 |
| Opponents | 224-423-17 | 53.0 | 2728 | 19 | 88 |

| Total Offense | Plays | Rush/Pass | Total | Avg. |
|------------------------|------------|--------------------|--------------|--------------|
| Brown, Jarrett..... | 413 | 466/2,144 | 2,610 | 200.8 |
| Devine, Noel..... | 241 | 1,465/0 | 1,465 | 112.7 |
| Smith, Geno..... | 66 | 7/309 | 316 | 63.2 |
| Clarke, Ryan..... | 60 | 250/0 | 250 | 20.8 |
| Sanders, Jock..... | 35 | 175/0 | 175 | 13.5 |
| Austin, Tavon..... | 6 | 47/0 | 47 | 3.6 |
| Starks, Brad..... | 5 | 10/31 | 41 | 3.4 |
| Alston, Shawne..... | 6 | 18/0 | 18 | 3.6 |
| Rodgers, Mark..... | 7 | 9/0 | 9 | 0.7 |
| White, Coley..... | 3 | 7/0 | 7 | 7.0 |
| Team..... | 13 | -31/0 | -31 | -2.4 |
| Total | 855 | 2,423/2,484 | 4,907 | 377.5 |
| Opponents | 865 | 1,647/2,728 | 4,375 | 336.5 |

| Receiving | No. | Yards | Avg. | TD | Long |
|------------------------|------------|-------------|-------------|-----------|-----------|
| Sanders, Jock..... | 72 | 688 | 9.6 | 3 | 38 |
| Arnett, Alric..... | 43 | 586 | 13.6 | 3 | 46 |
| Starks, Brad..... | 29 | 405 | 14.0 | 2 | 58 |
| Devine, Noel..... | 22 | 177 | 8.0 | 1 | 20 |
| Lyons, Wes..... | 20 | 263 | 13.1 | 0 | 29 |
| Austin, Tavon..... | 15 | 151 | 10.1 | 1 | 58 |
| Urban, Tyler..... | 10 | 117 | 11.7 | 1 | 33 |
| Johnson, Will..... | 6 | 78 | 13.0 | 1 | 33 |
| Clarke, Ryan..... | 2 | 15 | 7.5 | 0 | 9 |
| Rodgers, Mark..... | 1 | 4 | 4.0 | 0 | 4 |
| Total | 220 | 2484 | 11.3 | 12 | 58 |
| Opponents | 224 | 2728 | 12.2 | 19 | 88 |

| Punt Returns | No. | Yds | Avg | TD | Long |
|------------------------|-----------|------------|------------|----------|-----------|
| Sanders, Jock..... | 17 | 146 | 8.6 | 0 | 35 |
| Hogan, Brandon..... | 7 | 85 | 12.1 | 0 | 49 |
| Total | 24 | 231 | 9.6 | 0 | 49 |
| Opponents | 28 | 245 | 8.8 | 0 | 38 |

| Field Goals | Att. | 20-29 | 30-39 | 40-49 | 50+ | Lg | Blk |
|---------------------|---------------------|-------|-------|------------------|-----|----|-----|
| Bitancurt, Tyler... | 13-15 | 2-2 | 6-7 | 5-6 | 0-0 | 45 | 0 |
| FG SEQUENCE | | | | | | | |
| Liberty..... | (38),(35),(45),(36) | | | Opponents | | | |
| ECU..... | - | | | (32),(49) | | | |
| at Auburn..... | (28) | | | (37),23,(23) | | | |
| Colorado..... | - | | | 40,45,(39),57 | | | |
| at Syracuse..... | - | | | - | | | |
| MARSHALL..... | (32) | | | - | | | |
| CONNECTICUT..... | 42 | | | (38),27,44 | | | |
| at USF..... | (33) | | | (30),(26),(44) | | | |
| LOUISVILLE..... | (42) | | | (37),(44),(29) | | | |
| at Cincinnati..... | - | | | 34,(38) | | | |
| PITT..... | (20),(43),(39),(43) | | | 46,(37),(30) | | | |
| Rutgers..... | (41) | | | (38),45,(27) | | | |
| Florida State..... | 33 | | | (26),37,(42) | | | |
| | | | | (22),(37) | | | |

Numbers in (parentheses) indicate field goal was made.

| PUNTING | No. | Yds | Avg | Long | TB | FC | I20 | Blkd |
|-----------------------|-----------|--------------|-------------|-----------|----------|-----------|-----------|----------|
| Kozlowski, Scott .. | 64 | 2,844 | 44.4 | 63 | 7 | 12 | 17 | 0 |
| Total | 64 | 2,844 | 44.4 | 63 | 7 | 12 | 17 | 0 |
| Opponents..... | 66 | 2,676 | 40.5 | 61 | 7 | 15 | 15 | 1 |

| Scoring | TD | FG | Kick | PAT | | | Pas | Pts |
|-----------------------|-----------|--------------|--------------|------------|------------|------------|------------|------------|
| | | | | Rush | Rec | Rec | | |
| Devine, Noel..... | 14 | 0-0 | 0-0 | 0-0 | 0-0 | 0-0 | 0-0 | 84 |
| Bitancurt, Tyler... | 0 | 13-15 | 41-42 | 0-0 | 0-0 | 0-0 | 0-0 | 80 |
| Clarke, Ryan..... | 8 | 0-0 | 0-0 | 0-0 | 0-0 | 0-0 | 0-0 | 48 |
| Brown, Jarrett.... | 6 | 0-0 | 0-0 | 0-0 | 0-0 | 0-0 | 0-0 | 36 |
| Sanders, Jock.... | 4 | 0-0 | 0-0 | 0-0 | 0-0 | 0-0 | 0-0 | 24 |
| Austin, Tavon..... | 3 | 0-0 | 0-0 | 0-0 | 0-0 | 0-0 | 0-0 | 18 |
| Arnett, Alric..... | 3 | 0-0 | 0-0 | 0-0 | 0-0 | 0-0 | 0-0 | 18 |
| Starks, Brad..... | 2 | 0-0 | 0-0 | 0-0 | 0-0 | 0-0 | 0-0 | 12 |
| Johnson, Will..... | 1 | 0-0 | 0-0 | 0-0 | 0-0 | 0-0 | 0-0 | 6 |
| Glover, Sidney... | 1 | 0-0 | 0-0 | 0-0 | 0-0 | 0-0 | 0-0 | 6 |
| Urban, Tyler..... | 1 | 0-0 | 0-0 | 0-0 | 0-0 | 0-0 | 0-0 | 6 |
| Miller, Julian..... | 0 | 0-0 | 0-0 | 0-0 | 0-0 | 0-0 | 0-0 | 2 |
| Kash, Jeremy..... | 0 | 0-0 | 0-0 | 0-1 | 0-0 | 0-0 | 0-0 | 0 |
| Total | 43 | 13-15 | 41-42 | 0-1 | 0-0 | 0-0 | 0-0 | 340 |
| Opponents..... | 30 | 24-35 | 28-29 | 1-1 | 0-0 | 0-0 | 0-0 | 282 |

| Kick Returns | No. | Yds | Avg | TD | Long |
|-----------------------|-----------|--------------|-------------|----------|-----------|
| Rodgers, Mark..... | 27 | 619 | 22.9 | 0 | 51 |
| Austin, Tavon..... | 17 | 426 | 25.1 | 1 | 98 |
| Devine, Noel..... | 5 | 100 | 20.0 | 0 | 26 |
| Kovatch, Ricky..... | 2 | 20 | 10.0 | 0 | 12 |
| Goulbourne, Ovid..... | 1 | 8 | 8.0 | 0 | 8 |
| Hogan, Brandon..... | 1 | 0 | 0.0 | 0 | 0 |
| Sanders, Jock..... | 1 | 28 | 28.0 | 0 | 28 |
| Urban, Tyler..... | 1 | 8 | 8.0 | 0 | 8 |
| Total | 55 | 1,209 | 22.0 | 1 | 98 |
| Opponents..... | 57 | 1,380 | 24.2 | 1 | 91 |

| Fumble Returns | No. | Yds | Avg | TD | Long |
|-----------------------|----------|-----------|-------------|----------|-----------|
| Total | 0 | 0 | 0.0 | 0 | 0 |
| Opponents..... | 1 | 18 | 18.0 | 0 | 18 |

| Interceptions | No. | Yds | Avg | TD | Long |
|-----------------------|-----------|------------|-------------|----------|-----------|
| Sands, Robert..... | 5 | 9 | 1.8 | 0 | 9 |
| Tandy, Keith..... | 3 | 7 | 2.3 | 0 | 6 |
| Glover, Sidney..... | 2 | 44 | 22.0 | 1 | 24 |
| Thomas, J.T..... | 2 | 29 | 14.5 | 0 | 19 |
| Taylor, Josh..... | 1 | 8 | 8.0 | 0 | 8 |
| Goulbourne, Ovid..... | 1 | 13 | 13.0 | 0 | 13 |
| Hogan, Brandon..... | 1 | 17 | 17.0 | 0 | 17 |
| Neild, Chris..... | 1 | 1 | 1.0 | 0 | 1 |
| Richardson, Kent..... | 1 | 54 | 54.0 | 0 | 46 |
| Total | 17 | 235 | 13.8 | 1 | 53 |
| Opponents..... | 10 | 84 | 8.4 | 1 | 22 |

| All-Purpose | Rush/Rec | PR/KR/IR | Total | Avg. |
|-----------------------|--------------------|-----------------------|--------------|--------------|
| Devine, Noel..... | 1,465/177 | 0/100/0 | 1,742 | 134.0 |
| Sanders, Jock..... | 175/688 | 146/28/0 | 1,037 | 79.8 |
| Rodgers, Mark..... | 9/4 | 0/619/0 | 632 | 48.6 |
| Austin, Tavon..... | 47/151 | 0/426/0 | 624 | 48.0 |
| Arnett, Alric..... | 0/586 | 0/0/0 | 586 | 45.1 |
| Brown, Jarrett..... | 466/0 | 0/0/0 | 466 | 35.8 |
| Starks, Brad..... | 10/405 | 0/0/0 | 415 | 34.6 |
| Clarke, Ryan..... | 250/15 | 0/0/0 | 265 | 22.1 |
| Lyons, Wes..... | 0/263 | 0/0/0 | 263 | 20.2 |
| Urban, Tyler..... | 0/117 | 0/8/0 | 125 | 9.6 |
| Hogan, Brandon..... | 0/0 | 85/0/17 | 102 | 7.8 |
| Johnson, Will..... | 0/78 | 0/0/0 | 78 | 6.0 |
| Richardson, Kent..... | 0/0 | 0/0/54 | 54 | 4.2 |
| Lazear, Pat..... | 0/0 | 0/0/53 | 53 | 4.1 |
| Glover, Sidney..... | 0/0 | 0/0/44 | 44 | 3.7 |
| Thomas, J.T..... | 0/0 | 0/0/29 | 29 | 2.2 |
| Goulbourne, Ovid..... | 0/0 | 0/8/13 | 21 | 1.6 |
| Kovatch, Ricky..... | 0/0 | 0/20/0 | 20 | 1.5 |
| Alston, Shawne..... | 18/0 | 0/0/0 | 18 | 3.6 |
| Sands, Robert..... | 0/0 | 0/0/9 | 9 | 0.7 |
| Taylor, Josh..... | 0/0 | 0/0/8 | 8 | 0.7 |
| White, Coley..... | 7/0 | 0/0/0 | 7 | 7.0 |
| Tandy, Keith..... | 0/0 | 0/0/7 | 7 | 0.5 |
| Smith, Geno..... | 7/0 | 0/0/0 | 7 | 1.4 |
| Neild, Chris..... | 0/0 | 0/0/1 | 1 | 0.1 |
| Team..... | -31/0 | 0/0/0 | -31 | -2.4 |
| Total | 2,423/2,484 | 231/1,209/2356 | 582 | 506.3 |
| Opponents..... | 1,647/2,728 | 245/1,380/84 | 6,084 | 468.0 |

| Kickoffs | No. | Yds | Avg | TB | OB | Retn | Net | YdLn |
|-----------------------|-----------|--------------|-------------|-----------|----------|--------------|-------------|-----------|
| Lider, Josh..... | 48 | 2,668 | 55.6 | 1 | 3 | | | |
| Bitancurt, Tyler... | 19 | 1,131 | 59.5 | 3 | 1 | | | |
| Total | 67 | 3,799 | 56.7 | 4 | 4 | 1,380 | 34.9 | 35 |
| Opponents..... | 67 | 4,110 | 61.3 | 10 | 2 | 1,209 | 40.3 | 29 |

| Defense | GP | -----Tackles----- | | | | --Sacks-- ----Pass Def.---- | | | ---Fumbles--- | | Blkd. | |
|---------------------|-----------|-------------------|------------|------------|---------------|------------------------------|---------------|-----------|---------------|-----------|----------|----------|
| | | Solo | Ast. | Total | TFL/Yds | No./Yards | Int./Yards | BrUp. | Rcv./Yds. | FF | Kick | Saf. |
| 31 Lazear, Pat | 13 | 37 | 41 | 78 | 6/20 | 1/6 | 0/53 | 1 | 0 | 1 | 0 | 0 |
| 30 Thomas, J.T. | 13 | 34 | 42 | 76 | 7/16 | 0.5/1 | 2/29 | 5 | 1/0 | 0 | 0 | 0 |
| 22 Hogan, Brandon | 13 | 46 | 28 | 74 | 2/2 | 0 | 1/17 | 11 | 1/0 | 0 | 0 | 0 |
| 47 Williams, Reed | 12 | 30 | 38 | 68 | 6/24 | 2/17 | 0 | 7 | 0 | 1 | 0 | 0 |
| 2 Sands, Robert | 13 | 37 | 28 | 65 | 3.5/10 | 0 | 5/9 | 8 | 1/0 | 0 | 0 | 0 |
| 8 Tandy, Keith | 13 | 43 | 18 | 61 | 4.0/12 | 0 | 3/7 | 4 | 1/0 | 0 | 0 | 0 |
| 11 Glover, Sidney | 12 | 39 | 21 | 60 | 7/29 | 1.5/8 | 2/44 | 4 | 1/0 | 1 | 0 | 0 |
| 97 Miller, Julian | 13 | 30 | 23 | 53 | 14/69 | 9/61 | 0 | 3 | 0 | 1 | 0 | 1 |
| 12 Sowers, Nate | 12 | 29 | 14 | 43 | 5.5/16 | 0 | 0 | 2 | 0 | 1 | 0 | 0 |
| 90 Neild, Chris | 13 | 13 | 22 | 35 | 2/2 | 0 | 1/1 | 1 | 0 | 0 | 0 | 0 |
| 17 Richardson, Kent | 13 | 16 | 8 | 24 | 0 | 0 | 1/54 | 1 | 0 | 0 | 1 | 0 |
| 94 Taylor, Josh | 12 | 11 | 12 | 23 | 3.5/12 | 2/9 | 1/8 | 0 | 0 | 0 | 0 | 0 |
| 45 Leonard, Anthony | 9 | 13 | 10 | 23 | 3/7 | 1/3 | 0 | 0 | 0 | 0 | 0 | 0 |
| 20 Allen, Franchot | 12 | 13 | 9 | 22 | 3/18 | 0 | 0 | 1 | 0 | 0 | 0 | 0 |
| 49 Goulbourne, Ovid | 13 | 8 | 12 | 20 | 5.5/35 | 5.5/35 | 1/13 | 3 | 0 | 0 | 0 | 0 |
| 24 Smith, Eain | 13 | 8 | 9 | 17 | 0 | 0 | 0 | 1 | 0 | 0 | 0 | 0 |
| 93 Berry, Scooter | 8 | 8 | 7 | 15 | 2.5/15 | 1/7 | 0 | 0 | 0 | 0 | 0 | 0 |
| 13 Wood, Anthony | 13 | 7 | 6 | 13 | 0 | 0 | 0 | 0 | 0 | 0 | 0 | 0 |
| 52 Goode, Najee | 13 | 6 | 5 | 11 | 0 | 0 | 0 | 2 | 0 | 0 | 0 | 0 |
| 99 Wright, Jorge | 9 | 8 | 2 | 10 | 2/4 | 1/2 | 0 | 0 | 0 | 0 | 0 | 0 |
| 1D Garvin, Terence | 10 | 3 | 7 | 10 | 0 | 0 | 0 | 0 | 0 | 0 | 0 | 0 |
| 57 Cooper, Zac | 13 | 5 | 5 | 10 | 3.5/29 | 3.5/29 | 0 | 0 | 0 | 1 | 0 | 0 |
| 3 Davis, Eddie | 13 | 3 | 5 | 8 | 0 | 0 | 0 | 0 | 0 | 0 | 0 | 0 |
| 32 Clarke, Ryan | 12 | 3 | 3 | 6 | 0 | 0 | 0 | 0 | 0 | 0 | 0 | 0 |
| 29 Hale, Trippe | 11 | 2 | 3 | 5 | 0 | 0 | 0 | 0 | 0 | 0 | 0 | 0 |
| 38 Lindamood, Matt | 12 | 4 | 1 | 5 | 0 | 0 | 0 | 0 | 0 | 0 | 0 | 0 |
| 28 Roberts, Jordan | 13 | . | 5 | 5 | 0 | 0 | 0 | 0 | 0 | 0 | 0 | 0 |
| 23 Rodgers, Mark | 13 | 3 | 1 | 4 | 0 | 0 | 0 | 0 | 0 | 1 | 0 | 0 |
| 46 Lider, Josh | 11 | 1 | 2 | 3 | 0 | 0 | 0 | 0 | 0 | 0 | 0 | 0 |
| 10 Dervil, Guesly | 11 | 1 | 2 | 3 | 0 | 0 | 0 | 0 | 0 | 0 | 0 | 0 |
| 87 Nutter, Cody | 13 | 0 | 3 | 3 | 0 | 0 | 0 | 0 | 0 | 0 | 0 | 0 |
| 92 Ford, Larry | 9 | 0 | 3 | 3 | 0 | 0 | 0 | 0 | 0 | 0 | 0 | 0 |
| 2C Smith, Lawrence | 3 | 1 | 2 | 3 | 0 | 0 | 0 | 0 | 0 | 0 | 0 | 0 |
| 1 Austin, Tavon | 13 | 2 | 0 | 2 | 0 | 0 | 0 | 0 | 0 | 0 | 0 | 0 |
| 6 Miller, Pat | 9 | 2 | 0 | 2 | 0 | 0 | 0 | 1 | 0 | 0 | 0 | 0 |
| 33 Anderson, Max | 11 | 1 | 1 | 2 | 0 | 0 | 0 | 0 | 0 | 0 | 0 | 0 |
| 64 Barclay, Don | 13 | 1 | 0 | 1 | 0 | 0 | 0 | 0 | 0 | 0 | 0 | 0 |
| 41 Kovatch, Ricky | 13 | 1 | 0 | 1 | 0 | 0 | 0 | 0 | 0 | 0 | 0 | 0 |
| 40 Bitancurt, Tyler | 13 | 1 | 0 | 1 | 0 | 0 | 0 | 0 | 0 | 0 | 0 | 0 |
| 37 Kozlowski, Scott | 13 | 1 | 0 | 1 | 0 | 0 | 0 | 0 | 0 | 0 | 0 | 0 |
| TM Teams | 13 | 1 | 0 | 1 | 0 | 0 | 0 | 0 | 1/0 | 0 | 0 | 0 |
| 82 Arnett, Alric | 13 | 1 | 0 | 1 | 0 | 0 | 0 | 0 | 0 | 0 | 0 | 0 |
| 91 Lageman, J.B. | 1 | 1 | 0 | 1 | 1/7 | 1/7 | 0 | 0 | 0 | 0 | 1 | 0 |
| 89 Urban, Tyler | 13 | 1 | 0 | 1 | 0 | 0 | 0 | 0 | 0 | 0 | 0 | 0 |
| 7 Devine, Noel | 13 | 1 | 0 | 1 | 0 | 0 | 0 | 0 | 0 | 0 | 0 | 0 |
| 9 Sanders, Jock | 13 | 1 | 0 | 1 | 0 | 0 | 0 | 0 | 0 | 0 | 0 | 0 |
| Total | 13 | 477 | 398 | 875 | 81-327 | 29/185 | 17/235 | 55 | 6/0 | 8 | 1 | 1 |
| Opponents | 13 | - | - | - | - | 24/209 | 10/84 | 24 | 15/18 | 12 | 0 | 0 |

2010 Season Review

The West Virginia football program has shown consistency during Bill Stewart's head coaching tenure.

In 2010, the Mountaineers finished with a third straight nine-win season and posted a 5-2 mark in the BIG EAST.

However, Connecticut, Pitt and West Virginia finished with identical league marks and each claimed a piece of the league title.

That marked the sixth conference title won by West Virginia, most by any school in the league.

WVU earned its ninth straight bowl invitation, making a trip to the Champs Sports Bowl against NC State in Orlando, Fla.

West Virginia's nine victories came against Coastal Carolina, Marshall, Maryland, UNLV, USF, Cincinnati, Louisville, Pitt and Rutgers.

When summing up the Mountaineers' 2010 campaign success, it can be attributed to two things: the arm and leadership of sophomore quarterback Geno Smith and a physical, hard-nosed defense.

Smith, the third different starting WVU quarterback in as many years, threw for almost 2,800 yards, completed almost 65 percent of his passes and tossed 24 touchdown strikes.

He was second in single-season pass completions and touchdown passes and fourth in total offense. His 24 touchdowns marked the third time in school history that a passer threw for 20 or more touchdowns in a season.

Senior running back Noel Devine finished his outstanding career as the school leader in all-purpose yardage (5,761), No. 3 in career rushing yards (4,315) and 31 total touchdowns.

Senior wide receiver Jock Sanders finished as the school's career reception leader with 206 catches for 1,980 yards and 14 touchdowns.

The defense was the only one in the nation to not give up more than 23 points in a single game the entire season.

It held its opponents to 13.5 points a game, third-best nationally and was third in total defense, giving up an average of 261.1 yards per game.

The Mountaineers were No. 2 nationally in rushing defense (86.5) and No. 11 in pass defense (174.6).

WVU was second in the nation in third-down

efficiency defense and sacks (45), No. 6 in most amount of three-and-outs and No. 26 in tackles for loss.

Eleven players were named to the all-BIG EAST teams, led by first-teamers defensive lineman Chris Neild, cornerback Keith Tandy and safety Robert Sands.

Five All-America honors were given to Mountaineer players, led by Sands, who was named a first-teamer by The Sporting News. Tandy was named a second team member on one team and a third-teamer on another, and Neild was named a third team honoree.

Devine, Sidney Glover, Brandon Hogan, Neild, Sanders and J.T. Thomas were invited to senior all-star games and Devine, Hogan, Neild, Sands, Sanders and Thomas also were invited to attend the NFL Scouting Combine.

Defensive coordinator Jeff Casteel was named the BIG EAST defensive coordinator of the year by rivals.com, coach Bill Kirelawich was named national defensive line coach of the year by FootballScoop and Mike Kerin was



named the football operations director of the year by FootballScoop.

West Virginia opened its season with three straight wins over Coastal Carolina (31-0), at Marshall (24-21 OT) and against Maryland (31-17).

WVU's shutout of the Chanticleers was the first blanking of an opponent since Cincinnati in 2005.

In his first career start, Smith completed 20-of-27 for 216 yards and two touchdowns. Devine ran for 111 yards and a touchdown and Sanders finished with eight catches for 71 yards and a touchdown to lead the team offensively.

In his first career start, Terence Garvin led WVU with 10 tackles, and Sands collected 1.5 tackles for loss.

Game two saw the Mountaineers hit the road for the annual "Friends of Coal Bowl" against in-state opponent Marshall.

The Thundering Herd shut down the Mountaineers for the first three quarters. With its back against the wall down 21-6 at the beginning of the fourth quarter, Smith led West Virginia on a comeback for the ages.

The Herd had first and goal at the WVU six-yard line and was ready to put the final nail in the coffin, when Jorge Wright forced Marshall running back Tron Martinez to fumble.

West Virginia began its comeback with 8:28 left in the game, driving 96 yards in nine plays to cut the Thundering Herd lead to eight, 21-13, with 5:12 remaining.

After the defense held Marshall again, the offense started its final drive on the two-yard line and 3:09 left in the game.

Fifteen plays later, including a fourth down conversion, Smith found tight end Will Johnson running along the back of the end zone for the tying touchdown. Sanders caught the game-tying two-point conversion to knot the game at 21-21 and send it into overtime.

Tyler Bitancurt hit a 20-yard field goal, and Marshall kicker Tyler Warner missed a 39-yard field goal to give WVU the victory.

Smith completed 32-of-45 passes for 316 yards and a touchdown, Devine ran for 112 yards and a touchdown and had 10 catches for 62 yards. Linebacker Najee Goode led WVU with 10 tackles, including two for loss.

The annual border war between Maryland and West Virginia didn't disappoint the home faithful as the Mountaineers came out early and



left no doubt.

Smith completed 19-of-29 passes for 268 yards and four touchdowns, Devine ran for 131 yards and Tavon Austin finished with seven catches for 106 yards and two touchdowns to lead the WVU offense. Stedman Bailey finished with four catches for 60 yards, including two touchdowns.

The defense had a stellar effort against the Terps, holding their ground game to minus-10 yards and the offense to 227 total yards. The Mountaineers collected eight sacks, nine tackles for loss, two forced fumbles and four pass breakups.

Newcomer Bruce Irvin led the WVU defense with three sacks, and Scooter Berry finished with two. Anthony Leonard led with eight tackles.

WVU returned to the road to face LSU, one of the top teams in the Southeastern Conference and the nation.

The Mountaineer defense grabbed two interceptions and held the Tigers to 230 total yards, including 80 passing yards,

A big blow to the offense came early in the game when Devine was hit out of bounds, sustaining a toe injury that he didn't recover from until late in the season.

Down 17-0 midway through the second quarter, Smith guided WVU back into the game, throwing two touchdown passes to close the LSU lead to three points, 17-14, midway through the third quarter.

Smith threw a touchdown pass to Bailey, before halftime and then a second one to Sanders at the beginning of the third quarter.

The Tigers tacked on an early fourth-quarter field goal to push their lead to 20-14, the final outcome.

West Virginia had three drives in the fourth quarter to try and take the lead, but LSU's defense held its ground and stopped the WVU offense each time, giving the Mountaineers their first loss of the season.

Sands led West Virginia with nine tackles, including five solo stops and a tackle for loss. Neild finished with six tackles, including a sack and Tandy and Eain Smith each finished with an interception.



Anthony Leonard

West Virginia came home and regrouped, running off wins against UNLV (49-10) and USF (20-6) to push its record to 5-1 and 1-0 in the BIG EAST.

The Mountaineers stormed out to a 21-point lead and never looked back, posting a 35-0 halftime lead against UNLV.

Devine rushed for 84 yards on three carries, an average of 28.0 yards per run and two touchdowns.

Smith completed 12-of-16 passes for 220 yards and three touchdowns. Brad Starks finished with 100 yards receiving and three touchdowns. The three touchdowns marked the third time in school history that a Mountaineer scored three receiving touchdowns and the first time it happened since 1977.

The defense held the Rebels to 10 points, 276 total yards, including 96 yards rushing and registered three sacks and nine tackles for loss.

Tandy had two interceptions, and Pat Miller, Terence Garvin and Glover led WVU with seven tackles each.

In front of a national television Thursday night ESPN audience, WVU avenged last year's loss against USF, as the Mountaineer defense was stellar against the Bulls, holding them to one field goal in each half.

WVU registered five sacks, 10 tackles for loss and three interceptions, Tandy finished with 10 tackles, a forced fumble and an interception and Goode registered two sacks.

Sands had a key interception in the second quarter and returned it to the USF seven-yard line. On the next play, Smith hit Sanders with a pass, who in turn lateraled it back to Devine who ran in for the touchdown.

Smith led the Mountaineers, completing 24-of-31 passes for 219 yards and two touchdowns. Devine and Starks each had a receiving touchdowns and Sanders finished with 10 receptions to lead all receivers.

Turnovers plagued the Mountaineers for a two-game stretch, as WVU dropped games to Syracuse (19-14) and at Connecticut, (16-13 in overtime).

The WVU defense continued its trend, holding the Orange to 246 yards, including 63 passing yards.

Devine rushed for a season-high 122 yards, averaged 5.1 yards per play and tied with Austin for the team lead in receptions with five.

The game headed in the wrong direction from

the beginning, as Smith threw the first of his three picks on the third play.

Even with the mistake, the Mountaineers held a 14-10 lead at the end of the first quarter and appeared ready to tack on more points.

WVU had a first down at the Syracuse six-yard line, when Smith threw his second interception of the game.

The Orange scored on three Ross Krautman field goals to take the five point-lead at halftime, 19-14. The final field goal came with :37 seconds left in the half, set up by Smith's third interception.

Both defenses held the entire second half as neither team scored, giving the Orange the first win over West Virginia since 2001.

Six days later at Connecticut, WVU jumped to a 10-0 first quarter lead, but UConn used four Mountaineer fumbles to defeat West Virginia.

Starks put the Mountaineers on the board with a 53-yard run, and Bitancurt added a field goal to give WVU a 10-0 lead in the first quarter.

A Dave Teggart 39-yard field goal at the end

of the first half, and a Jordan Todman 24-yard run midway through the third quarter tied the game at 10-10.

WVU once again took the lead, 13-10, at the end of the third quarter on a second Bitancurt field goal.

Another West Virginia turnover gave the ball back to Connecticut, who tied the game five plays later at 13-13 on a 26-yard field goal by Teggart, early in the fourth quarter.

Both teams battled throughout the remainder of regulation but neither team could score so the game went to overtime.

West Virginia got the ball first and marched down to the one-yard line when the fourth fumble proved costly.

The Mountaineers scored a touchdown on its first run, but it was called back because of holding. WVU fumbled on the second play but recovered and retained possession. West Virginia ran for 15 more yards in next three plays down to the one-yard line.

UConn took over possession and in five plays kicked the winning field goal from 27-yards to pull off the upset.

WVU had four games left to complete its regular season and had its proverbial backs against the wall and no room for error.

As was done the year before, the Mountaineers played its best football of the season, winning all four games and earning a share of the regular-season title.

Behind 245 rushing yards and four passing touchdowns by Smith, WVU broke a two-year drought against Cincinnati, winning 37-10. That win enabled the Mountaineers to be bowl eligible for the ninth straight year.

Devine collected 77 yards and a touchdown, and Shawne Alston ran for 75 yards to lead the ground attack. Smith completed 15-of-25 passes for 174 yards and four touchdowns. Sanders led the WVU receivers with six catches for 95 yards and two touchdowns. Austin was on the other end of two touchdown passes.

The defense was stalwart once again, holding the Bearcats to 281 yards, including 60 yards rushing. WVU finished with five sacks, eight tackles for loss, two interceptions, two fumble recoveries and six pass breakups.

West Virginia then faced a much-improved Louisville squad on the road and escaped with a 17-10 win.

After the Cardinal defense stopped the



J.T. Thomas



Mountaineers on their first drive, UofL drove the ball down the field in eight plays and took the early 3-0 lead.

WVU regained the lead, 7-3, on its next drive behind 22 yards rushing by Devine and a 25 yard catch by Austin.

In the second quarter, Smith was sacked deep in Mountaineer territory and fumbled the ball in the end zone, where it was recovered by Daniel Brown for the Cardinal touchdown, giving Louisville the 10-7 lead.

WVU wasted little time moving the ball down the field to take the 14-10 halftime lead. A J.D. Woods reception for 13 yards and a 48-yard run by Devine set up the Mountaineer touchdown.

West Virginia pushed its lead to 17-10, the final outcome, in its first drive of the second half. The Mountaineers used mostly running plays to march down the field in 10 plays and kicked a 43-yard Bitancurt field goal.

Once again, the defense halted the Cardinals and kept them off balance and away from the end zone to preserve the victory.

The Mountaineers held the Cardinals to 171

total yards, including 26 yards rushing and 145 yards passing. They collected four sacks, eight tackles for loss, two pass breakups and an interception.

Leonard led the WVU defense with seven solo tackles, and Miller finished with six tackles, including two tackles for loss. Irvin finished with two sacks, and Garvin and Smith each had one.

West Virginia traveled to Pittsburgh the day after Thanksgiving for the annual Backyard Brawl. The Mountaineers had an outstanding performance on both sides of the ball and downed the rival Panthers, 35-10.

The defense once again didn't disappoint, as it held Pitt to 78 yards rushing. WVU finished with two sacks, three tackles for loss, five forced fumbles, three recoveries, an interception and six pass breakups.

Brandon Hogan intercepted quarterback Tino Sunseri on the first Pitt drive and returned it 53 yards to the Panther two-yard line. Big Ryan Clarke barreled in to give the Mountaineers the early 7-0 lead.

Pitt tied the game late in the first quarter, when Sunseri hit Devin Street for an eight-yard

Jock Sanders



touchdown.

After the Mountaineers recovered a Pitt fumble midway through the second stanza, Smith hit Devine with a swing pass and 48 yards later was set up on the goal line looking to re-take the lead.

Smith found Johnson in the back of the end zone for the touchdown, giving WVU the 14-7 halftime lead.

The Mountaineers hit the biggest play of the game on their opening drive of the second half, as Smith threw a season-long 71-yard bomb to Austin to give WVU a 21-7 lead.

Pitt scored a field goal in the second half to cut the West Virginia lead to 21-10.

The next drive, WVU extended its lead to 28-10, as the Mountaineers ran nine straight times, before Smith found Austin for a 12-yard touchdown along the side of the end zone.

The Mountaineers finished off their big day with another score to open the fourth quarter. Smith connected with Sanders for a 38-yard pass play, and then hit him for 13 more yards, before Clarke barrelled in from two yards out to give WVU a 35-10 lead.

Smith finished the game, completing 9-of-12 passes for 212 yards and three touchdowns. Alston ran for a game-high 71 yards, Sanders finished with four catches for 70 yards and Austin had two touchdowns catches for 83 yards.

Tandy led all tacklers for the game with nine stops, including eight unassisted stops. Hogan finished with six tackles, including five solo stops, forced and recovered a fumble, had a 53-yard interception return and a pass breakup.

In early December, West Virginia and Rutgers fought through cold conditions to close out the regular season for both squads.

The Mountaineers sent their seniors out the right way, defeating the Scarlet Knights, 35-14, marking the 16th straight defeat of Rutgers.

West Virginia took the early 14-0 lead in its first two drives with a 19-yard pass from Smith to Austin midway through the first quarter and followed that with a one-yard run by Clarke at the beginning of the second stanza.

Rutgers mounted a 12-play drive to dent the scoreboard at the end of first half to cut the WVU lead to 14-7.

West Virginia scored a touchdown midway through the third quarter on Clarke's second scoring run of the game, and Austin scored on



a 46-yard run for his second touchdown, giving WVU a 28-7 lead at the beginning of the fourth quarter.

Clarke scored his third touchdown of the game to close out the Mountaineers scoring with 4:32 left. Rutgers scored on a 44-yard pass play with two minutes left in the game to provide the final outcome.

Once again, the Mountaineer defense was outstanding, holding the Scarlet Knights to 203 total yards, including 63 rushing yards. WVU collected six sacks, 10 tackles for loss, a fumble recovery and three pass breakups.

Miller finished with a game-high three sacks and Irvin had two. Glover led in tackles with eight, including six solo stops and had 1.5 tackles for loss.

Smith connected on 23-of-28 passes for 352 yards and a touchdown. He also ran for 44 yards.

Austin led all receivers with six catches for 121 yards and a touchdown and had a team-high 46 yards rushing and a touchdown. Sanders finished with six catches for 81 yards.

The Mountaineers earned their ninth straight bowl bid against NC State in the Champs Sports Bowl in Orlando, Fla., marking the third straight ACC opponent that WVU would face in its bowl game.

As in West Virginia's other three losses in 2010, fumbles and missed opportunities once again played a key role in the outcome. The Mountaineers lost four fumbles, threw one interception and missed two field goals.

Smith threw for 196 yards on 22-of-39 passing and a touchdown and ran for a team-high 59 yards. Devine, in his last game as a Mountaineer ran for 50 yards and an average of 6.2 yards per carry. Sanders, also in his last game of his WVU career, finished with five catches for 58 yards and Austin had five catches for 30 yards.

NC State opened the scoring with a first quarter touchdown, taking the 7-0 lead. Mostly using the pass, the Wolfpack drove 86 yards in 10 plays and scored on a 16-yard pass from Russell Wilson to Mustafa Greene.

In the second quarter, West Virginia forced a Wolfpack fumble deep in their own territory

and drove it down to the NC State 26-yard line before missing the first field goal of the game.

The defense held, and then the offense tied the game with an eight-play 64-yard drive that finished with an acrobatic 32-yard touchdown reception by Stedman Bailey.


After a 46-yard kickoff return, NC State ran out the clock before halftime, driving the ball 20 yards and kicking a 45-yard field goal, giving the Wolfpack the 10-7 lead.

NC State tacked on two more field goals in the third quarter from 38 and 40 yards to take a 16-7 lead. The Mountaineers fumbled the ball, NC State drove down and kicked a field goal, WVU turned it over on downs, the Wolfpack would kick another field goal.

The fourth quarter was disastrous for West Virginia, as it fumbled on its first drive, threw an interception on the second drive, missed a 42-yard field goal on its third drive, fumbled a punt return and then fumbled on its final drive.

NC State added an insurance touchdown late in the game. WVU fumbled the ball on a punt on its seven-yard line, before the Wolfpack drove to paydirt three plays later to provide the final outcome.

WVU finished the 2010 season, winning nine games and a share of the BIG EAST title, with a new starting quarterback, and boasting a defense that was one of the best in the school history.



2010 Statistical Totals

| Date | Opponent | Result | Score | Attend. |
|------|------------------|--------|-------|---------|
| S4 | Coastal Carolina | W | 31-0 | 57,862 |
| S10 | at Marshall | W (OT) | 24-21 | 41,382 |
| S18 | Maryland | W | 31-17 | 60,122 |
| S25 | at (15) LSU | L | 14-20 | 92,575 |
| O9 | UNLV | W | 49-10 | 58,234 |
| O14 | *USF | W | 20-6 | 54,955 |
| O23 | *Syracuse | L | 14-19 | 58,122 |
| O29 | *at Connecticut | L (OT) | 13-16 | 40,000 |
| N13 | *Cincinnati | W | 37-10 | 56,593 |
| N20 | *at Louisville | W | 17-10 | 51,772 |
| N26 | *at Pitt | W | 35-10 | 60,562 |
| D4 | *Rutgers | W | 35-14 | 48,386 |
| D28 | vs. NC State | L | 7-23 | 48,962 |

* - BIG EAST Conference Game

^ - Champs Sports Bowl, Orlando, Fla.

| Team Statistics | WVU | OPP |
|--------------------------------------|---------------------|---------------------|
| SCORING | 327 | 176 |
| Points Per Game | 25.2 | 13.5 |
| FIRST DOWNS | 260 | 178 |
| Rushing..... | 126 | 65 |
| Passing..... | 110 | 98 |
| Penalty..... | 24 | 15 |
| RUSHING YARDAGE | 2,076 | 1,124 |
| Yards gained rushing..... | 2,481 | 1,537 |
| Yards lost rushing..... | 405 | 413 |
| Rushing Attempts..... | 526 | 410 |
| Average Per Rush..... | 3.9 | 2.7 |
| Average Per Game..... | 159.7 | 86.5 |
| TDs Rushing..... | 18 | 3 |
| PASSING YARDAGE | 2,769 | 2,270 |
| Comp./Att./Int..... | 245/382/8 | 228/393/12 |
| Average Per Pass..... | 7.2 | 5.8 |
| Average Per Catch..... | 11.3 | 10.0 |
| Average Per Game..... | 213.0 | 174.6 |
| TDs Passing..... | 24 | 12 |
| TOTAL OFFENSE | 4,845 | 3,394 |
| Total Plays..... | 908 | 803 |
| Average Per Play..... | 5.3 | 4.2 |
| Average Per Game..... | 372.7 | 261.1 |
| KICK RETURNS: No./Yards | 42/805 | 55/1,140 |
| PUNT RETURNS: No./Yards | 22/185 | 18/156 |
| INT RETURNS: No./Yards | 12/204 | 8/173 |
| KICK RETURN AVERAGE | 19.2 | 20.7 |
| PUNT RETURN AVERAGE | 8.4 | 8.7 |
| INT RETURN AVERAGE | 17.0 | 21.6 |
| FUMBLES/LOST | 30/20 | 25/11 |
| PENALTIES/Yards | 62/528 | 79/752 |
| Average Per Game..... | 40.6 | 57.8 |
| PUNTS/Yards | 67/2,802 | 84/3,531 |
| Average Per Punt..... | 41.8 | 42.0 |
| Net punt average..... | 37.7 | 38.6 |
| TIME OF POSSESSION/Game | 30:44 | 29:16 |
| 3RD-DOWN Conversions | 89/199 | 49/186 |
| 3rd-Down Pct..... | 45% | 26% |
| 4TH-DOWN Conversions | 8/15 | 10/20 |
| 4th-Down Pct..... | 53% | 50% |
| SACKS BY/Yards | 45-260 | 27/199 |
| MISC YARDS | 0 | 20 |
| TOUCHDOWNS SCORED | 42 | 17 |
| FIELD GOALS/ATTEMPTS | 10/17 | 19/23 |
| ON-SIDE KICKS | 0/0 | 0/1 |
| RED-ZONE SCORES | (40/53) 75% | (19/25) 76% |
| RED-ZONE TDs | (31/53) 58% | (8/25) 32% |
| PAT-ATTEMPTS | (41/41) 100% | (17/17) 100% |
| ATTENDANCE | 394,274 | 286,291 |
| Games/Avg. Per Game..... | 7/56,325 | 5/57,258 |
| Neutral Site Games | 1/48,962 | |

| | Scoring By Quarters | | | | | Total |
|---------------|---------------------|-----------------|-----------------|-----------------|----|-------|
| | 1 st | 2 nd | 3 rd | 4 th | OT | |
| West Virginia | 114 | 82 | 75 | 53 | 3 | 327 |
| Opponents | 41 | 52 | 43 | 37 | 3 | 176 |

| Rushing | GP | Att. | Net | Avg. | TD | Long |
|------------------------|-----------|------------|--------------|------------|-----------|-----------|
| Devine, Noel..... | 13 | 208 | 934 | 4.5 | 6 | 50 |
| Clarke, Ryan..... | 13 | 80 | 291 | 3.6 | 8 | 23 |
| Alston, Shawne..... | 13 | 56 | 248 | 4.4 | 0 | 23 |
| Smith, Geno..... | 13 | 106 | 217 | 2.0 | 0 | 29 |
| Austin, Tavon..... | 13 | 16 | 161 | 10.1 | 1 | 46 |
| Sanders, Jock..... | 13 | 14 | 92 | 6.6 | 1 | 31 |
| Starks, Brad..... | 13 | 1 | 53 | 53.0 | 1 | 53 |
| Lindamood, Matt..... | 13 | 15 | 49 | 3.3 | 1 | 8 |
| Johnson, Trey..... | 5 | 15 | 42 | 2.8 | 0 | 9 |
| Hargrett, Daquan..... | 10 | 3 | 14 | 4.7 | 0 | 10 |
| Brunetti, Barry..... | 4 | 1 | 4 | 4.0 | 0 | 4 |
| McCartney, Ivan..... | 12 | 1 | 2 | 2.0 | 0 | 2 |
| Team..... | 13 | 10 | -31 | -3.1 | 0 | 0 |
| Total | 13 | 526 | 2,076 | 3.9 | 18 | 53 |
| Opponents | 13 | 410 | 1,124 | 2.7 | 3 | 55 |

| Passing | Cmp.-Att.-Int. | Pct. | Yards | TD | Long |
|------------------------|-------------------|-------------|--------------|-----------|-----------|
| Smith, Geno..... | 241-372-7 | 64.8 | 2,763 | 24 | 71 |
| Brunetti, Barry..... | 4-9-0 | 44.4 | 6 | 0 | 6 |
| Sanders, Jock..... | 0-1-1 | 0.0 | 0 | 0 | 0 |
| Total | 245-382-8 | 64.1 | 2,769 | 24 | 71 |
| Opponents | 228-393-12 | 58.0 | 2,270 | 12 | 96 |

| Total Offense | Plays | Rush/Pass | Total | Avg. |
|------------------------|------------|--------------------|--------------|--------------|
| Smith, Geno..... | 478 | 217/2763 | 2980 | 229.2 |
| Devine, Noel..... | 208 | 934/0 | 934 | 71.8 |
| Clarke, Ryan..... | 80 | 291/0 | 291 | 22.4 |
| Alston, Shawne..... | 56 | 248/0 | 248 | 19.1 |
| Austin, Tavon..... | 16 | 161/0 | 161 | 12.4 |
| Sanders, Jock..... | 15 | 92/0 | 92 | 7.1 |
| Starks, Brad..... | 1 | 53/0 | 53 | 4.1 |
| Lindamood, Matt..... | 15 | 49/0 | 49 | 3.8 |
| Johnson, Trey..... | 15 | 42/0 | 42 | 8.4 |
| Hargrett, Daquan..... | 3 | 14/0 | 14 | 1.4 |
| Brunetti, Barry..... | 10 | 4/6 | 10 | 2.5 |
| McCartney, Ivan..... | 1 | 2/0 | 2 | 0.2 |
| Team..... | 10 | -31/0 | -31 | -2.4 |
| Total | 908 | 2,076/2,769 | 4,845 | 372.7 |
| Opponents | 803 | 1,124/2,270 | 3,394 | 261.1 |

| Receiving | No. | Yards | Avg. | TD | Long |
|------------------------|------------|--------------|-------------|-----------|-----------|
| Sanders, Jock..... | 69 | 728 | 10.6 | 4 | 48 |
| Austin, Tavon..... | 58 | 787 | 13.6 | 8 | 71 |
| Devine, Noel..... | 34 | 258 | 7.6 | 1 | 48 |
| Bailey, Stedman..... | 24 | 317 | 13.2 | 4 | 32 |
| Starks, Brad..... | 19 | 317 | 16.7 | 4 | 48 |
| Woods, J.D..... | 18 | 205 | 11.4 | 1 | 21 |
| Johnson, Will..... | 9 | 107 | 11.9 | 2 | 37 |
| Alston, Shawne..... | 4 | 8 | 2.0 | 0 | 9 |
| Urban, Tyler..... | 3 | 7 | 2.3 | 0 | 4 |
| Clarke, Ryan..... | 2 | 16 | 8.0 | 0 | 9 |
| White, Coley..... | 2 | 3 | 1.5 | 0 | 5 |
| Johnson, Trey..... | 1 | 6 | 6.0 | 0 | 6 |
| Lindamood, Matt..... | 1 | 6 | 6.0 | 0 | 6 |
| McCartney, Ivan..... | 1 | 4 | 4.0 | 0 | 4 |
| Total | 245 | 2,769 | 11.3 | 24 | 71 |
| Opponents | 228 | 2,270 | 10.0 | 12 | 96 |

| Punt Returns | No. | Yds | Avg | TD | Long |
|------------------|-----------|------------|------------|----------|-----------|
| Hogan, Brandon | 12 | 93 | 7.8 | 0 | 18 |
| Sanders, Jock | 8 | 86 | 10.8 | 0 | 66 |
| Bell, Travis | 1 | 0 | 0.0 | 0 | 0 |
| Woods, J.D. | 1 | 6 | 6.0 | 0 | 6 |
| Total | 22 | 185 | 8.4 | 0 | 66 |
| Opponents | 18 | 156 | 8.7 | 1 | 60 |

| Field Goals | Att. | Pct. | 20-29 | 30-39 | 40-49 | Lg | Blk |
|------------------|-------|------|-------|-------|-------|----|-----|
| Bitancurt, Tyler | 10-17 | 58.8 | 5-6 | 3-4 | 2-7 | 43 | 4 |

| FG SEQUENCE | West Virginia | Opponents |
|------------------|-----------------------|-------------------------|
| Coastal Carolina | (21) | 47,42 |
| Marshall | (34),(33), 45,(20) | 39 |
| Maryland | (23) | (35) |
| LSU | 28,48 | (49),(23) |
| UNLV | - | (39) |
| USF | (27),(24) | (36),(47) |
| Syracuse | - | (28),(19), (33),(22) |
| Connecticut | (36),(42) | (39),(26), (27) |
| Cincinnati | - | (49) |
| LOUISVILLE | (43),41 | (43) |
| PITT | - | (42) |
| RUTGERS | 37 | - |
| NC State | 43,42 | (45),(38), (40),27 |

Numbers in (parentheses) indicate field goal was made.

| PUNTING | No. | Yds | Avg | Long | TB | FC | I20 | Blkd |
|------------------|-----------|--------------|-------------|-----------|----------|-----------|-----------|----------|
| Pugnetti, Gregg | 67 | 2,802 | 41.8 | 71 | 6 | 23 | 24 | 0 |
| Total | 67 | 2,802 | 41.8 | 71 | 6 | 23 | 24 | 0 |
| Opponents | 84 | 3,531 | 42.0 | 73 | 5 | 28 | 33 | 0 |

| Scoring | TD | FG | Kick | PAT | | | Pts |
|------------------|-----------|--------------|--------------|------------|----------|------------|------------|
| | | | | Rush | Rec | Pas | |
| Bitancurt, Tyler | 0 | 10-17 | 41-41 | 0-0 | 0 | 0-0 | 71 |
| Austin, Tavon | 9 | 0-0 | 0-0 | 0-0 | 0 | 0-0 | 54 |
| Clarke, Ryan | 8 | 0-0 | 0-0 | 0-0 | 0 | 0-0 | 48 |
| Devine, Noel | 7 | 0-0 | 0-0 | 0-0 | 0 | 0-0 | 42 |
| Sanders, Jock | 5 | 0-0 | 0-0 | 0-0 | 1 | 0-0 | 32 |
| Starks, Brad | 5 | 0-0 | 0-0 | 0-0 | 0 | 0-0 | 30 |
| Bailey, Stedman | 4 | 0-0 | 0-0 | 0-0 | 0 | 0-0 | 24 |
| Johnson, Will | 2 | 0-0 | 0-0 | 0-0 | 0 | 0-0 | 12 |
| Lindamood, Matt | 1 | 0-0 | 0-0 | 0-0 | 0 | 0-0 | 6 |
| Woods, J.D. | 1 | 0-0 | 0-0 | 0-0 | 0 | 0-0 | 6 |
| Team | 0 | 0-0 | 0-0 | 0-0 | 0 | 0-0 | 2 |
| Smith, Geno | 0 | 0-0 | 0-0 | 0-0 | 0 | 1-1 | 0 |
| Total | 42 | 10-17 | 41-41 | 0-0 | 1 | 1-1 | 327 |
| Opponents | 17 | 19-23 | 17-17 | 0-0 | 0 | 0-0 | 176 |

| Kick Returns | No. | Yds | Avg | TD | Long |
|------------------|-----------|--------------|-------------|----------|-----------|
| Austin, Tavon | 12 | 230 | 19.2 | 0 | 50 |
| Sanders, Jock | 12 | 299 | 24.9 | 0 | 60 |
| Hogan, Brandon | 6 | 133 | 22.2 | 0 | 28 |
| Devine, Noel | 4 | 62 | 15.5 | 0 | 25 |
| Davis, Eddie | 3 | 47 | 15.7 | 0 | 22 |
| Clarke, Ryan | 3 | 33 | 11.0 | 0 | 18 |
| Johnson, Will | 1 | 1 | 1.0 | 0 | 1 |
| Alston, Shawne | 1 | 0 | 0.0 | 0 | 0 |
| Total | 42 | 805 | 19.2 | 0 | 60 |
| Opponents | 55 | 1,140 | 20.7 | 0 | 55 |

| Fumble Returns | No. | Yds | Avg | TD | Long |
|------------------|----------|-----------|-------------|----------|-----------|
| Garvin, Terrence | 1 | 29 | 29.0 | 0 | 29 |
| Thomas, J.T. | 1 | 12 | 12.0 | 0 | |
| Total | 2 | 41 | 20.5 | 0 | 29 |
| Opponents | 2 | 10 | 5.0 | 1 | 7 |

| Interceptions | No. | Yds | Avg | TD | Long |
|------------------|-----------|------------|-------------|----------|-----------|
| Tandy Keith | 6 | 51 | 8.5 | 0 | 26 |
| Hogan, Brandon | 3 | 78 | 26.0 | 0 | 53 |
| Smith, Eain | 1 | 38 | 38.0 | 0 | 38 |
| Sands, Robert | 1 | 28 | 28.0 | 0 | 28 |
| Bowser, Brantwon | 1 | 4 | 4.0 | 0 | 4 |
| Total | 12 | 204 | 17.0 | 0 | 53 |
| Opponents | 8 | 173 | 21.6 | 0 | 53 |

| All-Purpose | Rush/Rec | PR/KR/IR | Total | Avg. |
|------------------|--------------------|----------------------|--------------|--------------|
| Devine, Noel | 934/258 | 0/62/0 | 1,254 | 96.5 |
| Sanders, Jock | 92/728 | 86/299/0 | 1,205 | 92.7 |
| Austin, Tavon | 161/787 | 0/230/0 | 1,178 | 90.6 |
| Starks, Brad | 53/317 | 0/0/0 | 370 | 28.5 |
| Clarke, Ryan | 291/16 | 0/33/0 | 340 | 26.2 |
| Bailey, Stedman | 0/317 | 0/0/0 | 317 | 24.4 |
| Hogan, Brandon | 0/0 | 93/133/78 | 304 | 27.6 |
| Alston, Shawne | 248/8 | 0/0/0 | 256 | 19.7 |
| Smith, Geno | 217/0 | 0/0/0 | 217 | 16.7 |
| Woods, J.D. | 0/205 | 6/0/0 | 211 | 16.2 |
| Johnson, Will | 0/107 | 0/1/0 | 108 | 8.3 |
| Lindamood, Matt | 49/6 | 0/0/0 | 55 | 4.2 |
| Tandy, Keith | 0/0 | 0/0/51 | 51 | 3.9 |
| Johnson, Trey | 42/6 | 0/0/0 | 48 | 9.6 |
| Davis, Eddie | 0/0 | 0/47/0 | 47 | 3.6 |
| Smith, Eain | 0/0 | 0/0/38 | 38 | 3.2 |
| Sands Robert | 0/0 | 0/0/28 | 28 | 2.2 |
| Hargrett, Daquan | 14/0 | 0/0/0 | 14 | 1.4 |
| Urban, Tyler | 0/7 | 0/0/0 | 7 | 0.6 |
| McCartney, Ivan | 2/4 | 0/0/0 | 6 | 0.5 |
| Garvin, Terrence | 0/0 | 0/0/5 | 5 | 0.4 |
| Brunetti, Barry | 4/0 | 0/0/0 | 4 | 1.0 |
| Bowser, Brantwon | 0/0 | 0/0/4 | 4 | 0.3 |
| White, Coley | 0/3 | 0/0/0 | 3 | 1.0 |
| Team | -31/0 | 0/0/0 | -31 | -2.4 |
| Total | 2,076/2,769 | 185/805/204 | 6,039 | 464.5 |
| Opponents | 1,124/2,270 | 156/1,140/173 | 4,863 | 374.1 |

| KICKOFFS | No. | Yds | Avg | TB | OB | Retn | Net YdLn |
|------------------|-----------|--------------|-------------|----------|----------|--------------|----------------|
| Smith, Corey | 64 | 3,984 | 62.2 | 8 | 0 | | |
| Total | 64 | 3,984 | 62.2 | 8 | 0 | 1,140 | 41.9 28 |
| Opponents | 47 | 2,849 | 60.6 | 3 | 2 | 805 | 42.2 27 |

| Defense | GP | -----Tackles----- | | | | --Sacks-- ----Pass Def.---- | | | ---Fumbles--- | | Blkd. | |
|----------------------|-----------|-------------------|------------|------------|---------------|-----------------------------|---------------|-----------|---------------|-----------|----------|----------|
| | | Solo | Ast. | Total | TFL/Yds | No./Yards | Int./Yards | BrUp. | Rcv./Yds. | FF | Kick | Saf. |
| 28 Garvin, Terrence | 13 | 41 | 35 | 76 | 4.5/17 | 1/8 | 0/5 | 4 | 2/29 | 1 | 0 | 0 |
| 30 Thomas, J.T. | 13 | 36 | 37 | 73 | 7/28 | 2.5/12 | 0 | 4 | 2/12 | 2 | 0 | 0 |
| 45 Leonard, A. | 13 | 42 | 28 | 70 | 6.5/17 | 1/9 | 0 | 3 | 0 | 1 | 0 | 0 |
| 4 Glover, Sidney | 13 | 43 | 20 | 63 | 7/27 | 4/23 | 0 | 5 | 2/0 | 1 | 0 | 0 |
| 8 Tandy, Keith | 13 | 38 | 19 | 57 | 2.0/3 | 0 | 6/51 | 11 | 0 | 1 | 0 | 0 |
| 97 Miller, Julian | 13 | 28 | 26 | 54 | 14.0/47 | 9/33 | 0 | 3 | 0 | 1 | 0 | 0 |
| 2 Sands, Robert | 13 | 34 | 19 | 53 | 6.5/35 | 1.5/7 | 1/28 | 0 | 0 | 1 | 0 | 0 |
| 52 Goode, Najee | 13 | 26 | 21 | 47 | 8.5/35 | 3/18 | 0 | 4 | 0 | 1 | 0 | 0 |
| 22 Hogan, Brandon | 11 | 25 | 12 | 37 | 0 | 0 | 3/78 | 6 | 1/0 | 1 | 0 | 0 |
| 90 Neild, Chris | 13 | 17 | 18 | 35 | 4/15 | 3/12 | 0 | 0 | 0 | 0 | 0 | 0 |
| 93 Berry, Scooter | 13 | 15 | 20 | 35 | 4.5/38 | 4/36 | 0 | 0 | 2/0 | 0 | 0 | 0 |
| 31 Lazear, Pat | 10 | 14 | 11 | 25 | 1/5 | 1/5 | 0 | 1 | 0 | 0 | 0 | 0 |
| 24 Smith, Eain | 12 | 15 | 8 | 23 | 1/9 | 1/9 | 1/38 | 2 | 0 | 0 | 0 | 0 |
| 11 Irvin, Bruce | 13 | 18 | 3 | 21 | 14.0/88 | 14/88 | 0 | 1 | 0 | 2 | 0 | 0 |
| 6 Miller, Pat | 13 | 14 | 6 | 20 | 1/4 | 0 | 0 | 4 | 0 | 0 | 0 | 0 |
| 23 Jenkins, Brodrick | 13 | 17 | 1 | 18 | 0 | 0 | 0 | 2 | 0 | 0 | 0 | 0 |
| 47 Rigg, Doug | 13 | 8 | 6 | 14 | 0.5/0 | 0 | 0 | 0 | 0 | 0 | 0 | 0 |
| 94 Taylor, Josh | 11 | 3 | 10 | 13 | 0 | 0 | 0 | 0 | 0 | 1 | 0 | 0 |
| 18 Bowser, Brantwon | 13 | 3 | 8 | 11 | 0 | 0 | 1/4 | 2 | 0 | 0 | 0 | 0 |
| 99 Wright, Jorge | 12 | 3 | 7 | 10 | 1.5/4 | 0 | 0 | 0 | 0 | 1 | 0 | 0 |
| 25 Cook, Darwin | 13 | 8 | 1 | 9 | 0 | 0 | 0 | 0 | 1/0 | 0 | 0 | 0 |
| 43 Vance, Casey | 12 | 5 | 3 | 8 | 0 | 0 | 0 | 0 | 0 | 1 | 0 | 0 |
| 33 Dorsey, Mike | 13 | 7 | 0 | 7 | 2/4 | 0 | 0 | 0 | 1/0 | 0 | 0 | 0 |
| 53 Anderson, Tyler | 13 | 3 | 3 | 6 | 0 | 0 | 0 | 0 | 0 | 0 | 0 | 0 |
| 35 Smith, Lawrence | 13 | 4 | 2 | 6 | 0 | 0 | 0 | 0 | 0 | 0 | 0 | 0 |
| 26 Bell, Travis | 13 | 4 | 1 | 5 | 0 | 0 | 0 | 0 | 0 | 0 | 0 | 0 |
| 91 Lageman, J.B. | 3 | 1 | 3 | 4 | 0.5/1 | 0 | 0 | 0 | 0 | 0 | 0 | 0 |
| 29 Hale, Trippe | 12 | 3 | 1 | 4 | 0 | 0 | 0 | 0 | 0 | 0 | 0 | 0 |
| 10 Bailey, Stedman | 13 | 3 | 1 | 4 | 0 | 0 | 0 | 0 | 0 | 1 | 0 | 0 |
| 44 Smith, Corey | 13 | 2 | 1 | 3 | 0 | 0 | 0 | 0 | 0 | 0 | 0 | 0 |
| 17 Busick, Branko | 2 | 1 | 2 | 3 | 0 | 0 | 0 | 0 | 0 | 0 | 0 | 0 |
| 6 Johnson, Will | 13 | 1 | 2 | 3 | 0 | 0 | 0 | 0 | 0 | 0 | 0 | 0 |
| 3 Davis, Eddie | 13 | 1 | 2 | 3 | 0 | 0 | 0 | 0 | 0 | 0 | 0 | 0 |
| 2 Starks, Brad | 13 | 2 | 0 | 2 | 0 | 0 | 0 | 0 | 0 | 0 | 0 | 0 |
| 87 Nutter, Cody | 13 | 0 | 2 | 2 | 0 | 0 | 0 | 0 | 0 | 0 | 0 | 0 |
| 81 Woods, J.D. | 13 | 2 | 0 | 2 | 0 | 0 | 0 | 0 | 0 | 0 | 0 | 0 |
| 98 Clarke, Will | 4 | 1 | 1 | 2 | 0.5/2 | 0 | 0 | 0 | 0 | 0 | 0 | 0 |
| 57 Braun, Jeff | 13 | 1 | 1 | 2 | 0 | 0 | 0 | 0 | 0 | 0 | 0 | 0 |
| 32 Clarke, Ryan | 13 | 1 | 0 | 1 | 0 | 0 | 0 | 0 | 0 | 0 | 0 | 0 |
| 1 Austin, Tavon | 13 | 1 | 0 | 1 | 0 | 0 | 0 | 0 | 0 | 0 | 0 | 0 |
| 12 Smith, Geno | 13 | 0 | 1 | 1 | 0 | 0 | 0 | 0 | 0 | 0 | 0 | 0 |
| 38 Lindamood, Matt | 13 | 0 | 1 | 1 | 0 | 0 | 0 | 0 | 0 | 0 | 0 | 0 |
| 7 Devine, Noel | 13 | 1 | 0 | 1 | 0 | 0 | 0 | 0 | 0 | 0 | 0 | 0 |
| 92 Ford, Larry | 5 | 0 | 1 | 1 | 0 | 0 | 0 | 0 | 0 | 0 | 0 | 0 |
| 9 Sanders, Jock | 13 | 1 | 0 | 1 | 0 | 0 | 0 | 0 | 0 | 0 | 0 | 0 |
| 78 Huffman, C.J. | 1 | 0 | 1 | 1 | 0.5/1 | 0 | 0 | 0 | 0 | 0 | 0 | 0 |
| TM Team | 13 | 0 | 0 | 0 | 0 | 0 | 0 | 0 | 0 | 0 | 0 | 1 |
| Total | 13 | 493 | 345 | 838 | 87/380 | 45/260 | 12/204 | 52 | 11/41 | 16 | 0 | 1 |
| Opponents | 13 | - | - | - | - | 27/199 | 8/173 | 28 | 20/10 | 20 | 4 | 0 |

WEST VIRGINIA



Professional
Football
1920-2010

WVU Players In The Draft

| Player | Round | Team |
|----------------------|------------|-----------------------|
| 1936 ... | | |
| Joe Stydahar | 1st..... | Chicago Bears |
| 1937 ... | | |
| Herb Barna | 7th | Philadelphia Eagles |
| 1938 ... | | |
| Kelly Moan..... | 5th | New York Giants |
| 1939 ... | | |
| Alex Atty..... | 18th | Cleveland Browns |
| 1940 ... | | |
| Harry Clarke | 11th..... | Chicago Bears |
| Mike Gussie..... | 13th | Brooklyn |
| 1941 ... | | |
| John Shonk..... | 17th | Philadelphia Eagles |
| 1943 ... | | |
| Vic Peelish..... | 17th | Detroit Lions |
| Quentin Barnette ... | 19th | Brooklyn |
| 1944 ... | | |
| Eddie Kulakowski ... | 19th | Philadelphia Eagles |
| Dick McElwee | 28th | Detroit Lions |
| 1945 ... | | |
| Leo Benjamin..... | 27th | Philadelphia Eagles |
| 1946 ... | | |
| Russ Lopez..... | 17th | Pittsburgh Steelers |
| 1948 ... | | |
| Tom Keene | 2nd..... | Los Angeles Rams/NFL |
| Gene Corum..... | 9th | Chicago Cardinals/NFL |
| Jim Walthall | 11th..... | Philadelphia/NFL |
| Jim Walthall | 16th | Buffalo/AAFC |
| Gene Corum..... | 26th | Chicago Rockets/AAFC |
| 1950 ... | | |
| Pete Zinach | 9th | San Francisco 49ers |
| Fred Stuvek | 11th..... | Los Angeles Rams |
| Jack Morton..... | 13th | New York Bulldogs |
| Dave Stephenson ... | 15th | Los Angeles Rams |
| 1951 ... | | |
| Jack Bove | 19th | Philadelphia Eagles |
| Frank Kazmierski.... | 26th | Detroit Lions |
| 1952 ... | | |
| Paul Bischoff..... | 15th | New York Giants |
| 1953 ... | | |
| Bob Orders | 13th | Green Bay Packers |
| 1954 ... | | |
| Tommy Allman | 4th | Green Bay Packers |
| Bill Marker..... | 8th | Washington Redskins |
| Ralph Starkey | 8th | New York Giants |
| Ben Dunkerly | 12th | Washington Redskins |
| Jerry Cooper..... | 21st..... | Los Angeles Rams |
| Bill Jarrett..... | 24th | Chicago Bears |
| Ed Brookman..... | 24th | Los Angeles Rams |
| Jack Stone..... | 29th | Philadelphia Eagles |
| 1955 ... | | |
| Gene Lamone..... | 5th | Philadelphia Eagles |
| Bill Hillen..... | 11th..... | New York Giants |
| Clyde Sweeney..... | 18th | Los Angeles Rams |
| Chuck Donaldson ... | 23rd | Washington Redskins |
| 1956 ... | | |
| Joe Marconi..... | 1st..... | Los Angeles Rams |

| Player | Round | Team |
|----------------------|------------|--------------------------|
| Bruce Bosley | 2nd..... | San Francisco 49ers |
| Sam Huff..... | 3rd | New York Giants |
| Fred Wyant..... | 3rd | Washington Redskins |
| Bobby Moss..... | 4th | Cleveland Browns |
| Bill Underdonk | 11th..... | Cleveland Browns |
| 1957 ... | | |
| Tony Hosek..... | 15th | Chicago Bears |
| Joe Kopnisky | 21st..... | Chicago Cardinals |
| Ron Klim | 24th | Chicago Cardinals |
| Bill Trozzo | 29th | Cleveland Browns |
| 1958 ... | | |
| Chuck Howley..... | 1st..... | Chicago Bears |
| Larry Krutko | 2nd..... | Pittsburgh Steelers |
| Joe Nicely | 3rd | Baltimore Colts |
| Mickey Trimarki..... | 13th | Philadelphia Eagles |
| Bill Chancey..... | 19th | Chicago Bears |
| 1959 ... | | |
| Dick Guessman | 6th | Detroit Lions |
| Bill Lopasky | 13th | San Francisco 49ers |
| Mel Reight | 21st..... | Washington Redskins |
| Glenn Shamblin.... | 22nd..... | Chicago Cardinals |
| 1960 ... | | |
| Ray Peterson..... | 14th | Philadelphia Eagles |
| Ray Peterson..... | | Buffalo Bills (AFL) |
| Bill Lopasky | | Los Angeles Chargers |
| 1962 ... | | |
| Bill Winter | 6th | San Francisco 49ers |
| Bill Winter | 12th | New York Titans (AFL) |
| 1963 ... | | |
| Tom Woodeshick | 4th | Buffalo Bills (AFL) |
| Gene Heeter | 8th | San Diego Chargers |
| Tom Woodeshick | 8th | Philadelphia Eagles |
| Jim Moss | 13th | New York Giants |
| Jim Moss | 16th | Oakland Raiders (AFL) |
| Steve Berzansky..... | 19th | Baltimore Colts |
| Steve Berzansky..... | 28th | San Diego Chargers (AFL) |
| 1964 ... | | |
| Pete Goimarac..... | 5th | San Diego Chargers (AFL) |
| Pete Goimarac..... | 7th | Philadelphia Eagles |
| Glenn Holton..... | 10th | Detroit Lions |
| 1965 ... | | |
| Joe Pabian..... | 15th | San Francisco 49ers |
| 1966 ... | | |
| Dick Leftridge..... | 1st..... | Pittsburgh Steelers |
| Dick Leftridge..... | 4th | Miami Dolphins (AFL) |
| Bob Dunlevy | 6th | Dallas Cowboys |
| Bill Sullivan | 15th | Detroit Lions |
| Bob Dunlevy | 19th .. | Kansas City Chiefs (AFL) |
| 1968 ... | | |
| Garrett Ford..... | 3rd | Denver Broncos |
| John Mallory | 10th | Philadelphia Eagles |
| Ron Williams..... | 14th | Dallas Cowboys |
| Dan Williamson..... | 14th | Philadelphia Eagles |
| 1970 ... | | |
| Carl Crennel | 9th | Pittsburgh Steelers |
| 1971 ... | | |
| Jim Braxton..... | 3rd | Buffalo Bills |

| Player | Round | Team | Player | Round | Team |
|------------------------|------------|----------------------|------------------------|------------|----------------------|
| Dale Farley | 3rd | Miami Dolphins | Basil Proctor | 7th | New York Jets |
| Bob Gresham | 8th | New Orleans Saints | Jack Linn | 9th | Detroit Lions |
| 1972 ... | | | Lonnie Brockman..... | 9th | New Orleans Saints |
| Leon Jenkins | 16th | Detroit Lions | Major Harris | 12th | Los Angeles Raiders |
| 1973 ... | | | 1992 ... | | |
| Ed Williams..... | 14th | Baltimore Colts | Jim Gray | 7th | New England Patriots |
| 1975 ... | | | Steve Grant | 10th | Indianapolis Colts |
| Danny Buggs | 3rd | New York Giants | 1993 ... | | |
| John Adams..... | 8th | St. Louis Cardinals | Mike Compton | 3rd | Detroit Lions |
| Charles Miller..... | 8th | Cleveland Browns | Adrian Murrell | 5th | New York Jets |
| Marshall Mills..... | 10th | Atlanta Falcons | 1994 ... | | |
| Jeff Merrow | 11th..... | Atlanta Falcons | Rich Braham..... | 3rd | Arizona Cardinals |
| Kerry Marbury..... | 16th | New England Patriots | Jay Kearney..... | 6th | Green Bay Packers |
| 1976 ... | | | Darren Studstill | 6th | Dallas Cowboys |
| Ron Lee | 3rd | Baltimore Colts | 1995 ... | | |
| Artie Owens | 4th | San Diego Chargers | Todd Sauerbrun | 2nd..... | Chicago Bears |
| Charles Braswell..... | 8th | Detroit Lions | 1996 ... | | |
| Al Gluchoski..... | 14th | New York Jets | Aaron Beasley | 3rd | Jacksonville Jaguars |
| Rich Lukowski..... | 17th | Minnesota Vikings | John Browning..... | 3rd | Kansas City Chiefs |
| Scott MacDonald ... | 17th | New Orleans Saints | Kantroy Barber | 4th | New England Patriots |
| 1978 ... | | | Lovett Purnell..... | 7th | New England Patriots |
| Tom Pridemore | 9th | Atlanta Falcons | 1997 ... | | |
| Dave Riley | 11th..... | New Orleans Saints | Mike Logan | 2nd..... | Jacksonville Jaguars |
| 1981 ... | | | Canute Curtis..... | 6th | Cincinnati Bengals |
| Delbert Fowler | 5th | Houston Oilers | 1998 ... | | |
| Fulton Walker | 6th | Miami Dolphins | Henry Slay | 7th | Atlanta Falcons |
| Robert Alexander.... | 10th | Los Angeles Rams | 1999 ... | | |
| 1982 ... | | | Charles Fisher | 2nd..... | Cincinnati Bengals |
| Oliver Luck..... | 2nd..... | Houston Oilers | Solomon Page | 2nd..... | Dallas Cowboys |
| 1983 ... | | | John Thornton | 2nd..... | Tennessee Titans |
| Darryl Talley..... | 2nd..... | Buffalo Bills | Gary Stills | 3rd | Kansas City Chiefs |
| Mark Raugh | 11th..... | Pittsburgh Steelers | Amos Zereoue | 3rd | Pittsburgh Steelers |
| 1984 ... | | | Kevin Landolt..... | 4th | Jacksonville Jaguars |
| Jeff Hostetler | 3rd | New York Giants | 2000 ... | | |
| Rich Hollins..... | 9th | Detroit Lions | Anthony Becht | 1st..... | New York Jets |
| Steve Hathaway | 12th | Indianapolis Colts | Jerry Porter | 2nd..... | Oakland Raiders |
| 1985 ... | | | Barrett Green..... | 2nd..... | Detroit Lions |
| Ron Wolfley | 4th | St. Louis Cardinals | Marc Bulger | 6th | New Orleans Saints |
| Willie Drewrey..... | 11th..... | Houston Oilers | 2003 ... | | |
| Paul Woodside | 12th | Buffalo Bills | Lance Nimmo | 4th | Tampa Bay Buccaneers |
| 1986 ... | | | James Davis | 5th | Detroit Lions |
| Brian Jozwiak | 1st..... | Kansas City Chiefs | 2004 ... | | |
| Fred Smalls | 7th | San Diego Chargers | Quincy Wilson..... | 7th | Atlanta Falcons |
| Derek Christian..... | 12th | Buffalo Bills | 2005 ... | | |
| 1987 ... | | | Adam Jones..... | 1st..... | Tennessee Titans |
| John Holifield..... | 12th | Cincinnati Bengals | Chris Henry..... | 3rd | Cincinnati Bengals |
| 1988 ... | | | Rasheed Marshall.... | 5th | San Francisco 49ers |
| David Grant | 4th | Cincinnati Bengals | 2007 ... | | |
| 1989 ... | | | Dee McCann..... | 6th | Detroit Lions |
| Bo Orlando | 6th | Houston Oilers | 2008 ... | | |
| Craig Taylor | 6th | Cincinnati Bengals | Steve Slaton | 3rd | Houston Texans |
| Undra Johnson | 7th | Atlanta Falcons | Owen Schmitt | 5th | Seattle Seahawks |
| Chris Parker..... | 8th | Detroit Lions | Ryan Mundy | 6th | Pittsburgh Steelers |
| Anthony Brown | 8th | New York Jets | 2009 ... | | |
| Alvoid Mays | 8th | Houston Oilers | Pat White | 2nd..... | Miami Dolphins |
| Pat Marlatt | 9th | New York Jets | Ellis Lankster | 7th | Buffalo Bills |
| Brian Smider..... | 11th..... | Houston Oilers | Pat McAfee | 7th | Indianapolis Colts |
| 1990 ... | | | 2010 ... | | |
| Renaldo Turnbull | 1st..... | New Orleans Saints | Selvish Capers | 7th | Washington Redskins |
| Reggie Rembert | 2nd..... | New York Jets | | | |
| Mike Fox | 2nd..... | New York Giants | | | |

WVU Players In The Pro Ranks

1 9 2 0 - 2 0 1 0

| Name (Years Lettered at WVU) | | Name (Years Lettered at WVU) | |
|-------------------------------------|-------------------|--------------------------------------|-----------|
| Team/League | Years | Team/League | Years |
| Alexander, Robert (77-78-79-80) | | Braxton, Jim (68-69-70) | |
| Los Angeles Rams (NFL) | 1981-83 | Buffalo Bills (NFL) | 1971-78 |
| Los Angeles Express (USFL) | 1985 | Miami Dolphins (NFL) | 1978 |
| Anderson, William (43) | | Brewster, Walter (27-28) | |
| Boston Yanks (NFL) | 1945 | Buffalo Bisons (NFL) | 1929 |
| Atty, Alexander (36-37-38) | | Briggs, Tom (91-92) | |
| New York Giants (NFL) | 1948 | Anaheim Piranhas (AFL) | 1997 |
| Bailey, Russell (15-16-17-19) | | Portland Forest Dragons (AFL) | 1997-99 |
| Akron Pros (APFA) | 1920-21 | Oklahoma Wranglers (AFL) | 2000-01 |
| Baisi, Albert (37-38-39) | | Dallas Desperados (AFL) | 2002-03 |
| Chicago Bears (NFL) | 1940-41,46 | Austin Wranglers (AFL) | 2004-06 |
| Philadelphia Eagles (NFL) | 1947 | Tampa Bay Storm (AFL) | 2007-08 |
| Baker, Mike (90-91-93) | | Brown, Anthony (87-88) | |
| St. Louis Stampede (AFL) | 1996 | New York Jets (NFL) | 1989-92 |
| Albany Firebirds (AFL) | 1997 | Brown, Antonio (98-99-2000-01) | |
| Grand Rapids Rampage (AFL) | 1998-2002 | Buffalo Bills (NFL) | 2003 |
| Barber, Kantroy (94-95) | | Washington Redskins (NFL) | 2004-05 |
| New England Patriots (NFL) | 1996 | Brown, Tim (92-93) | |
| Carolina Panthers (NFL) | 1997 | Anaheim Piranhas (AFL) | 1997 |
| Miami Dolphins (NFL) | 1998-99 | Albany Firebirds (AFL) | 1998-2000 |
| Barnum, Pete (22-23-25-26) | | Chicago Rush (AFL) | 2001 |
| Columbus Tigers (NFL) | 1926 | Browning, John (93-94-95) | |
| Barrows, Scott (82-83-84) | | Kansas City Chiefs (NFL) | 1996-2005 |
| Detroit Lions (NFL) | 1986-87 | Bruder, Woodruff (24) | |
| Baumann, Charlie (85-86-87-88) | | Buffalo Bisons (NFL) | 1925 |
| Orlando Thunder (WLAF) | 1991 | Frankford Yellowjackets (NFL) | 1925-26 |
| Miami Dolphins (NFL) | 1991 | Buggs, Danny (72-73-74) | |
| New England Patriots (NFL) | 1991-92 | New York Giants (NFL) | 1975-76 |
| Orlando Predators (AFL) | 1996-97 | Washington Redskins (NFL) | 1976-79 |
| Beasley, Aaron (92-93-94-95) | | Edmonton Eskimos (CFL) | 1980 |
| Jacksonville Jaguars (NFL) | 1996-2001 | Tampa Bay Bandits (USFL) | 1983 |
| New York Jets (NFL) | 2002-03 | San Antonio Gunslingers (USFL) | 1984-85 |
| Atlanta Falcons (NFL) | 2004 | Bulger, Marc (96-97-98-99) | |
| Becht, Anthony (96-97-98-99) | | St. Louis Rams (NFL) | 2001-09 |
| New York Jets (NFL) | 2000-04 | Baltimore Ravens (NFL) | 2010 |
| Tampa Bay Buccaneers (NFL) | 2005-07 | Bumgardner, Rex (46-47) | |
| St. Louis Rams (NFL) | 2008 | Buffalo Bills (AAFC) | 1948-49 |
| Arizona Cardinals (NFL) | 2009 | Cleveland Browns (NFL) | 1950-52 |
| Beck, Carl (20) | | Burke, Mark (73-74-75) | |
| Buffalo All-Americans (APFA) | 1921 | Philadelphia Eagles (NFL) | 1976 |
| Bell, Grantis (85-86-87-88) | | Campbell, Todd (79-80-81-82) | |
| Orlando Thunder (WLAF) | 1992 | Arizona Wranglers (USFL) | 1983 |
| Detroit Drive (AFL) | 1993 | Carliss, John (38-39-40) | |
| Massachusetts Marauders (AFL) | 1994 | Richmond Rebels (DFL) | 1941 |
| Tampa Bay Storm (AFL) | 1994 | Clarke, Harry (37-38-39) | |
| Bischoff, Paul (50-51-52) | | Chicago Bears (NFL) | 1940-43 |
| Hamilton Tiger-Cats (CFL) | 1955 | San Diego Bombers (PCFL) | 1945 |
| Bosley, Bruce (52-53-54-55) | | Los Angeles Dons (AAFC) | 1946-48 |
| San Francisco 49ers (NFL) | 1956-68 | Chicago Rockets (AAFC) | 1948 |
| Atlanta Falcons (NFL) | 1969 | Cobourne, Avon (99-2000-01C-02C) | |
| Bove, John (48-49-50) | | Detroit Lions (NFL) | 2003 |
| Ottawa Rough Riders (CFL).... | 1951-53,55, 58-59 | Cologne Centurions (NFLE) | 2004 |
| Braham, Rich (90-91-92-93) | | Montreal Alouettes (CFL) | 2006-09 |
| Arizona Cardinals (NFL) | 1994 | Collins, Mike (90-91-92-93C) | |
| Cincinnati Bengals (NFL) | 1994-2006 | St. Louis Stampede AFL) | 1995 |

| Name (Years Lettered at WVU) | Team/League | Years | Name (Years Lettered at WVU) | Team/League | Years |
|-------------------------------------|--------------------------------|---------------|-------------------------------------|---------------------------------|--------------|
| Compton, Mike (89-90-91-92) | Detroit Lions (NFL) | 1993-2000 | Farley, Dale (68-69-70) | Miami Dolphins (NFL) | 1971 |
| | New England Patriots (NFL) | 2001-03 | | Buffalo Bills (NFL) | 1972-73 |
| | Jacksonville Jaguars (NFL) | 2004 | | Toronto Argonauts (CFL) | 1974 |
| Crennel, Carl (67-68-69) | Pittsburgh Steelers (NFL) | 1970 | Fisher, Charles (95-96-97-98) | Cincinnati Bengals (NFL) | 1999-2000 |
| | Winnipeg Blue Bombers (CFL) | 1971 | Ford, Garrett (65-66-67) | Denver Broncos (AFL) | 1968 |
| | Montreal Alouettes (CFL) | 1972-79 | Foreman, Shawn (95-96-97-98) | Oklahoma Wranglers (AFL) | 2001 |
| | Edmonton Eskimos (CFL) | 1979 | | Dallas Desperados (AFL) | 2002 |
| | Hamilton Tiger-Cats (CFL) | 1980 | Fowler, Delbert (77-78-79-80) | Montreal Alouettes (CFL) | 1982-83 |
| | Saskatchewan Roughriders (CFL) | 1981 | | Winnipeg Blue Bombers (CFL) | 1984, 86-89 |
| Curtis, Canute (93-94-95-96) | Cincinnati Bengals (NFL) | 1997-2002 | Fowlkes, Dennis (79-80-81-82) | Minnesota Vikings (NFL) | 1983-85 |
| Curtis, Travis (83-84-85-86) | St. Louis Cardinals (NFL) | 1987 | | New York Giants (NFL) | 1990-94 |
| | Phoenix Cardinals (NFL) | 1988 | | Carolina Panthers (NFL) | 1995-98 |
| | Minnesota Vikings (NFL) | 1989 | Frazier, Lance (2000-01-02-03C) | Dallas Cowboys (NFL) | 2004 |
| | New York Jets (NFL) | 1990 | | Cologne Centurions (NFLE) | 2006 |
| | Barcelona Dragons (WLAFL) | 1992 | | Saskatchewan Rough Riders (CFL) | 2007-08 |
| Davis, Carl (22-23-24-25) | Newark Bears (AFL) | 1926 | Fryer, Kenneth (40-43) | Newport News (DFL) | 1941 |
| | Frankford Yellowjackets (NFL) | 1927 | | Brooklyn Tigers (NFL) | 1944 |
| Davis, James (99-2000-01-02C) | Detroit Lions (NFL) | 2003-05 | Gilliam, Rick (97-98-99-2000) | Indiana Firebirds (AFL) | 2002 |
| Davis, Jason (1999-2000-01-02) | Berlin Thunder (NFLE) | 2006 | | Tampa Bay Bandits (USFL) | 1983 |
| De Groh, Eric (95-96-97-98) | Tampa Bay Buccaneers (NFL) | 1999 | Gist, Andre (80-81-82) | Detroit Lions (NFL) | 1942 |
| Doggette, Cecil (90-91) | Detroit Drive (AFL) | 1993 | Goodman, Henry (40-41) | Detroit Lions (NFL) | 1942 |
| | Arizona Rattlers (AFL) | 1995, 97-2002 | Goodwin, Charles Tod (32-33-34) | New York Giants (NFL) | 1935-36 |
| | Grand Rapids Rampage (AFL) | 2003-05 | | Wilmington Clippers (DFL) | 1937 |
| | Columbus Destroyers (AFL) | 2006 | | Wilmington Clippers (AA) | 1938-40 |
| Dolly, Richard (37-38-39) | Pittsburgh Steelers (NFL) | 1941,45 | Graham, Frederick (21-22-23-24) | Frankford Yellowjackets (NFL) | 1926 |
| Drewrey, Willie (81-82-83-84) | Houston Oilers (NFL) | 1985-88 | | Providence Steam Rollers (AFL) | 1926 |
| | Tampa Bay Buccaneers (NFL) | 1989-92 | Grant, David (84-85-86-87) | Cincinnati Bengals (NFL) | 1988-92 |
| | Houston Oilers (NFL) | 1993 | | Tampa Bay Buccaneers (NFL) | 1992 |
| Durrette, Mike (80-81) | Los Angeles Express (USFL) | 1983-85 | | Green Bay Packers (NFL) | 1993 |
| | San Francisco 49ers (NFL) | 1986-87 | Grant, Stephen (88-89-90-91) | Indianapolis Colts (NFL) | 1992-97 |
| Easley, Walter (76-77-79-80) | San Francisco 49ers (NFL) | 1981-82 | Green, Anthony (96-97-98-99) | New York Giants (NFL) | 2001 |
| | Chicago Blitz (USFL) | 1983 | | Detroit Lions (NFL) | 2000-03 |
| | Pittsburgh Maulers (USFL) | 1984 | | New York Giants (NFL) | 2004-05 |
| Eckberg, Gustavus (22-23-24) | Cleveland Bulldogs (NFL) | 1925 | Gresham, Bob (68-69-70) | New Orleans Saints (NFL) | 1971-72 |
| Edmonds, Chris (1997-98-99-2000) | Cincinnati Bengals (NFL) | 2002-03 | | Houston Oilers (NFL) | 1973-74 |
| Eller, Charlie (36-37-38) | Newark Bears (AA) | 1939-41 | | New York Jets (AFL) | 1975-76 |
| Emanuel, Charles (93-94-95-96) | Minnesota Vikings (NFL) | 1997 | Guseman, Richard (56-57-58) | New York Titans (AFL) | 1960-62 |
| | Philadelphia Eagles (NFL) | 1997 | | New York Jets (AFL) | 1963 |
| | Rhein Fire (NFLE) | 1999 | | Denver Broncos (AFL) | 1964 |
| Estrada, Angel (2002-03) | Ohio Valley Greyhounds (NIFL) | 2004 | Gussie, Michael (37-38-39) | Brooklyn Dodgers (NFL) | 1940 |
| | New York Dragons (AFL) | 2005-08 | | | |

| Name (Years Lettered at WVU) | Team/League | Years |
|--------------------------------|---------------------------------------|------------|
| Haering, Chris (86-87-88-89) | New York/New Jersey Knights (WLAF) | 1991 |
| Hagberg, Rudolph (27-28) | Buffalo Bisons (NFL) | 1929 |
| | Brooklyn Dodgers (NFL) | 1930 |
| Harris, Chuck (81) | Denver Dynamite (AFL) | 1987 |
| | Los Angeles Cobras (AFL) | 1988 |
| | Maryland Commandos (AFL) | 1989 |
| | Washington Commandos (AFL) | 1990 |
| | Albany Firebirds (AFL) | 1991 |
| | Chicago Bears (NFL%) | 1987 |
| Harris, Kay-Jay (2004-05) | St. Louis Rams (NFL) | 2006-07 |
| | New York Giants (NFL) | 2008 |
| Harris, Harry (17) | Akron Pros (APFA) | 1920 |
| Harris, Major (87-88-89) | British Columbia Lions (CFL) | 1990 |
| | Columbus Thunderbolts (AFL) | 1991 |
| | Cleveland Thunderbolts (AFL) | 1992 |
| Hathaway, Steve (81-82-83) | Indianapolis Colts (NFL) | 1984 |
| Hedrick, Olan (35-36-37) | Newark Bears (AA) | 1939 |
| Heeter, Eugene (60-61-62) | New York Jets (AFL) | 1963-65 |
| Henry, Chris (2003-04) | Cincinnati Bengals (NFL) | 2005-09 |
| Herock, Kenneth (60-61-62) | Oakland Raiders (AFL) | 1963-67 |
| | Cincinnati Bengals (AFL) | 1968 |
| | Boston Patriots (AFL) | 1969 |
| Hill, Ed (90-91-92-93) | St. Louis Stampede (AFL) | 1995-96 |
| | Milwaukee Mustangs (AFL) | 1997 |
| Holifield, John (84-85-86) | Cincinnati Bengals (NFL) | 1989 |
| Holmes, Jerry (78-79) | New York Jets (NFL) | 1980-83 |
| | Pittsburgh Maulers (USFL) | 1984 |
| | New Jersey Generals (USFL) | 1985 |
| | New York Jets (NFL) | 1986-87 |
| | Detroit Lions (NFL) | 1988-89 |
| | Green Bay Packers (NFL) | 1990-91 |
| Hostetler, Jeff (82-83) | New York Giants (NFL) | 1984-92 |
| | Oakland Raiders (NFL) | 1993-96 |
| | Washington Redskins (NFL) | 1997-98 |
| Howley, Chuck (55-56-57) | Chicago Bears (NFL) | 1958-59 |
| | Dallas Cowboys (NFL) | 1961-73 |
| Huff, Sam (52-53-54-55)# | New York Giants (NFL) | 1956-63 |
| | Washington Redskins (NFL) | 1964-67,69 |
| Hunter, Ernest (2002-03-04-05) | Wilkes-Barre/Scranton Pioneers (AFL2) | 2007 |
| | Los Angeles Avengers (AFL) | 2008 |
| Igono, David (2005) | Central Valley Coyotes (AFL2) | 2008 |

| Name (Years Lettered at WVU) | Team/League | Years |
|-------------------------------|----------------------------|-----------|
| Ivy, Khori (1997-98-99-2000C) | Barcelona Dragons (NFL) | 2002 |
| | Los Angeles Avengers (AFL) | 2005 |
| Ivy, Mortty (2005-06-07-08) | Carolina Panthers (NFL) | 2009 |
| Jenkins, Leon (69-70-71) | Detroit Lions (NFL) | 1972 |
| | Shreveport Steamers (WFL) | 1975 |
| Jett, James (89-90-91-92) | Oakland Raiders (NFL) | 1993-2002 |
| Johnson, Undra (85-86-87-88) | Atlanta Falcons (NFL) | 1989 |
| | San Antonio Riders (WLAF) | 1991 |
| Johnston, Chad (94-95-96) | Orlando Predators (AFL) | 1998 |
| Jones, Adam (2002-03-04) | Tennessee Titans (NFL) | 2005-06 |
| | Dallas Cowboys (NFL) | 2008 |
| | Cincinnati Bengals (NFL) | 2010 |
| Jones, Greg (88-90) | London Monarchs (WFL) | 1992 |
| Jozwiak, Brian (83-84-85-86) | Kansas City Chiefs (NFL) | 1986-88 |
| Karr, William (30-31-32) | Chicago Bears (NFL) | 1933-38 |
| Keane, Thomas (46-47) | Los Angeles Rams (NFL) | 1948-51 |
| | Dallas, Texans (NFL) | 1952 |
| | Baltimore Colts (NFL) | 1953-54 |
| | Chicago Cardinals (NFL) | 1955 |
| Kelchner, Jake (92-93) | Las Vegas Posse (CFL) | 1994 |
| | Tampa Bay Storm (AFL) | 1995 |
| | Milwaukee Mustangs (AFL) | 1996 |
| | Florida Bobcats (AFL) | 1996-97 |
| | Grand Rapids Rampage (AFL) | 1998 |
| Kidd, Harold (91-92-93-94) | Orlando Predators (AFL) | 1996 |
| Kimble, Frank (41) | Pittsburgh Steelers (NFL) | 1945 |
| King, Andrew (15-16-17-19) | Akron Pros (APFA) | 1920-22 |
| | Milwaukee Badgers (NFL) | 1922 |
| | Chicago Cardinals (NFL) | 1923-24 |
| | Hammond Pros (NFL) | 1925 |
| Krutko, Lawrence (55-56-57) | Pittsburgh Steelers (NFL) | 1958-60 |
| Lake, Antwan (98-99-2000-01) | Detroit Lions (NFL) | 2002 |
| | Atlanta Falcons (NFL) | 2004-05 |
| | New Orleans Saints (NFL) | 2006-08 |
| Lambert, Gordon (64-65) | Denver Broncos (AFL) | 1968-69 |
| Landolt, Kevin (95-96-97-98) | Jacksonville Jaguars (NFL) | 1999 |
| Lankster, Ellis (2007-08) | Buffalo Bills (NFL) | 2009 |
| Lee, Ron (72-74-75) | Baltimore Colts (NFL) | 1976-78 |

| Name (Years Lettered at WVU) | Team/League | Years | Name (Years Lettered at WVU) | Team/League | Years |
|-------------------------------------|------------------------------------|--------------|-------------------------------------|-------------------------------|--------------|
| Leftridge, Dick (63-64-65) | Pittsburgh Steelers (NFL) | 1966 | McIntyre, Corey (1998-99-2000-01) | Cleveland Browns (NFL) | 2005 |
| Lester, Ray (48) | Patterson Panthers (AFL) | 1949 | | Atlanta Falcons (NFL) | 2006-07 |
| Linn, Jack (86-87-88-89) | Indianapolis Colts (NFL) | 1991 | | New Orleans Saints (NFL) | 2006 |
| | Detroit Lions (NFL) | 1992-93 | | Buffalo Bills (NFL) | 2008-10 |
| | Cincinnati Bengals (NFL) | 1993 | McCree, Boo (2003-04-05-06) | Green Bay Blizzard (AFL2) | 2008 |
| Logan, Mike (93-94-95-96) | Jacksonville Jaguars (NFL) | 1997-2000 | Meredith, Russell (17-20-21-22) | Louisville Brecks (NFL) | 1923 |
| | Pittsburgh Steelers (NFL) | 2001-06 | | Cleveland Bulldogs (NFL) | 1925 |
| Lopasky, William (58-59) | San Francisco 49ers (NFL) | 1961 | Merritts, Jim (82-83) | Indianapolis Colts (NFL%) | 1987 |
| Lucas, Jeff (83-84-85-86) | Pittsburgh Steelers (NFL%) | 1987 | Merrow, Jeff (72-73-74) | Oakland Raiders (NFL) | 1977 |
| Lucente, John (43) | Pittsburgh Steelers (NFL) | 1945 | | Atlanta Falcons (NFL) | 1975-83 |
| | Richmond Rebels (DFL) | 1946 | Moan, Emmett "Kelly" (35-36-37) | New Jersey Giants (AA) | 1938 |
| | Wilmington Clippers (AA) | 1947 | | Cleveland Rams (NFL) | 1939 |
| Luck, Oliver (78-79-80-81) | Houston Oilers (NFL) | 1982-86 | Moran, James (46-47-48) | Wilkes-Barre Barons (AFL) | 1949 |
| Mahan, Walter (22-23-24-25) | Frankford Yellowjackets (NFL) | 1926 | Morrison, Edward (24-25-26) | Frankford Yellowjackets (NFL) | 1927 |
| | Chicago Bulls (AFL) | 1926 | Mullen, Gary (81-82-83-84) | Chicago Bears (NFL%) | 1987 |
| Mahrt, Armin (22-23) | Dayton Triangles (NFL) | 1924-25 | | Denver Dynamite (AFL) | 1987 |
| | Pottstown Maroons (NFL) | 1925 | | Los Angeles Cobras (AFL) | 1988 |
| Mallory, John (65-66-67) | Philadelphia Eagles (NFL) | 1968 | | Detroit Drive (AFL) | 1989-92 |
| | Atlantic Falcons (NFL) | 1969-71 | | Cincinnati Rockers (AFL) | 1993 |
| | Houston Texans (WFL) | 1974 | | Tampa Bay Storm (AFL) | 1994 |
| | Shreveport Steamers (WFL) | 1974-75 | | Milwaukee Mustangs (AFL) | 1995 |
| Mantooth, Billy Joe (71-72) | Philadelphia Eagles (NFL) | 1973 | Mundy, Ryan (2007) | Pittsburgh Steelers (NFL) | 2009-10 |
| | Houston Oilers (NFL) | 1974-75 | Murrell, Adrian (90-91-92) | New York Jets (NFL) | 1993-97 |
| Marbury, Kerry (71-72) | Toronto Argonauts (CFL) | 1973 | | Arizona Cardinals (NFL) | 1998-99 |
| | Ottawa Rough Riders (CFL) | 1974 | | Washington Redskins (NFL) | 2000 |
| | Birmingham Vulcans (WFL) | 1975 | Napoleon, Eugene (87-88-89) | Tampa Bay Storm (AFL) | 1992 |
| Marconi, Joe (52-53-54-55) | Los Angeles Rams (NFL) | 1956-61 | | Orlando Predators (AFL) | 1992 |
| | Chicago Bears (NFL) | 1962-66 | Nardacci, Nicholas (21-22-23-24) | Cleveland Bulldogs (NFL) | 1925 |
| Marker, Henry (29-30-31-32) | Pittsburgh Pirates (NFL) | 1934 | Nicely, Joseph (56-57) | Montreal Alouettes (CFL) | 1958 |
| Marlatt, Pat (85-86-87-88) | New York/New Jersey Knights (WLAF) | 1991-92 | Nimmo, Lance (99-2000-01-02) | Cologne Centurions (NFLE) | 2004 |
| Marshall, Rasheed (2001-02-03-04C) | San Francisco 49ers (NFL) | 2005 | Oliker, Aaron (24-25-26) | Pottsville Maroons (NFL) | 1926 |
| | Columbus Destroyers (AFL) | 2007 | Orlando, Bo (85-86-87-88) | Houston Oilers (NFL) | 1990-94 |
| Mays, Alvoid (88) | Washington Redskins (NFL) | 1990-94 | | San Diego Chargers (NFL) | 1995 |
| | Pittsburgh Steelers (NFL) | 1995 | | Cincinnati Bengals (NFL) | 1996-97 |
| | Tampa Bay Storm (AFL) | 1998-2001 | | Pittsburgh Steelers (NFL) | 1998 |
| McAfee, Pat (2005-06-07-08) | Indianapolis Colts (NFL) | 2009-10 | Orr, Thomas (90-91-92-93) | Connecticut Coyotes (AFL) | 1996 |
| McCann, Dee (2004-05) | Detroit Lions (NFL) | 2006 | | New York CityHawks (AFL) | 1997 |
| | | | Ours, Wes (98-98-200) | Indianapolis Colts (NFL) | 2001 |
| | | | | Tennessee Titans (NFL) | 2001 |
| | | | | Amsterdam Admirals (NFLE) | 2003 |
| | | | | Los Angeles Avengers (AFL) | 2004-05 |
| | | | | Philadelphia Soul (AFL) | 2006-08 |

| Name (Years Lettered at WVU) | Team/League | Years |
|-------------------------------|--------------------------------|-----------|
| Owens, Artie (72-73-74-75) | San Diego Chargers (NFL) | 1976-78 |
| | Buffalo Bills (NFL) | 1980 |
| | New England Patriots (NFL) | 1980 |
| | Philadelphia Stars (USFL) | 1983 |
| Page, Solomon (96-97-98) | Dallas Cowboys (NFL) | 1999-2002 |
| | San Diego Chargers (NFL) | 2003 |
| Parriott, William (30-31-32) | Cincinnati Reds (NFL) | 1934 |
| Perkins, Steve (92-93-94) | St. Louis Stampede (AFL) | 1996 |
| Porter, Jerry (97-98-99) | Oakland Raiders (NFL) | 2000-07 |
| | Miami Dolphins (NFL) | 2008 |
| Pridemore, Tom (75-76-77) | Atlanta Falcons (NFL) | 1978-85 |
| Proctor, Basil (88-89) | Sacramento Surge (WLAFL) | 1992 |
| | Saskatchewan Roughriders (CFL) | 1993 |
| | Sacramento Gold Miners (CFL) | 1993 |
| | Florida Bobcats (AFL) | 1996 |
| | Connecticut Coyotes (AFL) | 1996 |
| | New Jersey Red Dogs (AFL) | 1997 |
| | Grand Rapids Rampage (AFL) | 1998 |
| | Iowa Barnstormers (AFL) | 1999 |
| | New York Dragons (AFL) | 2002 |
| Purnell, Lovett (93-94-95) | New England Patriots (NFL) | 1996-98 |
| | Baltimore Ravens (NFL) | 1999 |
| | Chicago Enforcers (XFL) | 2001 |
| Raugh, Mark (79-80-81-82) | Pittsburgh Maulers (USFL) | 1984 |
| | Memphis Showboats (USFL) | 1985 |
| Ray, John (89-90-91) | Indianapolis Colts (NFL) | 1993 |
| Rembert, Reggie (88-89) | Cincinnati Bengals (NFL) | 1990-93 |
| Reynaud, Darius (2005-06-07) | Minnesota Vikings (NFL) | 2008-09 |
| | New York Giants (NFL) | 2010 |
| Riley, Dave (75-76-77) | Philadelphia Stars (USFL) | 1983-84 |
| | Baltimore Stars (USFL) | 1985 |
| Robsock, Tom (92-93-94) | Oakland Raiders (NFL) | 1995 |
| Russ, Bernard (95-96) | New England Patriots (NFL) | 1997-99 |
| | Scottish Claymores (NFLE) | 1999 |
| Ryan, Clarence (26-27-28) | Buffalo Bisons (NFL) | 1929 |
| Sauerbrun, Todd (91-92-93-94) | Chicago Bears (NFL) | 1995-99 |
| | Kansas City Chiefs (NFL) | 2000 |
| | Carolina Panthers (NFL) | 2001-04 |
| | Denver Broncos (NFL) | 2005, 07 |
| | New England Patriots (NFL) | 2006 |

| Name (Years Lettered at WVU) | Team/League | Years |
|---------------------------------|----------------------------------|------------------|
| Saunders, David (95-96-98) | New Jersey Red Dogs (AFL) | 2000 |
| | New Jersey Gladiators (AFL) | 2001 |
| | Tampa Bay Storm (AFL) | 2002-03, 2007-08 |
| | Columbus Destroyers (AFL) | 2004-06 |
| Schmitt, Owen (2005-06-07) | Seattle Seahawks (NFL) | 2008-09 |
| | Philadelphia Eagles (NFL) | 2010 |
| Seabright, Charles (38-39-40) | Cleveland Rams (NFL) | 1941 |
| | Pittsburgh Steelers (NFL) | 1946-50 |
| Setron, Joseph (19-20-21) | Cleveland Indians (NFL) | 1923 |
| Sheffey, Jeremy (2003-04-05-06) | New York Dragons (AFL) | 2008 |
| | Green Bay Blizzard (AFL2) | 2008 |
| Shonk, John (39-40) | Philadelphia Eagles (NFL) | 1941 |
| Slaton, Steve (2005-06-07) | Houston Texans (NFL) | 2008-10 |
| Slay, Henry (94-95-96-97) | Berlin Thunder (NFLE) | 1999 |
| | New Jersey Red Dogs (AFL) | 2000 |
| | New Jersey Gladiators (AFL) | 2001 |
| | New York/New Jersey Hitmen (XFL) | 2001 |
| | Florida Bobcats (AFL) | 2001 |
| Smalls, Fred (82-83-84-85) | Philadelphia Eagles (NFL%) | 1987 |
| | Pittsburgh Gladiators (AFL) | 1990 |
| | Washington Commandos (AFL) | 1990 |
| | Albany Firebirds (AFL) | 1991 |
| Smider, Brian (85-86-87-88) | San Antonio Riders (WLAFL) | 1991 |
| Smith, Derrick (2002) | Winnipeg Blue Bombers (CFL) | 2004 |
| Smith, Matt (83-84-85-86) | Denver Broncos (NFL%) | 1987 |
| Sniffen, Jeff (89-90) | Albany Firebirds (AFL) | 1991 |
| Sortet, Wilbur (30-31-32) | Pittsburgh Pirates (NFL) | 1933-40 |
| Stephenson, J. Davidson (48-40) | Los Angeles Rams (NFL) | 1950 |
| | Green Bay Packers (NFL) | 1951-55 |
| Stills, Gary (96-97-98) | Frankfurt Galaxy (NFLE) | 2001 |
| | Kansas City Chiefs (NFL) | 1999-2005 |
| | Baltimore Ravens (NFL) | 2006-07 |
| | St. Louis Rams (NFL) | 2008 |
| | Las Vegas Locomotives (UFL) | 2009 |
| Studstill, Darren (90-91-92-93) | Dallas Cowboys (NFL) | 1994 |
| | Jacksonville Jaguars (NFL) | 1995-96 |
| Stydahar, Joseph (33-34-35)# | Chicago Bears (NFL) | 1936-42,45-46 |
| Superick, Steve (82-83-84-85) | Houston Oilers (NFL%) | 1987 |

| | | | |
|---------------------------------------|------------------|--------------------------------------|-----------|
| Taffoni, Joseph (64-65) | | Woodeshick, Tom (60-61-62) | |
| Cleveland Browns (NFL) | 1967-70 | Philadelphia Eagles (NFL) | 1963-71 |
| New York Giants (NFL) | 1972-73 | St. Louis Cardinals (NFL) | 1972 |
| Talley, Darryl (79-80-81-82) | | Woods, Harold (76-77) | |
| Buffalo Bills (NFL) | 1983-94 | Saskatchewan Roughriders (CFL) | 1978 |
| Atlanta Falcons (NFL) | 1995 | Hamilton Tiger-Cats (CFL) | 1979-82 |
| Minnesota Vikings (NFL) | 1996 | Toronto Argonauts (CFL) | 1982 |
| Talley, John (85-86-87) | | Montreal Alouettes (CFL) | 1983 |
| Cleveland Browns (NFL) | 1990-91 | Wyant, Fred (52-53-54-55) | |
| Tallman, Charles (21-22-23) | | Washington Redskins (NFL) | 1956 |
| Cleveland Indians (NFL) | 1924 | Toronto Argonauts (CFL) | 1957 |
| Taylor, Craig (85-86-87-88) | | Young, Warren (2004-05-06) | |
| Cincinnati Bengals (NFL) | 1989-91 | Green Bay Blizzard (AFL2) | 2008 |
| Milwaukee Mustangs (AFL) | 1995-96 | Zereoue, Amos (96-97-98) | |
| New Jersey Red Dogs (AFL) | 1997-98 | Pittsburgh Steelers (NFL) | 1999-2003 |
| Taylor, Jay (96-97-98-99) | | Oakland Raiders (NFL) | 2004 |
| Orlando Rage (XFL) | 2001 | New England Patriots (NFL) | 2005 |
| Rhein Fire (NFLE) | 2003 | | |
| Orlando Predators (AFL) | 2004, 2006, 2008 | | |
| Tampa Bay Buccaneers (NFL) | 2004 | | |
| Terry, Nate (97-99) | | | |
| Saskatchewan Rough Riders (CFL) | 2000 | | |
| Scottish Claymores (NFLE) | 2001 | | |
| Calgary Stampeders (CFL) | 2004 | | |
| Thompkins, Gary (97-98-99-2000) | | | |
| Frankfurt Galaxy (NFLE) | 2001 | | |
| Thornton, John (95-96-97-98) | | | |
| Tennessee Titans (NFL) | 1999-2002 | | |
| Cincinnati Bengals (NFL) | 2003-08 | | |
| Trimarki, Mickey (55-56-57) | | | |
| Hamilton Tiger-Cats (CFL) | 1958 | | |
| Turnbull, Renaldo (87-88-89) | | | |
| New Orleans Saints (NFL) | 1990-96 | | |
| Carolina Panthers (NFL) | 1997 | | |
| Turner, Calvin (78-79-80-81) | | | |
| Denver Gold (USFL) | 1983-85 | | |
| Pittsburgh Galdiators (AFL) | 1988 | | |
| Vanderjagt, Mike (91-92) | | | |
| Saskatchewan Roughriders (CFL) | 1993-95 | | |
| Minnesota Fighting Pike (AFL) | 1996 | | |
| Toronto Argonauts (CFL) | 1996-97 | | |
| Indianapolis Colts (NFL) | 1998-2005 | | |
| Dallas Cowboys (NFL) | 2006 | | |
| Walker, Fulton (77-78-79-80) | | | |
| Miami Dolphins (NFL) | 1981-85 | | |
| Los Angeles Raiders (NFL) | 1985 | | |
| Washington, Vann (93-94-95-96) | | | |
| Kansas City Chiefs (NFL) | 1997 | | |
| White, Pat (2005-06-07-08) | | | |
| Miami Dolphins (NFL) | 2009 | | |
| Williams, Dale (91-92-93) | | | |
| Cleveland Thunderbolts (AFL) | 1994 | | |
| Williams, Edward (69-70) | | | |
| Winnipeg Blue Bombers (CFL) | 1971-72 | | |
| Wilson, Quincy (1999-2001-02-03C) | | | |
| Cincinnati Bengals (NFL) | 2004, 2006 | | |
| Wolfley, Ron (81-82-83-84) | | | |
| St. Louis Cardinals (NFL) | 1985-87 | | |
| Phoenix Cardinals (NFL) | 1988-91 | | |
| Cleveland Browns (NFL) | 1992-93 | | |

- Member of Pro Football Hall of Fame
% - Replacement Player during the 1987 NFL Strike

Abbreviations:

AAFC - All-American Football Conference (1946-49)
AFL - American Football League (1926)
AFL - American Football League (1936)
AFL - American Football League (1960-69)
APFA - American Professional Football Association (1920-21)
NFL - National Football League (1920-2010)
USFL - United States Football League (1983-85)
WFL - World Football League (1974-75)
CFL - Canadian Football League
AA - American Association (1936-41)
AFL - American Football League (1937-41)
AFL - American Football League (1946-50)
DFL - Dixie Football League (1936-47)
NFLE - National Football League Europe (1998-2003)
PCFL - Pacific Coast Football League (1940-48)
WLAF - World League of American Football (1991-97)
XFL - Xtreme Football League

This list was compiled by the West Virginia University Sports Communications Office. Any corrections or additions are requested. This list is complete through the 2010 professional football season. Inclusion is based on at least one game of active service on the roster of any professional football team recognized by the Pro Football Researchers Association. Research on the Canadian Football League was supplied by independent researcher Jay Langhammer of Fort Worth, Texas. Arena Football League listings were supplied by Jennifer Boehm and Neil Boudreaux.