



FOOTBALL

WVU ATHLETIC COMMUNICATIONS
PO Box 877 | Morgantown, WV 26507-0877
304.293.2821

WVUSPORTS.com

2015 SCHEDULE/RESULTS

| | | |
|--|--|--|
| | GEORGIA SOUTHERN September 5 W/44-0 | |
| | LIBERTY September 12 W/41-17 | |
| | MARYLAND September 26 3 p.m. | |
| | AT OKLAHOMA * October 3 12 p.m. | |
| | OKLAHOMA STATE *Ⓞ October 10 | |
| | AT BAYLOR * October 17 | |
| | AT TCU * October 29 7:30 p.m. | |
| | TEXAS TECH * ▲ November 7 | |
| | TEXAS * November 14 | |
| | AT KANSAS * November 21 | |
| | IOWA STATE * November 28 | |
| | AT KANSAS STATE * December 5 | |

* BIG 12 CONFERENCE GAME
Ⓞ HOMECOMING
▲ MOUNTAINEER WEEK

GAME 2 // MARYLAND vs. WEST VIRGINIA

SAT., SEPT. 26, 2015 | 3 P.M.(ET) | MILAN PUSKAR STADIUM (60,000) | MORGANTOWN, W.V.A.



THE SERIES WITH MARYLAND

| | |
|--------------------------------|-------------------|
| All-Time Series | WVU leads 27-22-2 |
| In Morgantown | 14-9-1 |
| In College Park | 13-11-1 |
| at Neutral Site | 0-2 |
| Holgorsen vs. Maryland | 3-1 |
| Holgorsen vs. Edsall | 3-1 |
| Edsall vs. West Virginia | 2-9 |
| Edsall vs. Holgorsen | 1-3 |



MARYLAND

| | |
|-----------------------|----------------|
| 2015 Record | 2-1 |
| Head Coach | Randy Edsall |
| Alma Mater/Year | Syracuse ('80) |
| Record at UMD | 22-31 (5th) |
| Overall Record | 96-101 (16th) |

WEST VIRGINIA

| | |
|-----------------------|---------------------|
| 2015 Record | 2-0 |
| Head Coach | Dana Holgorsen |
| Alma Mater/Year | Iowa Wesleyan ('93) |
| Record at WVU | 30-23(5th) |
| Overall Record | 30-23(5th) |



Noble **WACHUKWU**

Skyler **HOWARD**

NOTES TO REMEMBER

- ▶ WVU is No. 14 all-time in college football winning percentage
- ▶ Since 2000, WVU is 94-12 when scoring 30 or more points in a contest/48-3 when scoring 40 or more points in a game
- ▶ There are 41 juniors and seniors on the 2015 WVU depth chart
- ▶ In the Dana Holgorsen era, WVU has produced 37 games with 400 or more yards of total offense, 20 games with more than 500 yards and eight with more than 600 yards
- ▶ In the Holgorsen era, WVU has scored 30 or more points in 37 games, 40 or more points in 20 games, 50 or more points in seven games and 60 or more points three times
- ▶ Since 1980, WVU is 219-95-4 in games played on artificial turf surfaces/30-23 in this decade
- ▶ WVU is 71-10 since 2002 when winning the turnover battle
- ▶ WVU has won 32 of its last 34 non-conference regular-season games
- ▶ WVU has outtrashed its opponents in 84 of its last 121 games; WVU's record is 84-37
- ▶ The Maryland series is tied for the fourth-longest matchup in WVU history with Virginia Tech

- ▶ WVU is 214-108-2 all-time in day games since 1980/58-26 in day games in the 2000 decade and 31-15 in day games in this decade/24-14 in day games under Dana Holgorsen/14-5 in home day games under Holgorsen
- ▶ WVU is 178-76-5 all-time in the month of Sept./120-27-5 at home in Sept./12-4 in Sept. games under Holgorsen/9-2 in Sept home games under Holgorsen
- ▶ WVU is 75-94-6 in games against school which hail from the Big Ten Conference/6-1 this decade/4-1 under Holgorsen
- ▶ The Mountaineer defense is ranked No. 2 in turnover margin, No. 3 in scoring defense and red zone defense, No. 4 in first down defense, No. 15 in pass efficiency defense, No. 24 in total defense, No. 27 in third down defense and No. 32 in tackles for loss.
- ▶ WVU's offense is ranked No. 1 in fewest passes had intercepted, fewest fumbles lost and highest team pass efficiency, No. 4 in completion percentage, No. 7 in fewest penalties, No. 12 in passing yards per completion, No. 15 in passing offense and No. 19 in total and scoring offense



Game Coverage

TV Fox Sports 1
Justin Kutcher (PBP), Petros Papadakis (analysis)
Radio Tony Caridi (PBP), Dwight Wallace (analysis),
Jed Drenning (sideline),
Jeff Culhane (pre and postgame host)
Satellite Radio Broadcast Sirius Ch 113, XM Ch 200
Live Statistics WVU.Statbroadcast.com
Twitter Updates @WVUFootball, @WVUsports

National Rankings

ASSOCIATED PRESS POLL // (SEPT. 20)

| School | Record | Points | Prev. Rank |
|-----------------------|--------|--------|------------|
| 1. Ohio State (42) | 3-0 | 1,490 | 1 |
| 2. Michigan State (7) | 3-0 | 1,415 | 4 |
| 3. Ole Miss (11) | 3-0 | 1,345 | 15 |
| TCU | 3-0 | 1,345 | 3 |
| 5. Baylor | 2-0 | 1,213 | 5 |
| 6. Notre Dame | 3-0 | 1,183 | 8 |
| 7. Georgia | 3-0 | 1,162 | 7 |
| 8. LSU (1) | 2-0 | 1,088 | 13 |
| 9. UCLA | 3-0 | 981 | 10 |
| 10. Florida State | 3-0 | 953 | 9 |
| 11. Clemson | 3-0 | 903 | 11 |
| 12. Alabama | 2-1 | 882 | 2 |
| 13. Oregon | 2-1 | 855 | 12 |
| 14. Texas A&M | 3-0 | 798 | 17 |
| 15. Oklahoma | 3-0 | 782 | 16 |
| 16. Arizona | 3-0 | 488 | 20 |
| 17. Northwestern | 3-0 | 469 | 23 |
| 18. Utah | 3-0 | 439 | 21 |
| 19. USC | 2-1 | 367 | 6 |
| 20. Georgia Tech | 2-1 | 352 | 14 |
| 21. Stanford | 2-1 | 288 | NR |
| 22. Wisconsin | 2-1 | 174 | 24 |
| BYU | 2-1 | 174 | 19 |
| 24. Oklahoma State | 3-0 | 149 | 25 |
| 25. Missouri | 3-0 | 135 | 22 |

ARV: Mississippi State 52, West Virginia 48, Tennessee 45, California 38, Toledo 36, Arizona State 25, Houston 22, Texas Tech 20, Auburn 20, Temple 20, Boise State 17, Miami (Fla.) 13, Iowa 10, Kansas State 8, Florida 7, NC State 5, Virginia Tech 4, Minnesota 4, Memphis

USA TODAY COACHES POLL // (SEPT. 20)

| School | Record | Prev. Points | Rank |
|-----------------------|--------|--------------|------|
| 1. Ohio State (61) | 3-0 | 1,594 | 1 |
| 2. TCU | 3-0 | 1,482 | 3 |
| 3. Michigan State (3) | 3-0 | 1,477 | 4 |
| 4. Baylor | 2-0 | 1,364 | 5 |
| 5. Ole Miss | 3-0 | 1,292 | 11 |
| 6. Georgia | 3-0 | 1,262 | 8 |
| 7. Florida State | 3-0 | 1,119 | 6 |
| 8. Notre Dame | 3-0 | 1,109 | 10 |
| 9. LSU | 2-0 | 1,085 | 14 |
| 10. Clemson | 3-0 | 1,022 | 9 |
| 11. UCLA | 3-0 | 968 | 12 |
| 12. Alabama | 2-1 | 883 | 2 |
| 13. Oregon | 2-1 | 855 | 13 |
| 14. Oklahoma | 3-0 | 790 | 17 |
| 15. Texas A&M | 3-0 | 745 | 18 |
| 16. Arizona | 3-0 | 605 | 19 |
| 17. Utah | 3-0 | 501 | 21 |
| 18. USC | 2-1 | 461 | 7 |
| 19. Northwestern | 3-0 | 347 | 24 |
| 20. Georgia Tech | 2-1 | 338 | 16 |
| 21. Wisconsin | 2-1 | 274 | 23 |
| 22. Oklahoma State | 3-0 | 242 | 25 |
| 23. Missouri | 3-0 | 234 | 20 |
| 24. Stanford | 2-1 | 133 | NR |
| 25. Auburn | 2-1 | 79 | 15 |

ARV: West Virginia 75, BYU 74, Miami (FL) 58, Tennessee 49, Kansas State 47, Mississippi State 46, Texas Tech 36, Arizona State 31, Florida 24, California 20, NC State 15, Temple 15, Iowa 13, Memphis 8, Boise State 8, Minnesota 6, Virginia Tech 4, Houston 4, Northern Illinois 3, Toledo 2, Boston College



DaikielSHORTS

NickKWIATKOSKI

Stat Comparisons

| West Virginia | Opponents | | Maryland | Opponents |
|---------------|------------|---------------------|-------------|-------------|
| 42.5 | 8.5 | Scoring Offense | 37.3 | 28.7 |
| 46 | 31 | First Downs | 58 | 65 |
| 178.5 | 143.5 | Rushing Offense | 203.7 | 165.7 |
| 336.0 | 154.5 | Passing Offense | 206.7 | 257.0 |
| 514.5 | 298.0 | Total Offense | 410.3 | 422.7 |
| 25.0 | 20.2 | Kick Return Average | 25.4 | 22.7 |
| 12.0 | 3.0 | Punt Return Average | 28.1 | 6.5 |
| 4-0-0 | 0-0-0 | INT-Return Average | 3-13.3 | 7-15.0 |
| 2-0 | 3-1 | Fumbles/Lost | 4-1 | 5-0 |
| 11-95 | 5-41 | Penalties/Yards | 23-216 | 21-195 |
| 40.4 | 36.8 | Net Punting Avg. | 38.0 | 22.8 |
| 5-6 | 1-4 | Field Goal-Attempts | 5-6 | 1-3 |
| 27:40 | 32:20 | Time of Possession | 27:30 | 32:30 |
| 11-25 (44%) | 8-28 (29%) | 3rd Down Conversion | 18-39 (46%) | 17-48 (35%) |
| 1-2 (50%) | 0-5 (0%) | 4th Down Conversion | 1-2 (50%) | 4-8 (50%) |
| 1-4 | 4-45 | Sacks By-Yards | 14-71 | 0-0 |
| 12-13 (92%) | 1-2 (50%) | Red Zone Scoring | 9-10 (90%) | 10-13 (77%) |
| 7-13 (54%) | 1-2 (50%) | Red Zone TD | 5-10 (50%) | 9-13 (69%) |

The 2015 Mountaineer Roster

- ▶ The 2015 roster currently consists of 117 players from 16 different states and one from the District of Columbia (DaeJuan Funderburke).
- ▶ Leading the way is the Mountain State (26), followed by Sunshine State (23), Ohio (19), Pennsylvania (10), New Jersey (7), Maryland (6), Texas (6), Georgia (5), North Carolina (3), Virginia (3), Delaware (2), Mississippi (2) California, Illinois, New York and Tennessee.

Against The Big 12

- ▶ WVU is 20-20 all-time against current members of the Big 12 Conference. WVU is 2-1 vs. Baylor; 2-1 against Iowa State; 3-1 against Kansas; 1-4 vs. Kansas State; 2-5 vs. Oklahoma; 4-2 vs. Oklahoma State; 2-2 vs. Texas; 2-2 vs. TCU and Texas Tech.

On Turf

- ▶ Since 1980, West Virginia is 219-95-4 in games played on artificial turf surfaces. WVU was 57-29 on turf in the 1990s, 66-21 on turf in the 2000 decade and is 30-23 on turf in this decade.
- ▶ The Mountaineers are 23-21 on turf under Dana Holgorsen. West Virginia is 2-0 in 2015, was 6-6 in 2014, was 3-7 in 2013, 5-5 in 2012 and was 7-3 during the 2011 season.

Non-Conference Play

- ▶ West Virginia faces three non-conference opponents in the 2015 season. WVU is 2-0 against non-conference opponents in 2015, defeating Georgia Southern on Sept. 5, 44-0 and Liberty in week two, 41-17.
- ▶ WVU plays host to Maryland in the annual border war on Sept. 26 for the final non-conference game of the 2015 season.

At Home

- ▶ The 2015 season marks the 36th season of competition for West Virginia at Milan Puskar Stadium.
- ▶ WVU holds a 158-60-4 (.721) all-time mark at the facility, which opened in 1980.
- ▶ There were 55,182 fans in attendance for the season opener against Georgia Southern and 52,899 fans for Liberty. A total of 12,145,291 fans all time have watched a game at Mountaineer Field.

Fifth-Year Seniors

- ▶ Eight Mountaineers on the 2015 team have already earned their bachelor's degree and are attending graduate school heading into this season: Jared Barber (LB), Isaiah Bruce (LB), Terrell Chestnut (CB), Skyler Howard (QB), Nick Kwiatkoski (LB), KJ Myers (WR), Jordan Thompson (WR) and Stone Underwood (OL)



Al-Rasheed **BENTON**

Jovon **DURANTE**

Game No. 2: West Virginia 41, Liberty 17

MORGANTOWN, W.Va. (Sept 12, 2015) - West Virginia captured win No. 2 on the season with a 41-17 victory over Liberty at Milan Puskar Stadium.

The Mountaineers used a very efficient offense and solid defensive play to defeat the Flames. Efficiency came in the form of quarterback Skyler Howard who completed 21 passes on 26 attempts for 263 yards and three touchdowns.

Defensively, West Virginia shut out the Flames in the first half, giving the unit seven straight quarters of shutout football dating back to 2014. Punter Nick O'Toole also kept Liberty in poor field position for most of the game by pinning two punts inside the three-yard line and averaging almost 50 yards per punt.

The Mountaineer offense was able to march on the Flames in the first quarter with an 11-play and a 10-play drive that stalled in the red zone. Kicker Josh Lambert put the Mountaineers on the board at the 12:21 mark with a 28-yard field goal, followed by a 25-yarder at the 4:21 mark.

Leading 6-0 going in the second quarter, West Virginia finally turned drives into touchdowns to open up a 20-0 lead at the half.

Early in the second, Howard led the offense on a 71-yard drive that was highlighted by a 52-yard touchdown reception by receiver Shelton Gibson, upping the WVU advantage to 13-0.

Running back Wendell Smallwood closed out the scoring in the first half as he recovered his own fumble in the end zone for a West Virginia touchdown. Smallwood's run capped off an 11-play, 64-yard drive in 4:12. He gained four yards before fumbling and earned the additional yard by recovering the football in the end zone for the score.

West Virginia added another touchdown in the third quarter before the Liberty offense got on track and lit up its side of the board.

With 8:11 remaining in the third quarter, Howard again struck through the air with a 10-yard pass to Jovon Durante, putting the Mountaineers up 27-7.

Liberty came into the game with a highly touted offense and after missing three field goals in the first half, the Flames got on the board with 4:35 left in the quarter.

Quarterback Josh Woodrum ran the Flame offense well in the first half only to be kept off the board by the missed field goals. This time Woodrum connected on a seven-yard touchdown to Todd Macon, ending a 78-yard drive.

West Virginia answered the touchdown with one of its own with just 32 seconds left in the quarter. Howard tossed a four-yard pass to fullback Elijah

Wellman for WVU's sixth score on the day.

Early in the fourth, Liberty kicker John Lunsford finally connected on a field goal by hitting a 49-yarder, putting the Flames deficit at 34-10. Woodrum then struck with the deep pass by connecting with Zac Parker on a 60-yard scoring strike to put the score at 34-17 in favor of WVU.

The Mountaineers ended the scoring with just 3:36 left on Smallwood's five-yard rush.

Aside from the efficiency of Howard, West Virginia got good offensive numbers from Smallwood with two scores and 88 yards rushing. Howard added 68 yards rushing to go along with his strong passing totals, and Gibson finished with 81 yards receiving, followed by Daikiel Shorts with 78 yards.

On defense, linebackers Nick Kwiatkoski and Al-Rasheed Benton along with defensive back Dravon Askew-Henry all totaled seven tackles.

For Liberty, Woodrum passed for 280 yards, Desmond Rice rushed for 37 and Dante' Shells had 71 yards receiving to pace the offense. On the defensive side of the ball for the Flames, Nick Newman and Avery James combined for 19 tackles, three TFL and one sack

Final totals showed West Virginia with 172 yards rushing and 313 through the air for 485 yards of offense. Liberty rushed for 92 yards and passed for 280 to total 372 yards.

With the win, WVU moves to 16-0 all-time against FCS schools.

Scoring and Statistical Summary

| | 1 | 2 | 3 | 4 | F |
|--------------------|---|----|----|----|----|
| Liberty | 0 | 0 | 7 | 10 | 17 |
| West Virginia..... | 6 | 14 | 14 | 7 | 41 |

| | |
|-----|---|
| 1st | WVU - Josh Lambert 28 FG WVU - Lambert 25 FG |
| 2nd | WVU - Shelton Gibson 52 pass from Skyler Howard (Lambert kick) WVU - Wendell Smallwood 0 fumble recovery (Lambert kick) |
| 3rd | WVU - Jovon Durante 10 pass from Howard (Lambert kick) LU - Todd Macon 7 rush (John Lunsford kick) WVU - Elijah Wellman 4 pass from Howard (Lambert kick) |
| 4th | WVU - Lunsford 49 FG LU - Zac Parker 60 pass from Josh Woodrum (Lunsford kick) WVU - Smallwood 5 rush (Lambert kick) |

| | LU | WVU |
|--------------------|------------|------------|
| First Downs | 17 | 25 |
| Rushes/Yards | 28/92 | 45/172 |
| Passing Yardage | 280 | 313 |
| Passes | 21/33/0 | 27/32/0 |
| Punts | 4/155/38.8 | 3/149/49.7 |
| Fumbles/Lost | 1/0 | 1/0 |
| Return Yardage | 109 | 61 |
| Penalties/Yards | 4/26 | 6/58 |
| Time of Possession | 30:33 | 29:27 |

WVU RUSHING: Smallwood 15-88, Howard 12-68; WVU PASSING: Howard 21-26-0-263; WVU RECEIVING: Durante 7-60, Shorts 4-78, Jennings 4-28, Smallwood 4-24; WVU TACKLES (TFL/QS): Henry 7, Kwiatkoski 7 (1/0), Benton 7 (2/0), WVU INTERCEPTIONS: None.

LU RUSHING: Rice 11-37, Macon 8-31; LU PASSING: Woodrum 21-32-0-280; LU RECEIVING: Shells 4-71, Peterson 4-64; LU TACKLES (TFL/QS): Newman 10 (1/0), James 9 (2/1); LU INTERCEPTIONS: None.

Attendance - 52,899



Comparing the Two Nationally

| | WVU | MD |
|--------------------------|-----|-----|
| Scoring Offense | 19 | 35 |
| Rushing Offense | 28 | 50 |
| Scoring Defense | 3 | 90 |
| Rushing Defense | 55 | 77 |
| Passing Offense | 15 | 85 |
| Total Offense | 19 | 77 |
| Passes Had Intercepted | T1 | 127 |
| Pass Defense | 24 | 96 |
| Total Defense | 24 | 96 |
| Kickoff Returns | 37 | 32 |
| Punt Returns | 44 | 4 |
| Net Punting | 34 | 52 |
| Passing Efficiency | 1 | 80 |
| Turnover Margin | 2 | 116 |
| Interceptions | 25 | 42 |
| Pass Eff. Defense | 15 | 91 |
| First Downs | 116 | 81 |
| First Down Defense | 4 | 95 |
| Third Down Conv. | 39 | 29 |
| Opponent Third Down | 27 | 67 |
| Fourth Down Conv. | T55 | T55 |
| Opponent Fourth Down | T1 | T55 |
| Sacks By | 122 | 2 |
| Sacks Against | T72 | T1 |
| Tackles for Loss | 32 | 22 |
| Tackles for Loss Allowed | 59 | 18 |
| Penalties | 7 | 97 |
| Possession Time | 96 | 99 |
| Punt Return Defense | 31 | 57 |
| Kickoff Return Defense | 62 | 95 |
| Turnovers Gained | 45 | 89 |
| Fumbles Gained | 77 | NR |
| Red Zone Offense | 28 | 39 |
| Red Zone Defense | 3 | 43 |



Wendell **SMALLWOOD**

Josh **LAMBERT**

True and Redshirt Freshman Players

- ▶ Two true freshmen have seen action for the Mountaineers in 2015: Jovon Durante (WR) and Gary Jennings (WR).
- ▶ Five redshirt freshmen have seen action for the Mountaineers in 2015: Amanii Brown (OL), Yodny Cajuste (OL), William Crest Jr (QB), Jaleel Fields (DL) and Donte Thomas-Williams (RB).

For Starters

- ▶ In 2015, the Mountaineers have a total of 32 players with at least one game of starting experience.
- ▶ Tops on that list are senior safety Karl Joseph (40), redshirt senior linebacker Nick Kwiatkoski (26), redshirt senior tight end Cody Clay (22), and redshirt senior defensive lineman Kyle Rose (22).

First-Time Players

- ▶ There are 15 Mountaineers who have seen their first WVU action during the 2015 season: Kyle Bosch (OL), Amanii Brown (OL), Yodny Cajuste (OL), Shane Commodore (S), Jovon Durante (WR), Jaleel Fields (DL), Larry Jefferson (DL), Gary Jennings (WR), Marcell Lazard (OL), C.J. Maduewesi (DL), Jacky Marcellus (RB), Khairi Shariff (CB), Donte Thomas-Williams (RB), Sylvester Townes (OL) and Ka'Raun White (WR).

First-Time Starters

- ▶ Five Mountaineers earned their first career start during the 2015 season: Al-Rasheed Benton (LB), Yodny Cajuste (OL), Kyle Bosch (OL), Jovon Durante (WR) and Shelton Gibson (WR).

Overtime Games

- ▶ The 52-44 three-overtime loss to Iowa State in 2013 marked the 13th overtime game in West Virginia history. The Mountaineers own a 6-7 record in overtime games.
- ▶ West Virginia played its first overtime game against Pitt in 1997, dropping a three-overtime thriller, 41-38.

Overtime Games

| | |
|----------------|----------------------------|
| Nov. 30, 2013 | Iowa State 52, WVU 44, 3OT |
| Nov. 9, 2013 | Texas 47, WVU 40, OT |
| Nov. 2, 2013 | WVU 30, TCU 27, OT |
| Nov. 3, 2012 | TCU 39, WVU 38, 2OT |
| Oct. 29, 2010 | UConn 16, WVU 13, OT |
| Sept. 10, 2010 | WVU 24, Marshall 21, OT |
| Nov. 8, 2008 | Cincinnati 26, WVU 23, OT |
| Sept. 18, 2008 | Colorado 17, WVU 14, OT |
| Dec. 2, 2006 | WVU 41, Rutgers 39, 3OT |
| Oct. 15, 2005 | WVU 46, Louisville 44, 3OT |
| Sept. 18, 2004 | WVU 19, Maryland 16, OT |
| Nov. 11, 2000 | WVU 31, Rutgers 24, 2OT |
| Nov. 28, 1997 | Pitt 41, WVU 38, 3OT |

WVU's Record When Wearing ... (since 2001)

Blue Jersey - Gold Pants: 27-9
 Blue Jersey - White Pants: 6-5
 Blue Jersey - Blue Pants: 24-8
 White Jersey - Gold Pants: 11-9
 White Jersey - White Pants: 18-15
 White Jersey - Blue Pants: 16-8
 Gold Jersey - Blue Pants: 7-1
 Gold Jersey - Gold Pants: 5-3
 Gold Jersey - White Pants: 4-1
 Gold Jersey - Gray Pants: 0-1
 Gray Jersey - Gray Pants: 1-0
 Nike Pro Combat Uniforms: 1-1

Weekly Media Planner (Monday, Sept. 21 - Sunday, Sept. 27)

| Mon (21) | Tue (22) | Wed (23) | Thu (24) | Fri (25) | Sat (26) | Sun (27) |
|---|---|----------|---|--|---|----------|
| Big 12 football conference call - 11:40 a.m. - 11:50 a.m. | Dana Holgorsen Media Conference - 12 p.m. (Team Room) Football Player/Assistant Coach Interviews Puskar Team Room 12:30 p.m. | | Dana Holgorsen Statewide Radio Show 7 p.m. (Kegler's) | WSOC vs. Texas 7 p.m. VB vs. Texas 6 p.m. | FB vs. Maryland 3 p.m., Fox Sports 1 MSOC vs. UNC Greensboro 12 p.m. | |



Coaches to Cure MD

- ▶ Coaching staffs in Saturday's WVU-MD game are joining other coaches this week in support of the Coach to Cure MD program. The coaching staffs are wearing the Coaches to Cure MD patch on their shirts in today's game to show their support. The rapidly growing annual effort has raised more than a million dollars to battle Duchenne muscular dystrophy.

WVU Sports Hall of Fame

- ▶ The West Virginia University Sports Hall of Fame will induct its 25th class Saturday, Sept. 26, at its annual enshrinement ceremony.
- ▶ This year's class includes:
Jerome Anderson (Basketball, 1973-75)
Bobby Bowden (Football Coach, 1966-75)
Kevin Gilson (Swimming and Diving Coach, 1967-96)
Ken Herock (football, 1960-62)
Megan (Metcalf) Wright (track, 2000-05)
Amos Zereoue (football, 1996-98)

Gold Rush

- ▶ The WVU-Maryland football game on Saturday, Sept. 26, is a "Gold Rush", presented by GoMart. All fans are encouraged to wear gold for the matchup with the Terrapins.

30 Is Enough

- ▶ Dating back to 1980, the Mountaineers hold a 176-17-1 record when scoring 30 or more points in a game. During the 1990s, the Mountaineers were 42-4 when scoring 30 or more points in a contest and were 40-2-1 in the '80s when reaching that mark. WVU is 94-12 since 2000 when scoring 30 points or more in a contest.

Scoring 40 or more Points

- ▶ Under Dana Holgorsen, West Virginia is 16-3 when scoring 40 or more points. Since 2000, the Mountaineers are 48-3 when hitting the 40-point plateau, and WVU is 179-3 all-time when scoring at least 40 points in a game.

Coaching Staff Assignment

- ▶ Here's a breakdown of the WVU coaching staff assignments for the 2015 season:

Damon Cogdell: Assistant DL (Field)
Ron Crook: OL (Field)
Joe DeForest: Safeties/ST (Field)
Lonnie Galloway: WR (Field)
Tony Gibson: DC/LB (Field)
Brian Mitchell: CB (Press Box)
Mark Scott (Press Box)
Ja'Juan Seider: RB (Field)
Bruce Tall: DL (Press Box)

WVU vs. 2015 Slate

- ▶ West Virginia owns a 51-42-2 record against its 2015 opponents.
- ▶ The Mountaineers have winning records over Baylor, Georgia Southern, Iowa State, Kansas, Liberty, Maryland, Oklahoma State and are even in their series with TCU, Texas and Texas Tech.

| 2015 Opponent | Series Record |
|-----------------------|---------------|
| Baylor..... | 2-1 |
| Georgia Southern..... | 1-0 |
| Iowa State..... | 2-1 |
| Kansas..... | 3-1 |
| Kansas State..... | 1-4 |
| Liberty..... | 2-0 |
| Maryland..... | 27-22-2 |
| Oklahoma..... | 2-5 |
| Oklahoma State..... | 5-2 |
| TCU..... | 2-2 |
| Texas..... | 2-2 |
| Texas Tech..... | 2-2 |

Mountaineer Energizers

- ▶ When looking at career plays logged by Mountaineer players, 17 players have seen action on more than 1,000 plays, three players with more than 2,000 and one with more than 3,000.
- ▶ Leading the group in career plays are senior safety Karl Joseph, who has recorded 3,251 plays over his career, 2,866 defensive plays and 385 on special teams. Senior tight end Cody Clay has seen action in 2,138 plays, 1,510 on offense and 628 on special teams. Senior linebacker Nick Kwiatkoski has been used on 2,118 plays, 1,772 on defense and 346 on special teams.

Looking at the Numbers

- ▶ The Mountaineer offense has seen action on 143 plays in 2015 and 131 plays by the defense.
- ▶ Of WVU's 143 offensive plays, five players registered more than 100 offensive plays, 10 players saw action on more than 75 offensive plays, and 14 players on 50 or more plays.
- ▶ Yodny Cajuste (129), Marquis Lucas (128), Tyler Orlosky (111), Skyler Howard (108) and Adam Pankey (106) lead the offense.
- ▶ Of WVU's 131 defensive plays, eight players were used on 100 or more defensive plays and 10 players recorded more than 75 plays and 12 were used on more than 50 plays.
- ▶ Daryl Worley and Karl Joseph lead the defense, seeing action on 126 plays, KJ Dillon, 125, Dravon Askew-Henry on 124 and Nick Kwiatkoski on 121.

Average Per Down

- ▶ Here's a breakdown of how the 2015 West Virginia offense has operated on first, second, third and fourth down:
- ▶ On first down, the Mountaineers have run 68 plays and gained 465 yards for a 6.8 average. On second down, the Mountaineers have run 49 plays for 417 yards and a 8.5 average. On third down, the Mountaineers have run 24 plays for 145 yards and a 5.0 average gain. West Virginia has run two fourth down plays in 2015, gaining two yards for a 1.0 average on fourth down.
- ▶ WVU's touchdowns have come five times on first down (3 rushing/2 passing), four times on second down (1 rushing/3 passing) one time on third down (1 rushing/0 passing), and 0 TDs on fourth down (0 rushing/0 passing).

Offensive Analysis

- ▶ Breaking down the West Virginia offensive numbers for the 2015 season shows that the Mountaineers have run a total of 143 plays, 85 coming on the ground and 58 through the air. The rushing game has totaled 357 yards for an average of 4.2 yards per carry and five touchdowns. The passing attack has totaled 672 yards, five touchdowns and an average of 15.6 yards per completion.
- ▶ Combine the two and the Mountaineers have turned in 1,029 yards of total offense, 10 touchdowns, an average of 7.2 yards per play, and an average of 42.5 points per game.
- ▶ Deeper analysis shows that the Mountaineer offense has gained 19 first downs by the run and 26 via the pass. On average, West Virginia has totaled 178.5 yards per game on the ground, 336.0 yards per game passing and 514.5 yards per game of total offense.

Against Ranked Teams

- ▶ Beginning with a 27-0 loss to Fordham on Oct. 18, 1941, West Virginia has played 143 games against nationally ranked teams. Of those, 41 have been Mountaineer victories.
- ▶ Since 2001, WVU has posted 19 victories over ranked teams.



Maryland Year-By-Year Series

- 2014, away, West Virginia, 40-37
- 2013, neutral, Maryland, 37-0
- 2012, home, West Virginia, 31-21
- 2011, away, West Virginia, 37-31
- 2010, home, West Virginia, 31-17
- 2007, away, West Virginia, 31-14
- 2006, home, West Virginia, 45-28
- 2005, away, West Virginia, 31-19
- 2004, home, West Virginia, 19-16/OT
- 2003, Toyota Gator Bowl, Maryland, 41-7
- 2003, away, Maryland, 34-7
- 2002, home, Maryland, 48-17
- 2001, away, Maryland, 32-20
- 2000, home, West Virginia, 30-17
- 1999, away, Maryland, 33-0
- 1998, home, West Virginia, 42-20
- 1997, away, West Virginia, 31-14
- 1996, home, West Virginia, 13-0
- 1995, away, Maryland, 31-17
- 1994, home, Maryland, 24-13
- 1993, away, West Virginia, 42-37
- 1992, home, West Virginia, 34-33
- 1991, away, West Virginia, 37-7
- 1990, home, Maryland, 14-10
- 1989, away, West Virginia, 14-10
- 1988, home, West Virginia, 55-24
- 1987, away, Maryland, 25-20
- 1986, home, Maryland, 24-3
- 1985, away, Maryland, 28-0
- 1984, home, Maryland, 20-17
- 1983, away, West Virginia, 31-21
- 1982, home, West Virginia, 19-18
- 1981, away, West Virginia, 17-13
- 1980, home, Maryland, 14-11
- 1977, away, West Virginia, 24-16
- 1976, home, Maryland, 24-3
- 1973, away, West Virginia, 20-13
- 1970, away, West Virginia, 20-10
- 1969, home, West Virginia, 31-7
- 1966, away, Maryland, 28-9
- 1960, home, Maryland, 31-8
- 1959, away, Maryland, 27-7
- 1951, away, Maryland, 54-7
- 1950, home, Maryland, 41-0
- 1949, away, Maryland, 47-7
- 1948, home, West Virginia, 16-14
- 1947, away, Maryland, 27-0
- 1945, home, tie, 13-13
- 1944, away, tie, 6-6
- 1943, home, West Virginia, 6-2
- 1919, home, West Virginia, 27-0

Record in Morgantown: 14-9-1

Record at College Park: 13-11-1

Record at Neutral Site: 0-2

Overall Series Record: WVU leads 27-22-2



RushelSHELL

TylerORLOSKY

West Virginia OFFENSE

- ▶ WVU's offensive roster includes 14 true freshman, 13 redshirt freshman, eight redshirt sophomores, three juniors, eight redshirt juniors, one senior and five redshirt seniors
- ▶ Twenty-eight offensive players were used against Liberty, including two quarterbacks, 11 offensive linemen, five running backs, eight receivers and two tight ends
- ▶ Two players saw action on 70 or more plays against Liberty, four with 60 or more plays, eight with 50 or more plays and 13 with 40 or more plays
- ▶ Four offensive players made their first starts against Georgia Southern: Yodny Cajuste (OL), Kyle Bosch (OL), Jovon Durante (WR) and Shelton Gibson (WR)
- ▶ Two true freshmen saw time in their first game in a WVU uniform: Jovon Durante (WR), Gary Jennings (WR)
- ▶ Four redshirt freshman saw their first action: Yodny Cajuste (OL), Amanii Brown (OL), Marcell Lazard (OL) and Donte Thomas-Williams (RB)
- ▶ In the Holgorsen era, WVU has thrown for 300 or more yards 31 times, 400 or more 10 times and 500 or more twice
- ▶ The top games for amount of plays during the Holgorsen era:
 1. 108 - Maryland (2014)
 2. 96 - Towson (2014)
 3. 94 - Texas Tech (2014)
 4. 91 - Texas Tech (2012)
 5. 91 - Oklahoma State (2012)
 6. 90 - Texas (2014)
 7. 90 - Oklahoma State (2013)
 8. 90 - TCU (2012)
- ▶ The top games for total first downs in school history:
 1. 36 - Washington & Lee (1923)
 2. 35 - Syracuse (1993)
 3. 34 - Colorado State (1980)
 4. 33 - Maryland (2014)
 5. 33 - Towson (2014)
 6. 33 - Baylor (2014)
 7. 33 - Baylor (2012)
- ▶ WVU is tied for No. 1 nationally in fewest passes had intercepted, fewest turnovers and highest team pass efficiency.

- ▶ When WVU has passed for 250 or more yards over the past 10 years, its record is 29-18 and 50-29 when passing for 200 or more yards.

300 or More Yards Passing (Last 10 years)

| | | |
|-----|-----------------------|--------------|
| 656 | Baylor (2012) | 70-63/W |
| 511 | Maryland (2014) | 40-37/W |
| 469 | Connecticut (2011) | 43-16/W |
| 463 | LSU (2011) | 21-47/L |
| 448 | James Madison (2012) | 42-12/W |
| 431 | Norfolk State (2011) | 55-12/W |
| 410 | Louisville (2011) | 35-28/L |
| 407 | Kansas (2012) | 59-10/W |
| 407 | Clemson (2011) | 70-33/W |
| 401 | Oklahoma State (2012) | 55-34/L |
| 388 | at Maryland (2011) | 37-31/W |
| 376 | Oklahoma (2014) | 45-33/L |
| 372 | at Cincinnati (2011) | 24-21/W |
| 365 | vs. Alabama (2014) | 33-23/L |
| 359 | Georgia Southern | 44/0/W |
| | Georgia State (2013) | 41-7/W |
| 355 | Towson (2014) | 54-0/W |
| 356 | Iowa State (2013) | 44-52/L |
| 352 | Rutgers (2010) | 35-10/W |
| 346 | Texas A&M (2014) | 45-37/L |
| 338 | Maryland (2012) | 31-21/W |
| 338 | at Syracuse (2011) | 49-23/L |
| 334 | East Carolina (2009) | 35-20/W |
| 332 | North Carolina (2008) | 31-30/W |
| 323 | Marshall (2012) | 69-34/W |
| 322 | Baylor (2014) | 41-27/W |
| 320 | Oklahoma (2012) | 50-49/L |
| 316 | Marshall (2010) | 24-21/W (OT) |
| 313 | Liberty (2015) | 41-17/W |
| 310 | Kansas State (2012) | 26-20/L |
| 302 | Kansas (2014) | 33-14/W |
| 302 | Auburn (2009) | 30-41/L |
| 301 | Texas Tech (2014) | 37-34/W |

Bold = Holgorsen Era

- ▶ The Mountaineers are No. 4 in completion percentage, No. 7 in fewest penalties, No. 12 in passing yards per completion, No. 15 in passing offense and No. 19 in total offense.
- ▶ Skyler Howard's 21 completions against Liberty matched his career high, first set at Iowa State in 2014, also having 21 at Iowa State and 20 against Texas A&M
- ▶ Against Liberty, Howard completed 21-of-26 passes, 80.8 percent, marking his highest completion percentage as a starting quarterback (64.0 against Georgia Southern)
- ▶ Quarterback Skyler Howard threw for a career high 359 yards against Georgia Southern



Marquis LUCAS

Yodny CAJUSTE

West Virginia OFFENSE

- ▶ Howard's two touchdown passes against Liberty marked his sixth straight game with multiple touchdown passes
- ▶ Howard leads the nation in pass efficiency, No. 2 in yards per pass attempt, No. 3 in passing yards per completion and No. 10 in completion percentage
- ▶ Howard also is ranked No. 11 in total offense, No. 15 in passing yards per game and No. 29 in points responsible for
- ▶ Howard leads the Big 12 in passing efficiency, No. 5 in total offense and No. 6 in passing yards per game
- ▶ Howard has completed nine passes of 20 yards or more, five of more than 40 yards and three of more than 50 yards
- ▶ Howard completed two 57-yard passes to Durante and Gibson against Georgia Southern, marking the longest passes he has completed in 2015
- ▶ Howard is WVU's second-leading rusher in 2015 with 75 yards on 21 carries
- ▶ Howard's 34-yard run against Liberty marked his career long and WVU's longest run of the season

- ▶ William Crest Jr., completed 6-of-6 passes for 50 yards against Liberty and had a season long completion of 23 yards
- ▶ Crest Jr., scored the second rushing touchdown of his career against Georgia Southern
- ▶ Wendell Smallwood is averaging a team-high 92 yards per game rushing, 7.1 yards per carry and has scored three rushing touchdowns
- ▶ Smallwood finished with 88 yards rushing and two touchdowns against Liberty, first time he has had two touchdowns in a game
- ▶ Smallwood is ranked No. 5 in the Big 12 in rushing and No. 23 nationally
- ▶ Smallwood is tied for No. 2 in the Big 12 in scoring touchdowns and No. 6 in overall scoring
- ▶ Smallwood is ranked No. 7 in the Big 12 in all-purpose yards
- ▶ Smallwood finished with 96 yards rushing against Georgia Southern, marking his third highest rushing total in his career. He had 132 at Oklahoma State and 123 at Texas Tech in 2014

2015 Home and Away

| Rushing | Att-Yds-Avg | Avg/Gm |
|----------------------|----------------------------|---------------|
| Home (2-0) | 85-357-4.2..... | 178.5 |
| Away (0-0) | 000-000-0.0..... | 000.0 |
| Passing | Comp-Att-Yds-TD-Int | Avg/Gm |
| Home (2-0) | 43-58-672-5-0..... | 336.0 |
| Away (0-0) | 000-000-000-0-0..... | 000.0 |
| Total Offense | Rush-Pass-Total | Avg/Gm |
| Home (2-0) | 357-672-1,029..... | 514.5 |
| Away (0-0) | 000-000-0,000..... | 000.0 |
| Rush Defense | Att-Yds-Avg | Avg/Gm |
| Home (2-0) | 85-287-3.4..... | 143.5 |
| Away (0-0) | 000-000-0.0..... | 000.0 |
| Pass Defense | Comp-Att-Yds-TD-Int | Avg/Gm |
| Home (2-0) | 23-46-309-1-4..... | 154.5 |
| Away (0-0) | 000-000-000-0-0..... | 000.0 |
| Total Defense | Rush-Pass-Total | Avg/Gm |
| Home (2-0) | 287-309-596..... | 298.0 |
| Away (0-0) | 000-000-000..... | 000.0 |

Scoring 20 or more in a quarter

- ▶ West Virginia scored 20 points in the first quarter against Texas A&M, marking the third time in 2014 in which WVU scored at least 20 points in a quarter.
- ▶ WVU has scored 20 or more points in a quarter 48 times since 2001 and has done it in two quarters of a game eight different times.

| Game | Year | Points | Quarter |
|------------------|-------------|---------------|----------------|
| Texas A&M | 2014 | 20 | 1st |
| Iowa State | 2014 | 20 | 2nd |
| Towson | 2014 | 21 | 2nd |
| Baylor | 2013 | 21 | 4th |
| Georgia State | 2013 | 21 | 4th |
| Kansas | 2012 | 21 | 2nd |
| TCU | 2012 | 21 | 2nd |
| Baylor | 2012 | 21 | 3rd |
| Baylor | 2012 | 21 | 2nd |
| James Madison | 2012 | 21 | 1st |
| Marshall | 2012 | 21 | 3rd |
| Marshall | 2012 | 21 | 2nd |
| vs. Clemson | 2011 | 35 | 2nd |
| Connecticut | 2011 | 23 | 3rd |
| Bowling Green | 2011 | 21 | 2nd |
| Norfolk State | 2011 | 28 | 3rd |
| UNLV | 2010 | 21 | 1st |
| Auburn | 2009 | 21 | 1st |
| North Carolina | 2008 | 21 | 1st |
| Louisville | 2008 | 21 | 3rd |
| UConn | 2008 | 21 | 3rd |
| UConn | 2007 | 21 | 4th |
| UConn | 2007 | 21 | 3rd |
| Miss. State | 2007 | 28 | 1st |
| at Marshall | 2007 | 21 | 3rd |
| at Marshall | 2007 | 21 | 4th |
| W. Michigan | 2007 | 21 | 3rd |
| vs. Ga. Tech | 2006 | 21 | 3rd |
| Cincinnati | 2006 | 21 | 2nd |
| Cincinnati | 2006 | 21 | 3rd |
| Syracuse | 2006 | 21 | 3rd |
| at Miss. State | 2006 | 21 | 4th |
| Maryland | 2006 | 21 | 1st |
| vs. Georgia | 2005 | 21 | 1st |
| Pitt | 2005 | 21 | 4th |
| UConn | 2005 | 21 | 2nd |
| at Maryland | 2005 | 24 | 4th |
| James Madison | 2004 | 21 | 2nd |
| East Carolina | 2004 | 28 | 2nd |
| Temple | 2003 | 21 | 1st |
| at East Carolina | 2003 | 20 | 2nd |
| at East Carolina | 2003 | 21 | 3rd |
| at Temple | 2002 | 21 | 1st |
| UT-Chattanooga | 2002 | 21 | 2nd |
| UT-Chattanooga | 2002 | 21 | 4th |
| Rutgers | 2001 | 28 | 1st |
| Rutgers | 2001 | 31 | 2nd |
| Kent State | 2001 | 21 | 3rd |



On Network Television

▶ The Fox Sports 1 telecast of the WVU-Maryland game marks the 214th network television game for West Virginia. All-time WVU is 107 105-1 in nationally televised games.

Most Total Wins Over The Last 13 Years (2003-15)

| Rk. | School | Wins |
|------------|----------------------|------------|
| 1. | Boise State | 139 |
| 2. | Oklahoma | 128 |
| 3. | LSU | 126 |
| 4. | USC | 124 |
| 5. | Oregon | 121 |
| 6. | Ohio State | 120 |
| 7. | TCU | 119 |
| 8. | Georgia | 118 |
| 9. | Wisconsin | 117 |
| 10. | Virginia Tech | 116 |
| 11. | Texas | 114 |
| 12. | Florida | 112 |
| 13. | Auburn | 110 |
| 14. | Utah | 108 |
| 15. | Northern Illinois | 107 |
| | Clemson | 107 |
| | Missouri | 107 |
| 18. | West Virginia | 106 |
| 19. | Nebraska | 105 |
| | BYU | 105 |

Best Winning Percentage Away From Home (Road or Neutral) Over The Last 13 Years (2003-15)

| Rk. | School | W-L | Winning % |
|------------|----------------------|--------------|-------------|
| 1. | USC | 62-18 | .775 |
| 2. | Boise State | 60-20 | .750 |
| 3. | Texas | 58-20 | .744 |
| 4. | Ohio State | 43-16 | .729 |
| 5. | TCU | 56-22 | .718 |
| 6. | LSU | 52-22 | .703 |
| 7. | Oregon | 52-26 | .667 |
| 8. | Oklahoma | 51-26 | .662 |
| 9. | Georgia | 53-28 | .654 |
| 10. | Florida | 48-30 | .615 |
| 11. | Virginia Tech | 49-32 | .605 |
| 12. | Navy | 50-33 | .602 |
| 13. | West Virginia | 43-29 | .597 |
| 14. | Auburn | 36-30 | .545 |
| 15. | Boston College | 39-36 | .520 |

Best Home Winning Percentage Over The Last 13 Years (2003-15)

| Rk. | School | W-L | Winning % |
|------------|----------------------|--------------|-------------|
| 1. | Boise State | 76-3 | .962 |
| 2. | Ohio State | 80-8 | .909 |
| 3. | Oklahoma | 70-8 | .897 |
| 4. | Wisconsin | 74-10 | .881 |
| 5. | LSU | 76-11 | .874 |
| 6. | Georgia | 60-11 | .845 |
| 7. | USC | 64-13 | .831 |
| | TCU | 64-13 | .831 |
| 9. | Virginia Tech | 63-15 | .808 |
| 10. | Florida | 65-17 | .793 |
| 11. | West Virginia | 61-19 | .763 |
| 12. | Texas | 58-20 | .744 |
| | Iowa | 54-19 | .740 |
| 14. | Troy | 44-16 | .733 |
| 15. | Texas Tech | 57-22 | .722 |



Dravon **ASKEW-HENRY**

Jared **BARBER**

Offensive Notes Continued

- ▶ WVU has spread the ball to 10 receivers this season with four of the 10 receivers having five or more catches for the two games
- ▶ Freshman Jovon Durante finished with a game-high and season-high seven catches against Liberty
- ▶ Durante has scored a receiving touchdown in both games to start his career
- ▶ Durante is tied for No. 6 in the Big 12 in receptions per game, No. 7 in receiving yards per game and No. 7 in receiving touchdowns
- ▶ Durante also is No. 15 in yards per reception, No. 16 in all-purpose yards and tied for No. 17 in scoring
- ▶ Durante's 41-yard touchdown reception against Georgia Southern was his first career catch, making him the first player since Dante Campbell (2012) and KJ Myers (2012) to score a touchdown on his first career reception
- ▶ Durante is ranked No. 5 nationally in yards per reception and No. 19 in receiving yards per game
- ▶ Receivers Jovon Durante and Shelton Gibson finished with 121 and 130 yards against Georgia Southern, respectively, marking the 21st time WVU has had double 100-yard receivers in a game
- ▶ The 100-yard receiving games by Gibson and Durante against Georgia Southern marked the 163rd and 164th 100-yard receiving game by WVU
- ▶ Gibson has scored a touchdown in both games of his career
- ▶ Gibson leads WVU in all-purpose yardage, averaging 118 yards per game
- ▶ Gibson leads West Virginia in receiving yards, with 211 on six catches, averaging 35.2 yards per catch and two touchdown
- ▶ Four of Gibson's catches have been for 25 or more yards and two of the four have been for touchdowns
- ▶ Gibson is ranked No. 1 nationally in yards per reception and No. 20 in receiving yards per game
- ▶ Gibson is No. 3 in the Big 12 in receiving yards per game and No. 6 in all-purpose yards

- ▶ Gibson's 26-yard touchdown in the third quarter against Georgia Southern marked the first touchdown of his career
- ▶ Orlosky is on the watch lists for the Rimington Trophy, signifying the top center in the nation and the Outland Trophy, the nation's best lineman
- ▶ Howard is on the watch list for the Earl Campbell/Tyler Rose Award, signifying the top offensive player from the state of Texas or playing at a school in the state of Texas

Ranking Among Conference Leaders

| | WVU (Big 12) | MD (Big Ten) |
|--------------------------|--------------|--------------|
| Scoring Offense | 4 | 2 |
| Rushing Offense | 6 | 4 |
| Scoring Defense | 1 | 12 |
| Rushing Defense | 3 | 13 |
| Passing Offense | 5 | 9 |
| Total Offense | 5 | 8 |
| Passes Had Intercepted | T1 | 14 |
| Pass Defense | 1 | 10 |
| Total Defense | 1 | 12 |
| Kickoff Returns | 3 | 6 |
| Punt Returns | 4 | 1 |
| Net Punting | 4 | 5 |
| Passing Efficiency | 1 | 7 |
| Turnover Margin | 1 | 13 |
| Interceptions | 1 | 5 |
| Pass Eff. Defense | 1 | 12 |
| First Downs | 10 | 11 |
| First Down Defense | 1 | 12 |
| Third Down Conv. | 4 | 5 |
| Opponent Third Down | 2 | 10 |
| Fourth Down Conv. | T5 | 8 |
| Opponent Fourth Down | T1 | 9 |
| Sacks By | 10 | 1 |
| Sacks Against | T4 | 1 |
| Tackles for Loss | 4 | 6 |
| Tackles for Loss Allowed | 7 | 4 |
| Penalties | 2 | 11 |
| Possession Time | 7 | 13 |
| Punt Return Defense | 5 | 5 |
| Kickoff Return Defense | 3 | 12 |
| Turnovers Gained | 4 | 12 |
| Fumbles Gained | 8 | NR |
| Red Zone Offense | T3 | 6 |
| Red Zone Defense | 1 | 7 |



Daryl **WORLEY**

Eric **KINSEY**

West Virginia DEFENSE

- ▶ Thirty defensive players were used against Georgia Southern and 27 against Liberty
- ▶ Eight players saw action on 50 or more plays against Liberty and 11 with 40 or more plays
- ▶ Five defensive players saw their first action at WVU; Jaleel Fields (DL), Larry Jefferson (DL), CJ Maduewesi (DL), Khairi Shariff (CB) and Shane Commodore (S)
- ▶ WVU pitched its second straight home opening shutout against Georgia Southern, last year's was a 54-0 win over Towson
- ▶ WVU leads the nation in fourth down defense, No. 2 in turnover margin, No. 3 in scoring defense and red zone defense and No. 4 in first down defense
- ▶ West Virginia is No. 15 in pass efficiency defense, No. 24 in total defense, No. 25 in passes intercepted, No. 27 in third down defense and No. 32 in tackles for loss
- ▶ Liberty was held to 92 yards rushing, the fifth time over the past two years that WVU has held its opponent under 100 yards rushing
- ▶ West Virginia held Liberty to 25 percent on its third down attempts (3/12), keeping both its opponents under 32 percent in 2015
- ▶ The WVU defense held Georgia Southern to only two pass completions
- ▶ The WVU defense forced Georgia Southern into three-and-outs on seven of 13 drives.
- ▶ The WVU defense is only giving up 8.5 points per game, 15.5 first downs per game, 143.5 rushing yards per game, 154.5 passing yards and 298 total yards
- ▶ West Virginia had a season high eight tackles for loss against Georgia Southern
- ▶ The defense held the Eagles to 29 passing yards, the fifth fewest passing yards allowed in school history
 1. 0 - Pitt (1981)
 2. 21 - Ohio (1987)
 3. 24 - Penn State (1980)
 4. 27 - Rutgers (2001)
- ▶ **5. 29 - Georgia Southern (2015)**
- ▶ WVU held Liberty to 372 yards of total offense, marking the seventh time in the past two years that the Mountaineers have held opponent to under 400 yards of total offense

- ▶ The 224 yards given up by the defense is the fewest total yards given up since holding Kansas to 176 yards in 2014
- ▶ The Mountaineers finished with four interceptions against Georgia Southern. WVU last had four INTs in a 35-28 win at Boston College on Nov. 8, 2003.
- ▶ Nick Kwiatkoski also tied for the team lead with seven tackles, including a tackle for loss
- ▶ Kwiatkoski leads WVU with 14 tackles and is second with 2.5 tackles for loss
- ▶ Kwiatkoski is tied for No. 15 in the Big 12 in tackles, is No. 7 in solo stops and No. 19 in tackles for loss
- ▶ Al-Rasheed Benton made the first start of his career against Liberty and was named the WVU defensive player of the game
- ▶ Benton tied for a game-high seven tackles and a game-high two tackles for loss
- ▶ Benton leads the Mountaineers with three tackles for loss for the season, ranking No. 14 in the Big 12
- ▶ Dravon Askew-Henry is third on the team in tackles (11) and has an interception and assisted on a tackle for loss
- ▶ Askew-Henry tied for the team lead against Liberty with seven tackles, including six solo tackles
- ▶ Askew-Henry's second-quarter interception against Georgia Southern was the third of his career; tying him for No. 7 nationally in interceptions
- ▶ Karl Joseph, a preseason All-American, is WVU's fourth leading tackler with 11, including 10 solo stops
- ▶ Joseph is No. 1 nationally in interceptions and No. 10 in fumbles recovered
- ▶ Joseph is No. 1 in the Big 12 in interceptions, tied for No. 2 in fumbles recovered, No. 7 in solo tackles and tied for No. 31 in tackles
- ▶ Joseph finished with three interceptions against Georgia Southern, pushing his career total to six. They were his first INTs since 2013. Joseph is the first Mountaineer to nab three interceptions in a game since Vann Washington did so in a 52-16 win over Louisiana Tech on Oct. 29, 2004.

- ▶ It also marked the third time in the modern era that a player finished with three interceptions in one quarter (Mike Slater at Kentucky, 1969 - 4th quarter and Jack Eastwood at Miami, 1973 - 4th quarter)
- ▶ The five turnovers forced by WVU were the most since the Mountaineers forced eight against Rutgers in 2001
- ▶ Daryl Worley had a season high two pass breakups against Liberty and leads the Mountaineers with three for the season
- ▶ Worley is tied for No. 2 in the Big 12 in passes defended
- ▶ Noble Nwachukwu and KJ Dillon are ranked No. 24 nationally in forced fumbles

West Virginia SPECIAL TEAMS

- ▶ John DePalma (LS), Josh Lambert (K) and Nick O'Toole (P) lead the WVU special teams
- ▶ Josh Lambert was a Lou Groza Award finalist in 2014 and holds the NCAA record for most field goals made of 40 yards or more in a season (16)
- ▶ Lambert tied the NCAA season record in 2014 for most contests with multiple field goals made in a game (10) and tied the mark for most with three field goals made in a game (6)
- ▶ Lambert was the No. 2 kicker in the nation in scoring (135) in 2014
- ▶ Lambert had the most field goals made nationally in 2014 (30)
- ▶ Lambert finished No. 1 in the Big 12 and No. 1 nationally in field goals made per game in 2014
- ▶ In 2015, Lambert is No.1 in the conference and No. 36 nationally in field goals
- ▶ Lambert is No. 1 in the Big 12 and No.2 nationally in field goals made per game (2.50)
- ▶ Lambert is tied for No. 1 in the Big 12 in total field goals made (5)
- ▶ Lambert is No. 2 in Big 12 overall scoring and is No. 1 in Big 12 scoring by kickers (12.5)
- ▶ Lambert has made 52 career field goals and is tied for No. 4 on WVU's all-time list
- ▶ Punter Nick O'Toole ranks No. 2 in Big 12 punting
- ▶ O'Toole's long punt of the year is 65 yards
- ▶ O'Toole's best punting average on the season is 49.7 yards vs. Liberty
- ▶ West Virginia ranks No. 4 in the conference and No. 34 nationally in net punting
- ▶ West Virginia ranks No. 3 in the conference and No. 37 nationally in kickoff returns
- ▶ West Virginia ranks No. 4 in the Big 12 and No. 44 nationally in punt returns
- ▶ WVU's highest national ranking in special .. teams is No. 31 in punt return defense. Highest Big 12 ranking is No. 3 in kickoff coverage and returns



West Virginia Top Offensive Performances

Mountaineer Top Rushing Marks

| | | | |
|-----|-----|------------------------|--------------------|
| 1. | 569 | Washington & Lee | November 10, 1923 |
| 2. | 536 | East Carolina | September 28, 2002 |
| 3. | 517 | Connecticut | November 24, 2007 |
| 4. | 478 | East Carolina | September 4, 2004 |
| 5. | 457 | Syracuse | October 14, 2006 |
| 6. | 458 | Oklahoma | November 17, 2012 |
| 7. | 451 | Pitt | November 24, 2005 |
| 8. | 446 | Syracuse | October 30, 1993 |
| | 446 | Rutgers | November 3, 2001 |
| 10. | 437 | Pitt | November 16, 2006 |
| 11. | 427 | Cincinnati | October 17, 1987 |
| 12. | 397 | East Carolina | September 22, 2007 |
| 13. | 394 | Eastern Washington | September 9, 2006 |
| 14. | 382 | Georgia | January 2, 2006 |
| 15. | 379 | Washington & Lee | November 10, 1923 |
| | 379 | East Carolina | November 7, 1992 |
| 17. | 378 | Pitt | September 29, 1990 |
| 18. | 376 | West Virginia Wesleyan | October 1, 1938 |
| | 376 | Louisville | November 22, 2008 |
| 20. | 370 | Cincinnati | October 21, 1989 |

Mountaineer Top Passing Marks

| | | | |
|----|-----|---------------|--------------------|
| 1. | 656 | Baylor | September 29, 2012 |
| 2. | 511 | Maryland | September 13, 2014 |
| 3. | 469 | UConn | October 8, 2011 |
| 4. | 463 | LSU | September 24, 2011 |
| 5. | 452 | Missouri | December 26, 1998 |
| 6. | 448 | James Madison | September 15, 2012 |
| 7. | 431 | Norfolk State | September 10, 2011 |
| 8. | 416 | Pitt | September 28, 1968 |
| 9. | 410 | Louisville | November 5, 2011 |

| | | | |
|-----|-----|----------------|--------------------|
| 10. | 409 | Pitt | November 27, 1998 |
| 11. | 407 | Kansas | December 1, 2012 |
| | 407 | Clemson | January 4, 2012 |
| 13. | 401 | Oklahoma State | November 10, 2012 |
| 14. | 396 | Pitt | October 15, 1994 |
| 15. | 390 | Purdue | September 2, 1995 |
| 16. | 388 | Maryland | September 17, 2011 |
| 17. | 380 | Miami | October 24, 1998 |
| 18. | 376 | Oklahoma | September 20, 2014 |
| 19. | 372 | Cincinnati | November 12, 2011 |
| 20. | 371 | Rutgers | November 9, 1996 |
| 21. | 365 | Boston College | October 5, 1996 |
| | 365 | Alabama | August 31, 2014 |

Mountaineer Top Total Offense

| | | | |
|-----|-----|------------------|--------------------|
| 1. | 807 | Baylor | September 29, 2012 |
| 2. | 778 | Oklahoma | November 17, 2012 |
| 3. | 694 | Maryland | September 13, 2014 |
| 4. | 674 | Washington & Lee | November 10, 1923 |
| 5. | 655 | Marshall | September 1, 2012 |
| 6. | 654 | Syracuse | October 30, 1993 |
| 7. | 647 | Kansas | December 1, 2012 |
| 8. | 643 | Bowling Green | October 1, 2011 |
| 9. | 641 | Pitt | October 2, 1965 |
| | 641 | Pitt | November 16, 2006 |
| 11. | 627 | Rutgers | November 3, 2001 |
| 12. | 624 | Connecticut | November 24, 2007 |
| 13. | 623 | Pitt | November 27, 1999 |
| 14. | 621 | East Carolina | September 4, 2004 |
| 15. | 614 | Temple | November 13, 1993 |
| 16. | 606 | Towson | September 6, 2014 |
| 17. | 604 | Georgia State | September 14, 2013 |

Charting Mountaineer Players of the Week

| Game | O-Champ | D-Champ | ST-Champ | O-Scout | D-Scout | Big 12 |
|------------------|---------------|-------------------|--------------|---------------|-------------|-------------|
| Georgia Southern | Skyler Howard | Karl Joseph | Josh Lambert | David Sills | David Long | Karl Joseph |
| Liberty | Tyler Orlosky | Al Rasheed-Benton | Nick Meadows | Deonte Glover | Adam Shuler | |
| Maryland | | | | | | |
| at Oklahoma | | | | | | |
| Oklahoma State | | | | | | |
| at Baylor | | | | | | |
| at TCU | | | | | | |
| Texas Tech | | | | | | |
| Texas | | | | | | |
| at Kansas | | | | | | |
| Iowa State | | | | | | |
| at Kansas State | | | | | | |

West Virginia Bests

| | |
|--------------------------|-------------------------------|
| Rushing Yards | 569 vs. Washington & Lee 1923 |
| Passing Yards | 656 vs. Baylor 2012 |
| Total Yards | 807 vs. Baylor 2012 |
| Total First Downs | 36 vs. Washington & Lee 1923 |
| Low Rushing Yards All | 30 vs. Florida 1981 |
| Low Passing Yards All | 0 vs. Pitt 1981 |
| Low Total Yards Allowed | 14 vs. Maryland 1919 |
| Fewest First Downs All | 0 vs. Maryland 1919 |
| Longest TD run | 96 vs. N. Illinois 1986 |
| Longest Non-TD Run | 79 vs. Louisville 2008 |
| Longest TD Reception | 96 vs. Penn State 1973 |
| Longest Non-TD Reception | 84 vs. Miami 2003 |
| Points (Game) | 92 vs. Marshall 1916 |
| Victory Margin | 89 vs. Geneva 1951 |

West Virginia Bests - 2010 Decade

| | |
|------------------------------|-----------------------------------|
| Rushing Yards | 458 vs. Oklahoma '12 |
| Passing Yards | 659 vs. Baylor '12 |
| Total Yards | 807 vs. Baylor '12 |
| Total First Downs | 33 vs. 4 teams, latest Baylor '14 |
| First Downs Rushing | 19 vs. Cincinnati '10 |
| First Downs Passing | 23 vs. LSU '11 |
| Low Rushing Yards All | 10 vs. Maryland '10 |
| Low Passing Yards All | 29 vs. Ga. Southern '14 |
| Low Total Yards Allowed | 122 vs. Towson '14 |
| Fewest First Downs All | 7 vs. Towson '14 |
| Fewest 1st Downs Rushing All | 0 vs. Kansas St. '14 |
| Fewest 1st Downs Passing All | 2 vs. KU '13, GSU '15 |
| Longest TD run | 80 vs. Rutgers '11 |
| Longest Non-TD Run | 70 vs. Marshall '12 |
| Longest TD Reception | 87 vs. Baylor '12 |
| Longest Non-TD Reception | 75 vs. Okla. St. '12 |
| Points (Game) | 70 vs. Clemson '11, Baylor '12 |
| Points (Half) | 49 vs. Clemson '11 (First Half) |
| Points (Qtr) | 35 vs. Clemson '11 (Second) |
| Victory Margin | 54 vs. Towson '14 |

West Virginia Bests - Holgorsen Era

| | |
|------------------------------|-----------------------------------|
| Rushing Yards | 458 vs. Oklahoma '12 |
| Passing Yards | 656 vs. Baylor '12 |
| Total Yards | 807 vs. Baylor '12 |
| Total First Downs | 33 vs. 4 teams, latest Baylor '14 |
| First Downs Rushing | 15 vs. Bowling Green '11 |
| First Downs Passing | 23 vs. LSU '11 |
| Low Rushing Allowed | 1 vs. Kansas State '14 |
| Low Passing Yards Allowed | 29 vs. Ga. Southern '15 |
| Low Total Yards Allowed | 122 vs. Towson '14 |
| Fewest 1st Downs Allowed | 7 vs. Towson '14 |
| Fewest 1st Downs Rushing All | 0 vs. Kansas St. '14 |
| Fewest 1st Downs Passing All | 2 vs. KU '13, GSU '15 |
| Longest TD run | 80 vs. Rutgers '11 |
| Longest Non-TD Run | 70 vs. Marshall '12 |
| Longest TD Reception | 87 vs. Baylor '12 |
| Longest Non-TD Reception | 75 vs. Okla. St. '12 |
| Points (Game) | 70 vs. Clemson '11, Baylor '12 |
| Points (Half) | 49 (First Half) vs. Clemson '11 |
| Points (Qtr) | 35 (Second) vs. Clemson '11 |
| Victory Margin | 54 vs. Towson '14 |

2015 Big 12 Standings

| | Big 12 | Pct. | Overall | Pct. |
|----------------------|------------|-------------|------------|--------------|
| Kansas State | 0-0 | .000 | 3-0 | 1.000 |
| Oklahoma | 0-0 | .000 | 3-0 | 1.000 |
| Oklahoma State | 0-0 | .000 | 3-0 | 1.000 |
| TCU | 0-0 | .000 | 3-0 | 1.000 |
| Texas Tech | 0-0 | .000 | 3-0 | 1.000 |
| Baylor | 0-0 | .000 | 2-0 | 1.000 |
| West Virginia | 0-0 | .000 | 2-0 | 1.000 |
| Iowa State | 0-0 | .000 | 1-2 | .333 |
| Texas | 0-0 | .000 | 1-2 | .333 |
| Kansas | 0-0 | .000 | 0-2 | .000 |



Karl JOSEPH

Terrell CHESTNUT

Special Teams/Defensive Touchdowns Since 2000

- 2014**
 KJ Dillon 35 interception return vs. Texas A&M
 Terrell Chestnut 35 fumble recovery vs. TCU
 Dravon Henry 52 interception return at Oklahoma State
 Mario Alford 94 kickoff return vs. Kansas
 Mario Alford 100 kickoff return vs. Alabama
- 2013**
 Karl Joseph 38 fumble return vs. Iowa State
 Karl Joseph 0 fumble return at Baylor
 Darwin Cook 32 interception return at Baylor
 Ishmael Banks 58 interception return vs. Oklahoma State
- 2012**
 Tavon Austin 76 punt return vs. TCU
 Tavon Austin 100 kickoff return vs. Kansas State
 Doug Rigg 51 fumble return vs. Maryland
 Isaiah Bruce 43 fumble return vs. Marshall
- 2011**
 Darwin Cook 99 fumble return vs. Clemson
 Pat Miller 52 interception return at USF
 Tavon Austin 90 kickoff return at USF
 Julian Miller 0 fumble recovery at Cincinnati
 Terence Garvin 37 interception return at Maryland
 Tavon Austin 100 kickoff return vs. Marshall
- 2009**
 Sidney Glover 24 interception return at Rutgers
 Tavon Austin 98 kickoff return vs. UConn
- 2008**
 Mortty Ivy 29 interception return vs. Villanova
- 2007**
 Reed Williams 0 fumble recovery vs. UConn
 Eric Wicks 44 fumble return vs. Louisville
 Keilen Dykes 19 interception return vs. Syracuse
- 2006**
 Vaughn Rivers 50 punt return vs. Mississippi State
 Darius Reynaud 96 kickoff return vs. Maryland
- 2005**
 Jamille Addae 40 interception return vs. Pitt
 Thandi Smith 1 punt return vs. Rutgers
 Antonio Lewis 77 punt return vs. East Carolina
 Eric Wicks 31 interception return vs. Syracuse
- 2004**
 Mike Lorello 21 interception return vs. Connecticut
 Eric Wicks 34 interception return vs. Virginia Tech
 Adam Lehnortt 21 fumble return vs. James Madison
 Adam Jones 76 punt return vs. East Carolina
- 2003**
 Lance Frazier 64 punt return vs. Temple
 Adam Jones 47 fumble return vs. Temple
 Adam Jones 49 interception return vs. Boston College
 Adam Jones 87 kickoff return vs. BC
 Joe Hunter 0 punt return vs. UCF
- 2002**
 Arthur Harrison 0 fumble recovery vs. East Carolina
 Angel Estrada 43 interception return vs. Rutgers
- 2001**
 Shawn Terry 100 kickoff return vs. Maryland
 Shawn Hackett 10 fumble return vs. Rutgers
 Shawn Hackett 50 interception return vs. Rutgers
- 2000**
 Grant Wiley 22 interception return vs. Boston College
 Shawn Hackett 41 interception return vs. Boston College
 Grant Wiley 15 interception return vs. Idaho
 Ben Meighan 36 fumble return vs. VT
 Shawn Terry 100 kickoff return vs. Syracuse
 Bryant 49 interception return vs. Rutgers
 Jason Davis 0 fumble return vs. East Carolina
 Shawn Terry 89 kickoff return vs. Pitt
 Lance Frazier 32 interception return vs. Pitt
 Shawn Terry 99 kickoff return vs. Ole Miss

Pronunciation Guide

LAST NAMES

| | |
|----------------------------|-------------------|
| Arndt (Darren/Justin)..... | like Yarn-dt |
| Cajuste (Yodny)..... | ka-JUST |
| Chugunov (Chris)..... | chug-uh-nov |
| DePalma (John)..... | da-Palm-uh |
| Durante (Jovon)..... | duh-rant |
| Funderburke (DaeJuan)..... | like Thunder-burk |
| Gross (Marvin)..... | Grose |
| Kwiatkoski (Nick)..... | quit - Cowski |
| Kyeremeh (Nana)..... | Ky-rum |
| Lazard (Marcell)..... | Lah-zard |
| Levine (Scott)..... | La-Veen |
| Maduewesi (CJ)..... | mad-do-a-wessy |
| Matteo (Tony)..... | muh-TAY-O |
| Nwachukwu (Noble)..... | wah-Chew-coo |
| Orlosky (Tyler)..... | or-Losk-E |
| Pegues (Xavier)..... | pah-Geese |
| Petteway (Shaq)..... | Pet-a-way |
| Rumph (Rick)..... | rumf |
| Seider (Ja'Shaun)..... | Sy-der |
| Sharif (Khairi)..... | share-EEF |

FIRST NAMES

| | |
|---------------------------|---------------|
| Amanii (Brown)..... | ah-mon-E |
| Daikiel (Shorts)..... | da-Keel |
| DaJuan (Funderburke)..... | Dah-juan |
| Deamonte (Lindsay)..... | Dee-a-monty |
| Dontae (Angus)..... | Don-tay |
| Dravon (Henry)..... | Dray-vaughn |
| Hodari (Christian)..... | hoe-Darr-E |
| Jaleel (Fields)..... | jah-leel |
| Ja'Shaun (Seider)..... | Ja-Shaun |
| Jovon (Durante)..... | Joe-vaughn |
| Ka'Raun (White)..... | Cah-Ron |
| Khairi (Shariff)..... | ka-harr-E |
| Rasul (Douglas)..... | Ra-sewell |
| Rushel (Shell)..... | rush-ell |
| Tyrek (Cole)..... | tie-Reek |
| Wendell (Smallwood)..... | when-Dell |
| Xavier (Pegues)..... | X-zay-vee-err |

Online Pronunciation Guide

- ▶ A pronunciation guide provided by TheNameEngine.com also can be found at WVUsports.com on the football roster page. To hear a pronunciation of these names, click on the ear icon beside the name and a correct pronunciation will be provided.

NFL Mountaineers

- ▶ There are 19 former Mountaineers on NFL rosters in 2015, playing for 12 different teams.



| | |
|----------------|----------------------|
| Shaq Riddick | Arizona Cardinals |
| Ryan Mundy | Chicago Bears |
| Kevin White | Chicago Bears |
| Mario Alford | Cincinnati Bengals |
| Will Clarke | Cincinnati Bengals |
| Adam Jones | Cincinnati Bengals |
| Don Barclay | Green Bay Packers |
| Pat McAfee | Indianapolis Colts |
| J.T. Thomas | New York Giants |
| Geno Smith | New York Jets |
| Terence Garvin | Pittsburgh Steelers |
| Will Johnson | Pittsburgh Steelers |
| Mark Glowinski | Seattle Seahawks |
| Bruce Irvin | Seattle Seahawks |
| Tavon Austin | St. Louis Rams |
| Stedman Bailey | St. Louis Rams |
| Charles Sims | Tampa Bay Buccaneers |
| Keith Tandy | Tampa Bay Buccaneers |
| Quinton Spain | Tennessee Titans |



Mountaineer 250-Yard Passing Games



Skyler HOWARD

| A/C/Yds | Name | Opponent | Date |
|------------------|----------------------|-------------------------|-----------------|
| 45/51/656 | Geno Smith | Baylor | 9/29/2012 |
| 37/49/511 | Clint Trickett | Maryland | 9/13/2014 |
| 38/65/463 | Geno Smith | LSU | 9/24/2011 |
| 27/45/450 | Geno Smith | Connecticut | 10/8/2011 |
| 34/50/429 | Marc Bulger | Missouri | 12/26/98 |
| 27/37/416 | Mike Sherwood | Pitt | 9/28/68 |
| 34/39/411 | Geno Smith | James Madison | 9/15/2012 |
| 31/44/410 | Geno Smith | Louisville | 11/5/2011 |
| 26/37/409 | Marc Bulger | Pitt | 11/27/98 |
| 23/24/407 | Geno Smith | Kansas | 12/1/2012 |
| 32/43/407 | Geno Smith | Clemson | 1/4/2012 |
| 16/39/396 | Chad Johnston | Pitt | 10/15/94 |
| 22/35/390 | Chad Johnston | Purdue | 9/2/95 |
| 36/49/388 | Geno Smith | Maryland | 9/17/2011 |
| 32/43/380 | Marc Bulger | Miami | 10/24/98 |
| 25/41/376 | Clint Trickett | Oklahoma | 9/20/2014 |
| 29/43/372 | Geno Smith | Cincinnati | 11/12/2011 |
| 20/34/371 | Geno Smith | Norfolk State | 9/10/2011 |
| 29/45/365 | Clint Trickett | Alabama | 8/30/2014 |
| 36/54/364 | Geno Smith | Oklahoma State | 11/10/2012 |
| 34/48/360 | Oliver Luck | Syracuse | 11/21/81 |
| 16/25/359 | Skyler Howard | Georgia Southern | 9/5/2015 |
| 25/41/359 | Ford Childress | Georgia State | 9/14/2013 |
| 21/37/356 | Clint Trickett | Iowa State | 11/30/2012 |
| 24/36/354 | Marc Bulger | Navy | 10/3/98 |
| 18/31/354 | Chad Johnston | Boston College | 10/5/96 |
| 23/28/352 | Geno Smith | Rutgers | 12/4/2010 |
| 25/40/353 | Marc Bulger | Georgia Tech | 12/29/97 |

| A/C/Yds | Name | Opponent | Date |
|------------------|----------------------|----------------|------------------|
| 35/40/348 | Clint Trickett | Towson | 9/6/2014 |
| 26/43/348 | Marc Bulger | Pitt | 11/28/97 |
| 20/45/346 | Skyler Howard | Texas A&M | 12/29/2014 |
| 32/48/346 | Marc Bulger | Miami | 10/30/99 |
| 21/37/341 | Bernie Galiffa | Penn State | 10/28/72 |
| 30/43/338 | Geno Smith | Maryland | 9/22/2012 |
| 24/41/338 | Geno Smith | Syracuse | 10/21/2011 |
| 24/31/334 | Jarrett Brown | East Carolina | 9/12/2009 |
| 16/21/334 | Chad Johnston | Rutgers | 11/4/95 |
| 32/26/332 | Pat White | North Carolina | 12/27/2008 |
| 30/20/331 | Marc Bulger | Pitt | 11/27/99 |
| 32/36/323 | Geno Smith | Marshall | 9/1/2012 |
| 23/35/322 | Clint Trickett | Baylor | 10/18/2014 |
| 17/37/321 | Jeff Hostetler | Oklahoma | 9/11/82 |
| 20/35/320 | Geno Smith | Oklahoma | 11/17/2012 |
| 18/28/320 | Allen McCune | Pitt | 10/2/65 |
| 15/21/318 | Brad Lewis | Mississippi | 12/28/2000 |
| 32/45/316 | Geno Smith | Marshall | 9/10/2010 |
| 20/25/314 | Oliver Luck | Temple | 11/8/80 |
| 18/37/314 | Bernie Galiffa | Pitt | 11/4/72 |
| 20/28/312 | Marc Bulger | Boston College | 11/21/98 |
| 24/50/309 | Clint Trickett | Oklahoma State | 9/28/2013 |
| 21/34/309 | Dan Kendra | Villanova | 10/29/77 |
| 23/41/308 | Darren Studstill | Miami, Fla. | 10/31/92 |
| 20/33/306 | Mike Sherwood | East Carolina | 11/7/70 |
| 20/35/302 | Clint Trickett | Kansas | 10/4/2014 |
| 28/44/301 | Clint Trickett | Texas Tech | 10/11/2014 |
| 13/19/298 | Bernie Galiffa | Virginia | 9/23/72 |
| 15/21/297 | Major Harris | Boston College | 10/22/88 |
| 15/18/296 | Allen McCune | William & Mary | 9/25/65 |
| 20/25/293 | Marc Bulger | Maryland | 9/19/98 |
| 28/45/293 | Dan Kendra | Syracuse | 11/25/75 |
| 17/25/291 | Chad Johnston | Missouri | 10/1/94 |
| 12/20/290 | Brad Lewis | East Carolina | 11/18/2000 |
| 27/34/286 | Brad Lewis | Kent State | 9/22/2001 |
| 21/40/285 | Skyler Howard | Iowa State | 11/29/2014 |
| 19/37/285 | Jeff Hostetler | Maryland | 9/18/82 |
| 17/31/281 | Bernie Galiffa | Syracuse | 11/20/71 |
| 16/30/280 | Kevin White | TCU | 12/31/84 |
| 31/52/279 | Brad Lewis | Maryland | 9/29/2001 |
| 17/28/279 | Jeff Hostetler | Rutgers | 11/12/83 |
| 30/56/278 | Geno Smith | Texas Tech | 10/13/2012 |
| 17/28/274 | Darren Studstill | Temple | 11/13/93 |
| 18/29/273 | Jeff Hostetler | Penn State | 10/22/83 |
| 14/25/271 | Rasheed Marshall | Syracuse | 11/22/2003 |
| 15/19/270 | Jake Kelchner | Maryland | 9/13/93 |
| 12/20/269 | Oliver Luck | Colorado State | 9/13/80 |
| 25/35/268 | Geno Smith | Texas | 9/6/2012 |
| 19/29/268 | Geno Smith | Maryland | 10/18/2010 |
| 25/41/267 | Clint Trickett | TCU | 11/2/2013 |
| 11/18/267 | Bernie Galiffa | Syracuse | 11/18/72 |
| 29/16/266 | Marc Bulger | Temple | 10/23/99 |
| 17/27/265 | Oliver Luck | Virginia Tech | 10/17/81 |
| 21/26/263 | Skyler Howard | Liberty | 9/12/2015 |
| 32/54/260 | Geno Smith | TCU | 11/3/2012 |
| 16/32/259 | Paul Millard | Texas | 11/9/2013 |
| 13/28/257 | Scott McBrien | Pitt | 11/24/2000 |
| 15/31/257 | Marc Bulger | Syracuse | 11/7/98 |
| 14/20/257 | Marc Bulger | Temple | 10/10/98 |
| 21/32/257 | Oliver Luck | East Carolina | 10/31/81 |
| 17/35/256 | Dan Kendra | Boston College | 10/16/76 |
| 27/43/254 | Clint Trickett | Texas Tech | 10/19/2013 |
| 19/30/254 | Richard Longfellow | Boston U. | 10/11/58 |
| 21/36/253 | Marc Bulger | Tulsa | 9/26/98 |
| 13/31/252 | Scott McBrien | Notre Dame | 10/21/2000 |
| 12/23/250 | Major Harris | Pitt | 9/30/89 |
| 19/37/250 | Jeff Hostetler | Penn State | 10/23/82 |

Mountaineer 100-Yard Receivers

| Name | Yards/Catches | Team/Year | Name | Yards/Catches | Team/Year |
|-----------------------|---------------|------------------------------|----------------------|---------------|------------------------------|
| Stedman Bailey | 303/13 | Baylor/2012 | Tavon Austin | 123/12 | Clemson/2012 |
| Stedman Bailey | 225/14 | Oklahoma State/2012 | Chris Henry | 123/5 | UCF/2003 |
| Kevin White | 215/13 | Maryland/2014 | Zach Abraham | 122/3 | Temple/1994 |
| Mario Alford | 215/8 | Iowa State/2013 | Tavon Austin | 122/11 | Maryland/2011 |
| Tavon Austin | 215/14 | Baylor/2012 | Jovon Durante | 121/3 | Georgia Southern/2015 |
| Chris Henry | 209/6 | Syracuse/2003 | Stedman Bailey | 121/8 | Syracuse/2012 |
| Pat Greene | 205/12 | Pitt/1997 | Tavon Austin | 121/6 | Rutgers/2010 |
| Stedman Bailey | 205/13 | Oklahoma/2012 | Ross Herron | 121/7 | Western Reserve/1950 |
| Rahsaan Vanterpool | 205/9 | Pitt/1994 | Chris Henry | 119/4 | Rutgers/2004 |
| David Saunders | 191/8 | Boston College/1996 | Stedman Bailey | 118/8 | Louisville/2011 |
| Calvin Phillips | 190/5 | Cal-Fullerton/1988 | Chris Henry | 118/8 | Boston College/2004 |
| Oscar Patrick | 190/10 | Penn State/1968 | Bob Dunlevy | 118/4 | Syracuse/1965 |
| Shawn Foreman | 189/11 | Missouri/1998 | Travis Garvin | 117/3 | Virginia Tech/2003 |
| Tavon Austin | 187/11 | LSU/2011 | Phil Braxton | 117/3 | Pitt/2000 |
| Zach Abraham | 180/6 | Pitt/1994 | Antonio Brown | 116/8 | Kent State/2001 |
| Tavon Austin | 179/13 | Maryland/2012 | Stedman Bailey | 115/8 | LSU/2011 |
| Antonio Brown | 179/6 | East Carolina/2000 | Jock Sanders | 115/12 | Auburn/2009 |
| Stedman Bailey | 178/7 | Connecticut/2011 | Shawn Foreman | 115/5 | Pitt/1998 |
| David Saunders | 178/11 | Rutgers/1996 | Rahsaan Vanterpool | 115/10 | Ball State/1994 |
| Chris Henry | 176/4 | Rutgers/2003 | Steve Lewis | 115/5 | California/1978 |
| Kevin White | 173/10 | Oklahoma/2014 | Danny Buggs | 115/5 | Pitt/1972 |
| Stedman Bailey | 173/13 | James Madison/2012 | Tom Yeater | 115/3 | Oregon State/1962 |
| Mike Baker | 172/8 | Rutgers/1993 | J.D. Woods | 114/13 | Baylor/2012 |
| Shawn Foreman | 164/6 | Rutgers/1996 | Calvin Phillips | 114/4 | Penn State/1988 |
| Stedman Bailey | 159/11 | Kansas/2012 | Tavon Austin | 113/11 | James Madison/2012 |
| Antonio Brown | 156/6 | Ole Miss/2000 | Stedman Bailey | 113/8 | Maryland/2011 |
| Shawn Foreman | 158/9 | Miami/1998 | Khori Ivy | 113/6 | Pitt/1998 |
| Khori Ivy | 155/7 | Temple/2000 | David Saunders | 113/7 | Syracuse/1996 |
| Shawn Foreman | 153/10 | Boston College/1997 | John Talley | 113/4 | Syracuse/1987 |
| Rahsaan Vanterpool | 152/9 | Boston College/1996 | Oscar Patrick | 113/7 | Virginia Tech/1968 |
| Willie Drewrey | 152/6 | TCU/1984 | Oscar Patrick | 113/5 | Penn State/1967 |
| Gary Mullen | 152/7 | Virginia/1984 | Stedman Bailey | 112/4 | Bowling Green/2011 |
| Danny Buggs | 151/6 | Illinois/1973 | Steve Lewis | 112/7 | Colorado State/1978 |
| Lovett Purnell | 149/8 | Purdue/1995 | Rahsaan Vanterpool | 111/3 | Louisiana Tech/1994 |
| David Saunders | 149/8 | Rutgers/1995 | Ed Hill | 111/4 | Temple/1993 |
| Rich Hollins | 148/6 | Virginia Tech/1981 | Danny Buggs | 111/4 | Boston College/1973 |
| Rich Hollins | 148/8 | Maryland/1981 | Oscar Patrick | 111/7 | Villanova/1968 |
| Reggie Rembert | 145/5 | Pitt/1989 | Tavon Austin | 111/4 | Kansas/2012 |
| Kevin White | 143/9 | Alabama/2014 | Darius Reynaud | 110/5 | East Carolina/2006 |
| Khori Ivy | 142/9 | Miami/1999 | David Saunders | 110/6 | Syracuse/1998 |
| Cedric Thomas | 142/7 | Temple/1980 | Shawn Foreman | 110/12 | Georgia Tech/1997 |
| Darrell Miller | 141/8 | Virginia/1981 | Rahsaan Vanterpool | 110/8 | Purdue/1996 |
| Danny Buggs | 140/6 | William & Mary/1972 | Scott MacDonald | 110/5 | N.C. State/1975 |
| Jerry Porter | 139/3 | Pitt/1999 | Jordan Thompson | 109/6 | Texas Tech/2014 |
| Bob Dunlevy | 139/5 | William & Mary/1965 | Devon Brown | 109/4 | Norfolk State/2011 |
| Milt Clegg | 139/8 | Syracuse/1964 | Jay Kearney | 109/5 | Penn State/1992 |
| Jim Braxton | 138/5 | East Carolina/1970 | Rich Hollins | 109/4 | Maryland/1983 |
| Terry Fairbanks | 138/4 | Boston U./1958 | Oscar Patrick | 109/5 | Richmond/1968 |
| Mario Alford | 136/7 | Oklahoma State/2014 | Oscar Patrick | 109/5 | Villanova/1967 |
| Rahsaan Vanterpool | 135/6 | Temple/1995 | Phil Braxton | 108/2 | Pitt/2002 |
| James Jett | 135/5 | Cincinnati/1990 | Phil Braxton | 108/4 | Virginia/2002 |
| Darius Reynaud | 134/9 | Marshall/2007 | Antonio Brown | 108/10 | Maryland/2001 |
| Lovett Purnell | 134/3 | Rutgers/1995 | Zach Abraham | 107/7 | South Carolina/1994 |
| Reggie Rembert | 134/5 | Ball State/1989 | Tavon Austin | 106/7 | Maryland/2010 |
| Kevin White | 132/16 | Texas/2014 | Miquelle Henderson | 106/5 | Wisconsin/2002 |
| Kevin White | 132/8 | Baylor/2014 | Jay Kearney | 106/4 | Rutgers/1993 |
| Kevin White | 132/6 | Kansas/2014 | Jay Kearney | 106/5 | Boston College/1993 |
| Chris Henry | 132/5 | Boston College/2003 | Harvey Smith | 106/4 | Syracuse/1985 |
| Marshall Mills | 132/7 | Virginia/1972 | Charles Becca | 106/3 | Temple/1948 |
| Mario Alford | 131/11 | Maryland/2014 | Miquelle Henderson | 105/8 | Cincinnati/2002 |
| Ivan McCartney | 131/6 | Connecticut/2011 | Anthony Becht | 105/5 | Boston College/1999 |
| Shelton Gibson | 130/3 | Georgia Southern/2015 | David Saunders | 105/8 | East Carolina/1996 |
| Kevin White | 130/7 | Baylor/2013 | Randy Swinson | 105/7 | Penn State/1977 |
| Stedman Bailey | 130/7 | Syracuse/2011 | Stedman Bailey | 104/9 | Marshall/2012 |
| Steve Slaton | 130/6 | Pitt/2006 | Stedman Bailey | 104/6 | Cincinnati/2011 |
| David Saunders | 130/9 | North Carolina/1996 | Jay Kearney | 104/3 | Maryland/1993 |
| David Saunders | 130/6 | Purdue/1995 | Reggie Rembert | 104/5 | Syracuse/1989 |
| Ed Hill | 130/9 | Miami/1992 | John Talley | 104/7 | Syracuse/1986 |
| Cedric Thomas | 130/7 | Villanova/1977 | Danny Buggs | 103/8 | Temple/1974 |
| Kevin White | 129/7 | Texas A&M/2014 | Tavon Austin | 102/10 | Texas/2012 |
| Greg Dykes | 128/5 | South Carolina/1989 | James Jett | 102/5 | Maryland/1990 |
| Tavon Austin | 126/9 | Cincinnati/2011 | Tavon Austin | 102/10 | Pitt/2011 |
| Shawn Foreman | 126/7 | East Carolina/1997 | Mario Alford | 101/7 | Oklahoma/2014 |
| Mike Baker | 126/8 | Maryland/1993 | Kevin White | 101/10 | Towson/2014 |
| Danny Buggs | 126/7 | Penn State/1972 | Ivan McCartney | 101/8 | Maryland/2011 |
| Bill Marker | 126/5 | Penn State/1953 | David Saunders | 101/5 | Temple/1998 |
| Jay Kearney | 125/3 | Missouri/1993 | James Jett | 101/3 | Louisiana Tech/1992 |
| Cedric Thomas | 125/3 | Colorado State/1980 | Tavon Austin | 101/11 | TCU/2012 |
| Nate Stephens | 125/5 | William & Mary/1971 | Rich Hollins | 101/3 | Oklahoma/1982 |
| Jerry Porter | 124/4 | Georgia Tech/1997 | Steve Lewis | 101/5 | Boston College/1976 |
| Kevin White | 123/13 | Texas Tech/2014 | Richard Rader | 101/3 | Pitt/1965 |
| | | | Darrell Miller | 100/5 | Florida State/1982 |
| | | | Brad Starks | 100/4 | UNLV/2010 |



West Virginia Depth Chart

Career Games Played/Starts

| | GP/GS | 2015 | 2014 | 2013 | 2012 |
|----------------------------------|-------|------|-------|-------|-------|
| Cody Clay, r-Sr., TE/FB/WR | 40/22 | 2/0 | 13/7 | 12/9 | 13/6 |
| John DePalma, Sr., LS | 39/0 | 1/0 | 13/0 | 12/0 | 13/0 |
| Karl Joseph, Sr., S | 40/40 | 2/2 | 13/13 | 12/12 | 13/13 |
| ^Shaq Petteway, r-Sr., S/LB | 40/3 | 2/2 | 13/1 | 0/0 | 13/0 |
| Kyle Rose, r-Sr., DL | 40/22 | 2/2 | 13/13 | 12/6 | 13/1 |
| Isaiah Bruce, r-Sr., LB | 39/20 | 2/0 | 13/1 | 11/7 | 13/12 |
| Jordan Thompson, Sr., WR | 38/14 | 2/1 | 13/9 | 10/2 | 13/2 |
| KJ Dillon, Sr., S | 37/18 | 2/2 | 13/12 | 9/4 | 13/0 |
| Nick Kwiatkowski, r-Sr., LB | 37/26 | 2/2 | 13/13 | 10/10 | 12/1 |
| KJ Myers, r-Sr., WR | 35/2 | 2/0 | 12/0 | 12/2 | 9/0 |
| *Jared Barber, r-Sr., LB | 33/14 | 1/1 | 0/0 | 10/7 | 10/4 |
| Eric Kinsey, Sr., DL | 34/4 | 2/0 | 9/0 | 10/3 | 13/1 |
| Rick Rumph, Sr., CB | 33/0 | 2/0 | 13/0 | 9/0 | 9/0 |
| Terrell Chestnut, r-Sr., CB | 30/17 | 2/2 | 12/12 | 10/0 | 6/3 |
| Christian Brown, r-Jr., DL | 29/3 | 2/2 | 12/1 | 4/0 | 11/0 |
| Jarrold Harper, r-Jr. S | 27/0 | 2/0 | 13/0 | 12/0 | -- |
| Nick O'Toole, Sr., P | 27/0 | 2/0 | 13/0 | 12/0 | -- |
| Daikiel Shorts, Jr., WR | 27/15 | 2/2 | 13/4 | 12/9 | -- |
| Wendell Smallwood, Jr., RB | 27/12 | 2/2 | 13/9 | 12/1 | -- |
| Josh Lambert, r-Jr., K | 26/0 | 2/0 | 13/0 | 11/0 | -- |
| Marquis Lucas, r-Sr., OL | 26/19 | 2/2 | 13/13 | 10/4 | 1/0 |
| Tyler Orlosky, r-Jr., OL | 26/18 | 2/2 | 13/13 | 11/3 | -- |
| Justin Arndt, r-Jr., LB | 24/0 | 2/0 | 13/0 | 9/0 | -- |
| Noble Nwachukwu, r-Jr., DL | 24/15 | 2/2 | 13/13 | 9/0 | -- |
| Daryl Worley, Jr., CB | 24/18 | 2/2 | 11/11 | 11/5 | -- |
| Adam Pankey, r-Jr., OL | 23/15 | 2/2 | 13/13 | 8/0 | -- |
| Jeremy Tyler, Jr., S | 23/1 | 2/0 | 13/0 | 8/1 | -- |
| Sean Walters, r-Jr., LB | 20/0 | 2/0 | 6/0 | 12/0 | -- |
| Nana Kyeremeh, r-Jr., CB | 19/1 | 2/0 | 4/0 | 0/0 | 13/1 |
| Vernon Davis, r-Jr., WR | 17/0 | 1/0 | 10/0 | 6/0 | -- |
| Devonte Mathis, r-Jr., WR | 18/0 | 2/0 | 8/0 | 8/0 | -- |
| Al-Rasheed Benton, r-So., LB | 15/1 | 2/1 | 13/0 | -- | -- |
| Dravon Askew-Henry, So., S | 15/15 | 2/2 | 13/13 | -- | -- |
| Edward Muldrow, Sr., LB | 14/8 | 1/0 | 13/8 | -- | -- |
| Dayron Wilson, r-Sr., S | 13/0 | 0/0 | 13/0 | -- | -- |
| Rushel Shell, r-Jr., RB | 14/9 | 2/1 | 12/8 | -- | -- |
| Elijah Wellman, r-So., RB/TE/FB | 14/0 | 2/0 | 12/0 | -- | -- |
| Shelton Gibson, r-So., WR | 14/2 | 2/2 | 12/0 | -- | -- |
| Darrien Howard, Sr., DL | 14/0 | 2/0 | 8/0 | 4/0 | -- |
| Marvin Gross, r-So., LB | 13/0 | 2/0 | 0/0 | 11/0 | -- |
| Xavier Preston, So., LB | 11/0 | 2/0 | 9/0 | -- | -- |
| Jon Lewis, r-So., DL | 9/0 | 1/0 | 8/0 | -- | -- |
| Grant Lingafelter, r-So., OL | 7/0 | 2/0 | 5/0 | -- | -- |
| Tony Matteo, r-Jr., OL | 7/1 | 2/0 | 5/1 | -- | -- |
| Stone Underwood, r-Sr., OL | 6/0 | 2/0 | 4/0 | -- | -- |
| Skyler Howard, Jr., QB | 6/4 | 2/2 | 4/2 | -- | -- |
| Darren Arndt, r-Sr., DL | 4/0 | 2/0 | 1/0 | 1/0 | -- |
| Marcell Lazard, r-So., OL | 4/0 | 2/0 | 2/0 | -- | -- |
| Hodari Christian, r-So., LB | 4/0 | 2/0 | 2/0 | -- | -- |
| Mike Molina, r-So., K | 4/0 | 2/0 | 2/0 | -- | -- |
| William Crest, Jr., r-Fr., QB | 3/0 | 2/0 | 1/0 | -- | -- |
| Kyle Bosch, r-So., OL | 2/2 | 2/2 | -- | -- | -- |
| Amanii Brown, r-Fr., OL | 2/0 | 2/0 | -- | -- | -- |
| Yodny Cajuste, r-Fr., OL | 2/2 | 2/2 | -- | -- | -- |
| Shane Commodore, r-Fr., S | 2/0 | 2/0 | -- | -- | -- |
| Jovon Durante, Fr., WR | 2/2 | 2/2 | -- | -- | -- |
| Gary Jennings, Fr., WR | 2/0 | 2/0 | -- | -- | -- |
| Nick Meadows, r-So., LS | 2/0 | 1/0 | 1/0 | -- | -- |
| Jaleel Fields, r-Fr., DL | 1/0 | 1/0 | -- | -- | -- |
| Larry Jefferson, Jr., DL | 2/0 | 2/0 | -- | -- | -- |
| CJ Maduewesi, r-Fr., DL | 1/0 | 1/0 | -- | -- | -- |
| Khairi Shariff, r-Jr., CB | 2/0 | 2/0 | -- | -- | -- |
| Donte Thomas-Williams, r-Fr., RB | 2/0 | 2/0 | -- | -- | -- |
| Sylvester Townes, r-Jr., OL | 2/0 | 2/0 | -- | -- | -- |
| Jacky Marcellus, r-So., RB | 1/0 | 1/0 | -- | -- | -- |
| Ka'Raun White, r-So., WR | 1/0 | 1/0 | -- | -- | -- |

*Includes 2011 for Jared Barber (12/2)

^Includes 2011 for Shaq Petteway (13/0)

Offense

| Position | No. | Name | Ht. | Wt. | Cl. | GP | GS | Hometown |
|---------------|-----|-----------------------|------|-----|-------|----|----|---------------------|
| WR (X) | 1 | Shelton Gibson | 5-11 | 192 | r-So. | 14 | 2 | Cleveland, Ohio |
| | 81 | Vernon Davis Jr. | 5-10 | 170 | r-Jr. | 17 | 0 | Miami, Fla. |
| | 2 | Ka'Raun White | 6-1 | 198 | r-So. | 1 | 0 | Macungie, Pa. |
| LT | 55 | Yodny Cajuste | 6-5 | 295 | r-Fr. | 2 | 2 | Miami, Fla. |
| | 56 | Grant Lingafelter | 6-5 | 314 | r-So. | 7 | 0 | Chagrin Falls, Ohio |
| LG | 57 | Adam Pankey | 6-5 | 312 | r-Jr. | 23 | 15 | Hamilton, Ohio |
| | 58 | Amanii Brown | 6-5 | 292 | r-Fr. | 2 | 0 | Morgantown, W.Va. |
| C | 65 | Tyler Orlosky | 6-4 | 296 | r-Jr. | 26 | 18 | Cleveland, Ohio |
| | 59 | Stone Underwood | 6-4 | 298 | r-Sr. | 6 | 0 | Brookhaven, Miss. |
| RG | *62 | Kyle Bosch | 6-5 | 310 | r-So. | 8 | 5 | St. Charles, Ill. |
| | 70 | Tony Matteo | 6-4 | 294 | r-Jr. | 7 | 1 | Clinton, Ohio |
| RT | 78 | Marquis Lucas | 6-4 | 315 | r-Sr. | 26 | 19 | Miami, Fla. |
| | 77 | Marcell Lazard | 6-5 | 306 | r-So. | 4 | 0 | Bloomfield, N.J. |
| IR (Y) | 6 | Daikiel Shorts Jr. | 6-1 | 201 | Jr. | 27 | 15 | Clayton, N.J. |
| | 10 | Jordan Thompson | 5-7 | 175 | Sr. | 38 | 14 | Katy, Texas |
| | 19 | KJ Myers | 6-2 | 197 | r-Sr. | 35 | 2 | Jacksonville, Fla. |
| WR (Z) | 5 | Jovon Durante | 6-0 | 165 | Fr. | 2 | 2 | Hollywood, Fla. |
| | 82 | Devonte Mathis | 6-1 | 209 | r-Jr. | 18 | 0 | Miami, Fla. |
| | 12 | Gary Jennings | 6-1 | 206 | Fr. | 2 | 0 | Stafford, Va. |
| QB | 3 | Skyler Howard | 6-0 | 206 | Jr. | 6 | 4 | Fort Worth, Texas |
| | 16 | William Crest Jr. | 6-2 | 212 | r-Fr. | 3 | 0 | Baltimore, Md. |
| | 11 | Chris Chugunov | 6-1 | 201 | Fr. | 0 | 0 | Skillman, N.J. |
| TE/H | 88 | Cody Clay | 6-4 | 262 | r-Sr. | 40 | 22 | Alum Creek, W.Va. |
| | 89 | Darren Arndt | 6-3 | 244 | r-Sr. | 4 | 0 | Martinsburg, W.Va. |
| RB | 7 | Rushel Shell | 5-10 | 224 | r-Jr. | 14 | 9 | Hopewell, Pa. |
| | 28 | Elijah Wellman | 6-2 | 234 | So. | 14 | 0 | Huntington, W.Va. |
| | 8 | Donte Thomas-Williams | 6-1 | 218 | r-Fr. | 2 | 0 | Durham, N.C. |
| HB | 4 | Wendell Smallwood | 5-11 | 202 | Jr. | 27 | 12 | Wilmington, Del. |
| | 23 | Jacky Marcellus | 5-8 | 182 | r-So. | 1 | 0 | Immokalee, Fla. |

Defense

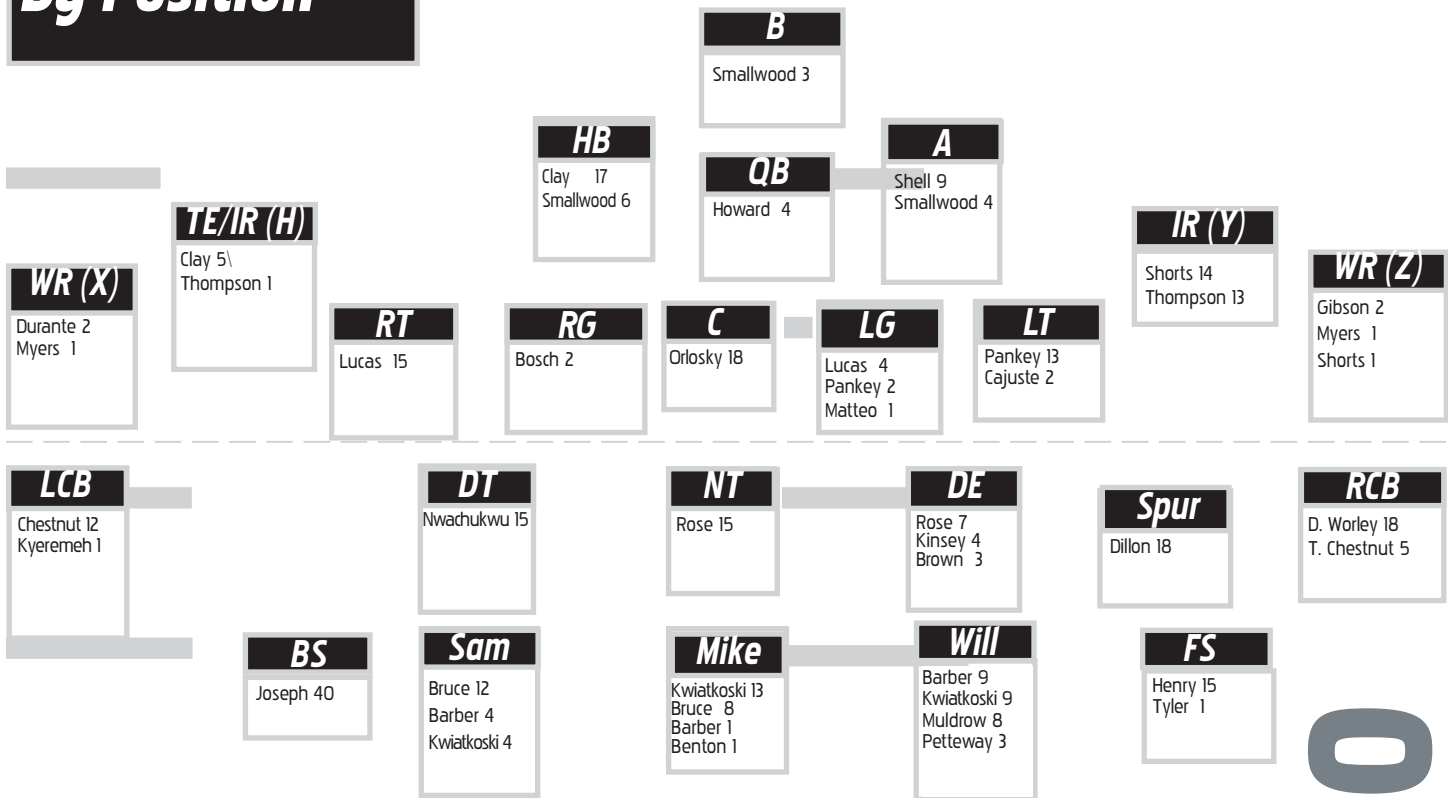
| Position | No. | Name | Ht. | Wt. | Cl. | GP | GS | Hometown |
|-------------|-----|--------------------|------|-----|-------|----|----|---------------------|
| DE | 95 | Christian Brown | 6-2 | 290 | r-Jr. | 29 | 3 | Fort Myers, Fla. |
| | 45 | Eric Kinsey | 6-3 | 280 | Sr. | 34 | 4 | Miami, Fla. |
| NT | 93 | Kyle Rose | 6-4 | 295 | r-Sr. | 40 | 22 | Centerville, Ohio |
| | 49 | Darrien Howard | 6-1 | 300 | Jr. | 14 | 0 | Dayton, Ohio |
| DE | 97 | Noble Nwachukwu | 6-2 | 271 | r-Jr. | 24 | 15 | Wylie, Texas |
| | 92 | Jon Lewis | 6-3 | 270 | r-So. | 9 | 0 | Morgantown, W.Va. |
| SAM | 35 | Nick Kwiatkoski | 6-2 | 238 | r-Sr. | 37 | 26 | Bethel Park, Pa. |
| | 5 | Xavier Preston | 6-2 | 236 | So. | 11 | 0 | Stuart, Fla. |
| | 31 | Isaiah Bruce | 6-1 | 238 | r-Sr. | 39 | 20 | Jacksonville, Fla. |
| MIKE | 42 | Jared Barber | 6-0 | 232 | r-Sr. | 33 | 14 | Mocksville, N.C. |
| | 17 | Al-Rasheed Benton | 6-1 | 235 | r-So. | 15 | 1 | Newark, N.J. |
| | 30 | Justin Arndt | 5-11 | 210 | r-Jr. | 24 | 0 | Martinsburg, W.Va. |
| WILL | 36 | Shaq Petteway | 6-0 | 232 | r-Sr. | 40 | 3 | Steuersville, Ohio |
| | 27 | Sean Walters | 6-2 | 226 | r-Jr. | 20 | 0 | Hollywood, Fla. |
| CB | 7 | Daryl Worley | 6-1 | 202 | Jr. | 24 | 18 | Philadelphia, Pa. |
| | 3 | Rick Rumph III | 5-11 | 185 | Sr. | 33 | 0 | Daytona Beach, Fla. |
| FS | 6 | Dravon Askew-Henry | 5-11 | 202 | So. | 15 | 15 | Aliquippa, Pa. |
| | 38 | Shane Commodore | 6-0 | 208 | r-So. | 2 | 0 | Morgantown, W.Va. |
| SPUR | 9 | KJ Dillon | 6-1 | 209 | Sr. | 37 | 18 | Apopka, Fla. |
| | 24 | Jeremy Tyler | 5-11 | 206 | Jr. | 23 | 1 | Lithonia, Ga. |
| BS | 8 | Karl Joseph | 5-11 | 200 | Sr. | 40 | 40 | Orlando, Fla. |
| | 22 | Jarrold Harper | 6-1 | 211 | r-Jr. | 27 | 0 | Frostburg, Md. |
| CB | 16 | Terrell Chestnut | 5-11 | 193 | r-Sr. | 30 | 17 | Pottstown, Pa. |
| | 14 | Nana Kyeremeh | 5-11 | 192 | r-Jr. | 19 | 1 | Worthington, Ohio |

Special Teams

| Position | No. | Name | Ht. | Wt. | Cl. | GP | GS | Hometown |
|-----------|-----|----------------|------|-----|-------|----|----|-------------------|
| K | 86 | Josh Lambert | 5-11 | 212 | r-Jr. | 26 | 0 | Garland, Texas |
| | 48 | Mike Molina | 5-8 | 176 | r-So. | 4 | 0 | Hurricane, W.Va. |
| P | 91 | Nick O'Toole | 6-3 | 216 | Sr. | 27 | 0 | Corona, Calif. |
| | 15 | Billy Kinney | 6-4 | 206 | r-Fr. | 0 | 0 | Morgantown, W.Va. |
| LS | 87 | John DePalma | 6-6 | 252 | Sr. | 39 | 0 | Cumming, Ga. |
| | 46 | Nick Meadows | 5-11 | 232 | r-So. | 2 | 0 | Princeton, W.Va. |
| H | 91 | Nick O'Toole | 6-3 | 216 | Sr. | 27 | 0 | Corona, Calif. |
| | 15 | Billy Kinney | 6-4 | 206 | r-Fr. | 0 | 0 | Morgantown, W.Va. |
| KO | 91 | Nick O'Toole | 6-3 | 216 | Sr. | 27 | 0 | Corona, Calif. |
| | 48 | Mike Molina | 5-8 | 176 | r-So. | 4 | 0 | Hurricane, W.Va. |
| PR | 9 | KJ Dillon | 6-1 | 209 | Sr. | 37 | 0 | Apopka, Fla. |
| | 12 | Gary Jennings | 6-1 | 206 | Fr. | 2 | 0 | Stafford, Va. |
| KR | 1 | Shelton Gibson | 5-11 | 192 | r-So. | 14 | 0 | Cleveland, Ohio |
| | 9 | KJ Dillon | 6-1 | 209 | Sr. | 37 | 0 | Apopka, Fla. |

* - Bosch's Games Played/Started are his Michigan numbers

Career Starts By Position



2015 Offense Game-By-Game Starters

| Game | WR (X) | TE/IR (H) | IR (Y) | WR (Z) | LT | LG | C | RG | RT | HB | RB | QB |
|------------------|---------|-----------|--------|--------|---------|--------|---------|-------|-------|-----------|-------|--------|
| Georgia Southern | Durante | ... | Shorts | Gibson | Cajuste | Pankey | Orlosky | Bosch | Lucas | Smallwood | Shell | Howard |
| Liberty | Durante | Thompson | Shorts | Gibson | Cajuste | Pankey | Orlosky | Bosch | Lucas | Smallwood | ... | Howard |
| Maryland | | | | | | | | | | | | |
| Oklahoma | | | | | | | | | | | | |
| Oklahoma State | | | | | | | | | | | | |
| Baylor | | | | | | | | | | | | |
| TCU | | | | | | | | | | | | |
| Texas Tech | | | | | | | | | | | | |
| Texas | | | | | | | | | | | | |
| Kansas | | | | | | | | | | | | |
| Iowa State | | | | | | | | | | | | |
| Kansas State | | | | | | | | | | | | |

2015 Defense Game-By-Game Starters

| Game | DE | NT | DE | Sam | Mike | Will | Spur | CB | FS | BS | CB |
|------------------|-------|------|-----------|------------|--------|----------|--------|--------|-------------|--------|----------|
| Georgia Southern | Brown | Rose | Nwachukwu | Kwiatkoski | Barber | Petteway | Dillon | Worley | Askew-Henry | Joseph | Chestnut |
| Liberty | Brown | Rose | Nwachukwu | Kwiatkoski | Benton | Petteway | Dillon | Worley | Askew-Henry | Joseph | Chestnut |
| Maryland | | | | | | | | | | | |
| Oklahoma | | | | | | | | | | | |
| Oklahoma State | | | | | | | | | | | |
| Baylor | | | | | | | | | | | |
| TCU | | | | | | | | | | | |
| Texas Tech | | | | | | | | | | | |
| Texas | | | | | | | | | | | |
| Kansas | | | | | | | | | | | |
| Iowa State | | | | | | | | | | | |
| Kansas State | | | | | | | | | | | |



Record Under Holgorsen

| | |
|---|-------|
| overall..... | 30-23 |
| playing at home..... | 17-11 |
| playing on the road..... | 11-8 |
| playing at a neutral site..... | 2-4 |
| vs. ranked opponents..... | 6-10 |
| in bowl games..... | 1-2 |
| in overtime..... | 1-3 |
| more than 7 days to prepare..... | 10-8 |
| in August..... | 1-1 |
| in September..... | 13-4 |
| in October..... | 8-6 |
| in November..... | 5-10 |
| in December..... | 2-2 |
| in January..... | 1-0 |
| outrushing opponent..... | 19-4 |
| when rushing for 200 yards..... | 11-3 |
| when rushing for 300 yards..... | 2-1 |
| outrushed by opponent..... | 11-19 |
| outpassing opponent..... | 23-13 |
| when passing for 300 yards..... | 19-10 |
| when passing for 400 yards..... | 7-3 |
| when passing for 500 yards..... | 2-0 |
| when passing for 600 yards..... | 1-0 |
| outpassed by opponent..... | 7-10 |
| when allowing 200 yards passing..... | 18-17 |
| when allowing 250 yards passing..... | 12-13 |
| when allowing 300+ yards passing..... | 6-7 |
| more total offense than opponent..... | 25-8 |
| when having 400+ total offense..... | 24-12 |
| when having 500+ total offense..... | 15-5 |
| when having 600+ total offense..... | 6-1 |
| when having 700+ total offense..... | 1-1 |
| when having 800+ total offense..... | 1-0 |
| same total offense as opponent..... | 1-0 |
| less total offense than opponent..... | 4-15 |
| when allowing 400+ total offense..... | 12-17 |
| when allowing 500+ total offense..... | 2-9 |
| committing fewer turnovers..... | 12-6 |
| committing more turnovers..... | 9-14 |
| turnovers are even..... | 9-3 |
| 0-30:00 of time of possession..... | 17-18 |
| 30:01-plus of time of possession..... | 13-7 |
| scoring first..... | 20-7 |
| opponent scores first..... | 10-16 |
| leading after the 1st quarter..... | 16-7 |
| trailing after the 1st quarter..... | 9-15 |
| tied after the 1st quarter..... | 5-1 |
| leading at halftime..... | 22-5 |
| trailing at halftime..... | 7-15 |
| tied at halftime..... | 1-3 |
| leading after the 3rd quarter..... | 22-4 |
| trailing after the 3rd quarter..... | 6-19 |
| tied after the 3rd quarter..... | 2-0 |
| scoring 0-10 points..... | 30-23 |
| scoring 11-20 points..... | 30-21 |
| scoring 21-30 points..... | 29-16 |
| scoring 31-40 points..... | 27-9 |
| scoring 41-plus points..... | 15-3 |
| opponent scores 0-10 points..... | 30-23 |
| opponent scores 11-20 points..... | 24-23 |
| opponent scores 21-30 points..... | 16-22 |
| opponent scores 31-40 points..... | 8-22 |
| opponent scores 41-plus points..... | 2-11 |
| individual 100-yard rusher..... | 13-3 |
| opponent 100-yard rusher..... | 8-11 |
| opponent less than 100-yards rushing..... | 9-1 |
| individual 1 100-yard receiver..... | 20-13 |
| individual 2 100-yard receivers..... | 9-2 |
| individual 3 100-yard receivers..... | 2-0 |
| opponent 100-yard receiver..... | 10-12 |
| individual 300-yard passer..... | 17-11 |
| individual 400-yard passer..... | 5-2 |

West Virginia Head Coach Dana Holgorsen - Fifth Year



Coaching Highlights

West Virginia

- ▶ Has six wins over Top 25 opponents in his four-year tenure at WVU
- ▶ Had 12 players earn All-American honors
- ▶ Four players drafted in the 2015 NFL Draft - Kevin White, taken with the seventh pick of the first round by the Chicago Bears; Mark Glowsinski (4th round, Seattle), Shaq Riddick (5th, Arizona) and Mario Alford (7th, Cincinnati)
- ▶ Had 12 players drafted in four years at WVU, including seven taken in the top three rounds
- ▶ Three first NFL round draft picks in the past four years, one of only 11 schools to accomplish that feat
- ▶ Big 12 Conference's only school to have at least one first round draft pick each year in three of four years
- ▶ Four wide receivers drafted since 2012, most of any school in the country during that time
- ▶ Since becoming offensive coordinator at Texas Tech in 2005, his offenses have averaged an astounding 38.0 points per game over that 10-year period
- ▶ His passing offenses and total offensive output have ranked in the Top 10 nationally all but one year during the 10-year span
- ▶ His former pupils have earned 10 national awards and also have 10 earn finalist honors
- ▶ Had eight quarterbacks pass for 4,000 or more yards and throw for 30 or more touchdowns in a season
- ▶ Had 14 receivers finish with 1,000 or more yards in a season, including 10 of them finish with 90 or more receptions and 12 finish with 90 or more receptions and 12 finish with double figure touchdown receptions in a season

2015

- ▶ Fifth year as the head coach at West Virginia University, and is leading the Mountaineers into their fourth year of membership in the Big 12 Conference
- ▶ Holgorsen's 30 wins ties him with Clarence Spears for sixth place on the all-time WVU coaching win list; needs 13 more to move past Bobby Bowden into fifth place

2014

- ▶ Finished with a 7-6 overall record and a 5-4 record in Big 12 play, tying for fourth place, WVU's highest league finish in the Big 12
- ▶ Led the Mountaineers to a Liberty Bowl berth, his third bowl appearance in four seasons at WVU
- ▶ Four Mountaineers earned 28 All-America honors.
- ▶ WVU had four players named to the coaches' All-Big 12 teams and five players selected to the Associated Press team
- ▶ Kevin White was a finalist for the Fred Biletnikoff Award and a semifinalist for the Maxwell Award.
- ▶ White was No. 6 nationally in receptions per game, receiving yards, No. 8 in receiving yards per game and No. 19 in receiving touchdowns.
- ▶ White was the third Mountaineer to finish with more than 100 receptions in a season and the eighth to have 1,000 or more receiving yards.
- ▶ White's 109 receptions were third most in the nation and his 1,447 yards were sixth most
- ▶ Three receivers have had seven straight 100-yard receiving performances since 2000, Michael Crabtree, Justin Blackmon and Kevin White, all three coached by Holgorsen.
- ▶ Kickoff returner Mario Alford was No. 8 nationally in kickoff return yards per game.
- ▶ Josh Lambert was a finalist for the Lou Groza Award, college football's top kicker
- ▶ Lambert finished No. 1 nationally in field goals per game and No. 8 in scoring
- ▶ Lambert set the NCAA record for most field goals made of 40 yards or more in a season (16) and tied the mark for games with the most multiple field goals (10).
- ▶ Lambert's 30 field goals made in the season tied the school record for most made in a season and was the most made in the nation.
- ▶ Clint Trickett was a semifinalist for the Davey O'Brien Award
- ▶ Trickett was No. 6 in the nation in completions per game, No. 10 in passing yards per game, No. 11 in completion percentage, No. 21 in total offense, No. 22 in passing yards, No. 33 in passing efficiency and No. 54 in passing touchdowns.
- ▶ Trickett was the third Mountaineer to finish with more than 3,000 yards passing in a season.
- ▶ Shaq Riddick was named the Big 12 Conference Defensive Newcomer of the Year
- ▶ Defeated No. 4 Baylor for his sixth win over a Top 25 and first over a Top 10 team

West Virginia Head Coach Dana Holgorsen - Fifth Year

| Year | School | Position | Record |
|---|---------------------|--|--------|
| 2015 | West Virginia | Head Coach | 2-0 |
| 2014 | West Virginia | Head Coach | 7-6 |
| | | <i>Liberty Bowl</i> | |
| 2013 | West Virginia | Head Coach | 4-8 |
| 2012 | West Virginia | Head Coach | 7-6 |
| | | <i>Pinstripe Bowl</i> | |
| 2011 | West Virginia | Head Coach | 10-3 |
| | | <i>Big East Champions</i> | |
| | | <i>Orange Bowl Champions</i> | |
| 2010 | Oklahoma State | Offensive Coordinator/Quarterbacks | 11-2 |
| | | <i>Alamo Bowl Champions</i> | |
| 2009 | Houston | Offensive Coordinator/Quarterbacks | 10-4 |
| | | <i>Armed Forces Bowl</i> | |
| 2008 | Houston | Offensive Coordinator/Quarterbacks | 8-5 |
| | | <i>Armed Forces Bowl Champions</i> | |
| 2007 | Texas Tech | Co-Offensive Coordinator/Inside Receivers | 9-4 |
| | | <i>Gator Bowl Champions</i> | |
| 2006 | Texas Tech | Co-Offensive Coordinator/Inside Receivers | 8-5 |
| | | <i>Insight.com Bowl Champions</i> | |
| 2005 | Texas Tech | Co-Offensive Coordinator/Inside Receivers | 9-3 |
| | | <i>Cotton Bowl</i> | |
| 2004 | Texas Tech | Inside Receivers | 8-4 |
| | | <i>Holiday Bowl Champions</i> | |
| 2003 | Texas Tech | Inside Receivers | 8-5 |
| | | <i>Houston Bowl Champions</i> | |
| 2002 | Texas Tech | Inside Receivers | 9-5 |
| | | <i>Tangerine Bowl Champions</i> | |
| 2001 | Texas Tech | Inside Receivers | 7-5 |
| | | <i>Alamo Bowl</i> | |
| 2000 | Texas Tech | Inside Receivers | 7-6 |
| | | <i>Galleryfurniture.com Bowl</i> | |
| 1999 | Wingate | Quarterbacks/Wide Receivers | 3-8 |
| 1998 | Mississippi College | Quarterbacks/Wide Receivers /Special Teams | 4-6 |
| 1997 | Mississippi College | Quarterbacks/Wide Receivers /Special Teams | 8-2 |
| | | <i>American Southwest Conference Champions</i> | |
| 1996 | Mississippi College | Quarterbacks/Wide Receivers /Special Teams | 4-8 |
| 1995 | Valdosta State | Quarterbacks/Wide Receivers /Special Teams | 6-5 |
| 1994 | Valdosta State | Quarterbacks/Wide Receivers /Special Teams | 11-2 |
| | | <i>NCAA II National Quarterfinalist</i> | |
| 1993 | Valdosta State | Quarterbacks/Wide Receivers /Special Teams | 8-3 |
| Holgorsen Totals - at West Virginia - 30-23 Overall - 30-23 (Fifth Season) | | | |

2013

- ▶ Defeated No. 11 Oklahoma State for his fifth win over a Top 25 team at WVU
- ▶ Had six players earn All-Big 12 Conference honors, including Charles Sims who was a first-team selection
- ▶ Sims also was named the Big 12 Conference Newcomer of the Year
- ▶ Sims and Will Clarke were drafted in the third round of the NFL Draft, giving him six players drafted in the Top three rounds

2012

- ▶ Served as West Virginia's Campaign Chair for United Way, raising more than \$330,000, exceeding the goal
- ▶ Led football program into its first year of competition in the Big 12 Conference
- ▶ Guided West Virginia to a 7-6 overall record in 2012 and an appearance in the New Era Pinstripe Bowl
- ▶ Earned national rankings in 10-of-16 weeks during the 2012 season in both the AP and USA Today Coaches' Polls, reaching as high as No. 4 in USA Today Coaches' Poll and No. 5 in the AP Poll
- ▶ Five Mountaineer players earned 25 All-America honors
- ▶ Three Mountaineer players were drafted in the Top 3 rounds of the NFL Draft, including the No. 8 selection Tavon Austin
- ▶ Holgorsen has had a first-round NFL draft choice for two straight years, the only WVU coach to accomplish that
- ▶ Tavon Austin and Stedman Bailey were one of four sets of 1,000-yard receivers nationally
- ▶ WVU was one of only two schools nationally to have a 4,000-yard passer and a pair of 1,000-yard receivers
- ▶ WVU was ranked No. 9 nationally in scoring offense and No. 10 in passing offense and total offense.
- ▶ Geno Smith led the nation in passing touchdowns (42)
- ▶ Smith was one of only two quarterbacks to throw for more than 4,000 yards for two straight years
- ▶ Smith was one of five quarterbacks nationally to throw for 30 or more touchdowns in two straight years
- ▶ Bailey led the nation in receiving touchdowns (25) and finished with the second highest amount ever in a single season
- ▶ Austin was the only player nationally to finish with 100 or more receptions for two straight years
- ▶ Austin was the only player nationally to finish with more than 2,000 all-purpose yards for two straight years
- ▶ Austin was the only player in NCAA history to finish his career with more than 3,000 receiving yards and more than 1,000 yards rushing
- ▶ Austin was the recipient of the Paul Hornung Award, the nation's most versatile player

Holgorsen's Offensive Output

▶ Since 2005, Dana Holgorsen has been the mastermind behind some of the nation's most prolific offenses. Starting as the offensive coordinator at Texas Tech, then Houston and Oklahoma State, and now as the head coach at West Virginia, his offensive units are known for their ability to move the ball, pile up yardage and score a plethora of points.

4,000-Yard Passers

| | | |
|-------------------------------|------|-------|
| Graham Harrell/Texas Tech | 2007 | 5,706 |
| Case Keenum/Houston | 2009 | 5,671 |
| Case Keenum/Houston | 2008 | 5,020 |
| Graham Harrell/Texas Tech | 2006 | 4,555 |
| Geno Smith/West Virginia | 2011 | 4,385 |
| Brandon Weeden/Oklahoma State | 2010 | 4,277 |
| Cody Hodges/Texas Tech | 2005 | 4,238 |
| Geno Smith/West Virginia | 2012 | 4,205 |

30+ Passing Touchdowns

| | | |
|-------------------------------|------|----|
| Graham Harrell/Texas Tech | 2007 | 48 |
| Case Keenum/Houston | 2009 | 44 |
| Case Keenum/Houston | 2008 | 44 |
| Geno Smith/West Virginia | 2012 | 42 |
| Graham Harrell/Texas Tech | 2006 | 38 |
| Brandon Weeden/Oklahoma State | 2010 | 34 |
| Geno Smith/West Virginia | 2011 | 31 |
| Cody Hodges/Texas Tech | 2005 | 31 |

1,000-Yard Rushers

| | | |
|-------------------------------|------|-------|
| Kendall Hunter/Oklahoma State | 2010 | 1,548 |
| Bryce Beall/Houston | 2008 | 1,247 |
| Charles Sims/West Virginia | 2013 | 1,095 |

1,000-Yard Receivers

| | | |
|--------------------------------|------|-------|
| Michael Crabtree/Texas Tech | 2007 | 1,962 |
| Justin Blackmon/Oklahoma State | 2010 | 1,782 |
| Stedman Bailey/West Virginia | 2012 | 1,622 |
| Kevin White, West Virginia | 2014 | 1,447 |
| Joe Filani/Texas Tech | 2006 | 1,300 |
| Tavon Austin/West Virginia | 2012 | 1,289 |
| Stedman Bailey/West Virginia | 2011 | 1,279 |
| Danny Amendola/Texas Tech | 2007 | 1,245 |
| James Cleveland/Houston | 2009 | 1,214 |
| Tavon Austin/West Virginia | 2011 | 1,186 |
| Joe Filani/Texas Tech | 2005 | 1,048 |
| Tyrone Carrier/Houston | 2009 | 1,029 |
| Tyrone Carrier/Houston | 2008 | 1,026 |
| Patrick Edwards/Houston | 2009 | 1,021 |

90+ Receptions

| | | |
|--------------------------------|------|-----|
| Michael Crabtree/Texas Tech | 2007 | 134 |
| Tavon Austin, West Virginia | 2012 | 114 |
| Stedman Bailey/West Virginia | 2012 | 114 |
| Justin Blackmon/Oklahoma State | 2010 | 111 |
| Kevin White/West Virginia | 2014 | 109 |
| Danny Amendola/Texas Tech | 2007 | 109 |
| James Cleveland/Houston | 2009 | 104 |
| Tavon Austin/West Virginia | 2011 | 101 |
| Tyrone Carrier/Houston | 2009 | 91 |
| Joe Filani/Texas Tech | 2006 | 91 |

Double-Digit Receiving Touchdowns

| | | |
|--------------------------------|------|----|
| Stedman Bailey/West Virginia | 2012 | 25 |
| Michael Crabtree/Texas Tech | 2007 | 22 |
| Justin Blackmon/Oklahoma State | 2010 | 20 |
| James Cleveland/Houston | 2009 | 14 |
| Joe Filani/Texas Tech | 2006 | 13 |
| Tavon Austin/West Virginia | 2012 | 12 |
| Stedman Bailey/West Virginia | 2011 | 12 |
| Mario Alford/West Virginia | 2014 | 11 |
| Mark Hafner/Houston | 2009 | 11 |
| Robert Johnson/Texas Tech | 2006 | 11 |
| Kevin White/West Virginia | 2014 | 10 |
| Jarrett Hicks/Texas Tech | 2005 | 10 |

Double-Digit Rushing Touchdowns

| | | |
|-------------------------------|------|----|
| Taureen Henderson/Texas Tech | 2005 | 17 |
| Kendall Hunter/Oklahoma State | 2010 | 16 |
| Bryce Beall/Houston | 2008 | 13 |
| Shawne Alston/West Virginia | 2011 | 12 |
| Charles Sims/West Virginia | 2013 | 11 |
| Shannon Woods/Texas Tech | 2006 | 10 |

1,800-Yard All-Purpose Yards

| | | |
|--------------------------------|------|-------|
| Tavon Austin/West Virginia | 2012 | 2,910 |
| Tavon Austin/West Virginia | 2011 | 2,574 |
| Tyrone Carrier/Houston | 2009 | 2,213 |
| Michael Crabtree/Texas Tech | 2007 | 1,978 |
| Justin Blackmon/Oklahoma State | 2010 | 1,866 |
| Tyrone Carrier/Houston | 2008 | 1,844 |
| Shannon Woods/Texas Tech | 2006 | 1,808 |



West Virginia Head Coach Dana Holgorsen - Fifth Year

- ▶ WVU was ranked in the Top 25 for three weeks, including as high as No. 20

2011

- ▶ Named FWAA First-Year Head Coach of the Year
- ▶ Posted a 10-3 mark in his first season as head coach, only WVU coach to win 10 games in his first year
- ▶ Led West Virginia to Big East Championship and BCS win, first WVU coach to accomplish that feat
- ▶ Earned national rankings in 13-of-16 weeks of 2011 season in both the AP and USA Today Coaches Polls, reaching as high as No. 11 in the AP Poll and tied for No. 14 in the USA Today Coaches Poll
- ▶ Tied for fourth in wins among first-year head coaches nationally
- ▶ One of seven coaches to take his program to a BCS Bowl in his first year as a head coach, and only one of three (Larry Coker, 2001; Chris Peterson, 2007) to win the bowl game.
- ▶ Fourth WVU coach to make a bowl appearance and win in his first season (Bill Stewart, Dudley DeGroot, Marshall Glenn)
- ▶ Three Mountaineer players earned seven All-America honors
- ▶ Three Mountaineer players drafted in the NFL Draft, including the No. 15 pick, Bruce Irvin
- ▶ WVU led the BIG EAST with 10 all-conference honorees and the Special Teams Player of the Year, Austin
- ▶ WVU finished No. 6 nationally in passing offense, No. 13 in scoring offense and No. 15 in total offense.
- ▶ The Mountaineer offense ranked No. 67 in total offense in 2010, the year before Holgorsen arrived, and he took it to No. 15 in 2011.
- ▶ In 2011, Austin and Bailey were the fourth pair of 1,000-yard receivers nationally (Houston, USC, SMU).
- ▶ WVU was one of two schools nationally to have a 4,000-yard passer and two 1,000-yard receivers (Houston).
- ▶ Quarterback Geno Smith finished No. 5 nationally in passing yards per game, No. 8 in completions per game and total offense and No. 17 in passing efficiency.
- ▶ Austin finished No. 1 nationally in all-purpose yardage (198.0), No. 6 in punt returns, No. 8 in receptions per game, No. 20 in kickoff returns and No. 23 in receiving yards per game.
- ▶ Bailey finished No. 13 nationally in receiving yards per game.

Oklahoma State

- ▶ In 2010, was named a finalist for the Frank Broyles Award, signifying the top assistant coach in college football and named the rivals.com national offensive coordinator of the year
- ▶ In 2010, the Cowboys led the nation in total offense during the regular season and finished No. 2 in passing offense and No. 3 in total and scoring offense.
- ▶ OSU averaged 520.23 yards per game in total offense, including 345.9 passing yards and 44.23 points per game.
- ▶ The Cowboy offense ranked No. 61 nationally in total offense in 2009, the year before Holgorsen arrived, and he took it to the No. 1 spot in 2010.
- ▶ Quarterback Brandon Weeden became the first OSU passer to earn first team all-Big 12 honors. He was a finalist for the Manning Award, given to the top quarterback in the nation.
- ▶ Receiver Justin Blackmon was named the recipient of the 2010 Biletnikoff Award, given to the top receiver in the nation, and running back Kendall Hunter was a finalist for the Doak Walker Award, given to the nation's top running back.
- ▶ Weeden, Hunter and Blackmon became only the second trio in NCAA history to pass for at least 3,000 yards, run for more than 1,500 yards and finish with more than 1,500 yards receiving in the same season.

Houston

- ▶ In 2009, UH led the nation in total offense with 563 yards per game, scoring offense with 42.2 points per game, and passing offense with 433.7 yards per game.
- ▶ In 2008, his first year at Houston, the Cougars ranked second in the nation in passing offense (401.6) and total offense (562.77). UH scored 40.62 points per game to rank 10th nationally.
- ▶ Houston quarterback Case Keenum led the nation in total offense in 2008 and 2009, with 403.15 yards of total offense per game as a sophomore and 416.36 yards of offense as a junior.
- ▶ Keenum ranked among the nation's top-10 passing efficiency leaders each of his two seasons under Holgorsen's watch.

Texas Tech

- ▶ During his tenure as offensive coordinator, the Red Raiders increased their offensive numbers from 324.8 yards per game to 529.6 yards per game.
- ▶ In 2007, Texas Tech led the nation in passing offense (470.31 yards per game), ranked second in total offense (529.62 yards per game) and was seventh in scoring offense (40.92 points per game).
- ▶ Quarterback Graham Harrell led the nation in total offense and receiver Michael Crabtree led the nation in receptions per game and receiving yards per game. Crabtree won the Biletnikoff Award as America's top receiver in 2007
- ▶ In 2006, the Red Raiders ranked third nationally in passing offense and sixth in total offense. Harrell was third nationally in total offense with 344.38 yards per game.
- ▶ In 2005, Texas Tech led the nation in passing offense with 388.83 yards per game, was fourth in scoring offense at 39.42 points per game and was sixth in total offense with 495.83 yards per contest.
- ▶ Quarterback Cody Hodges ranked second in the country with 369.08 yards per game.

Wingate

- ▶ Coached Lucas Greene who led the team in scoring that season and went on to play in the NFL

Mississippi College

- ▶ Mississippi College won the American Southwest Conference in its first season in the league and averaged 432.0 yards per game in 1997.

Valdosta State

- ▶ Helped develop quarterback Chris Hatcher, who set an NCAA record, completing 74.7 percent of his passes on the Division II level in 1994.
- ▶ Hatcher's 10,588 passing yards ranked third on the NCAA career list at the time.
- ▶ Hatcher currently ranks second in the NCAA record books in career touchdown passes (116) and third in single-season touchdown passes (50 in 1994) and was the NCAA passing champion in 1994.

Offensive Output Under Holgorsen (Continued)

Team Rankings

2015 (West Virginia)

- ▶ Passing Efficiency - No. 1
- ▶ Fewest Interceptions - No. 1
- ▶ Turnover Margin - No. 2
- ▶ Completion Percentage - No. 4
- ▶ Passing Yards Per Completions - No. 12
- ▶ Passing Offense - No. 15
- ▶ Total Offense - No. 19
- ▶ Scoring Offense - No. 19
- ▶ Red Zone Offense - No. 28

2014 (West Virginia)

- ▶ Passing Offense - No. 9
- ▶ First Down Offense - No. 11
- ▶ Total Offense - No. 12
- ▶ Completion Percentage - No. 23

2012 (West Virginia)

- ▶ Passing Efficiency - No. 5
- ▶ Scoring Offense - No. 9
- ▶ Passing Offense - No. 10
- ▶ Total Offense - No. 10
- ▶ First Down Offense - No. 14

2011 (West Virginia)

- ▶ Passing Offense - No. 6
- ▶ Red Zone Offense - No. 11
- ▶ Scoring Offense - No. 13
- ▶ Total Offense - No. 15
- ▶ Passing Efficiency - No. 19
- ▶ First Down Offense - No. 27

2010 (Oklahoma State)

- ▶ Red Zone Offense - No. 1
- ▶ Passing Offense - No. 2
- ▶ Total Offense - No. 3
- ▶ Scoring Offense - No. 3
- ▶ First Down Offense - No. 4
- ▶ Tackles for Loss Allowed - No. 6
- ▶ Sacks Allowed - No. 7
- ▶ Passing Efficiency - No. 12

2009 (Houston)

- ▶ Passing Offense - No. 1
- ▶ Total Offense - No. 1
- ▶ Scoring Offense - No. 1
- ▶ First Down Offense - No. 1
- ▶ Tackles for Loss Allowed - No. 2
- ▶ Third Down Efficiency - No. 3
- ▶ Passing Efficiency - No. 7
- ▶ Sacks Allowed - No. 24
- ▶ Red Zone Offense - No. 28

2008 (Houston)

- ▶ Passing Offense - No. 2
- ▶ Total Offense - No. 2
- ▶ First Down Offense - No. 4
- ▶ Passing Efficiency - No. 8
- ▶ Scoring Offense - No. 10
- ▶ Third Down Efficiency - No. 11

2007 (Texas Tech)

- ▶ Passing Offense - No. 1
- ▶ Total Offense - No. 2
- ▶ Passing Efficiency - No. 5
- ▶ Scoring Offense - No. 7
- ▶ Tackles for Loss Allowed - No. 12
- ▶ Third Down Efficiency - No. 13
- ▶ Sacks Allowed - No. 22

2006 (Texas Tech)

- ▶ Passing Offense - No. 3
- ▶ Tackles for Loss Allowed - No. 3
- ▶ Total Offense - No. 6
- ▶ Scoring Offense - No. 13
- ▶ Passing Efficiency - No. 23
- ▶ Sacks Allowed - No. 24

2005 (Texas Tech)

- ▶ Passing Offense - No. 1
- ▶ Scoring Offense - No. 4
- ▶ Total Offense - No. 6
- ▶ Passing Efficiency - No. 14

Top Game Performances ...

West Virginia

100-Yard Rushers

| Date | Opponent | Player | Att. | Yards | Avg. | TD | Long |
|------|----------|--------|------|-------|------|----|------|
|------|----------|--------|------|-------|------|----|------|

100-Yard Receivers

| Date | Opponent | Player | Rec. | Yards | Avg. | TD | Long |
|------|----------|----------------|------|-------|------|----|------|
| 9/5 | GSU | Shelton Gibson | 3 | 130 | 43.3 | 1 | 57 |
| 9/5 | GSU | Jovon Durante | 3 | 121 | 40.3 | 1 | 57 |

300-Yard Passer

| Date | Opponent | Player | Att. | Comp. | Yards | TD | Long |
|------|----------|---------------|------|-------|-------|----|------|
| 9/5 | GSU | Skyler Howard | 16 | 25 | 359 | 2 | 57 |

10+ Tackles

| Date | Opponent | Player | Solo | Assist | Total | TFL | Sacks |
|------|----------|--------|------|--------|-------|-----|-------|
|------|----------|--------|------|--------|-------|-----|-------|

Opponent

100-Yard Rushers

| Date | Opponent | Player | Att. | Yards | Avg. | TD | Long |
|------|----------|--------|------|-------|------|----|------|
|------|----------|--------|------|-------|------|----|------|

100-Yard Receivers

| Date | Opponent | Player | Rec. | Yards | Avg. | TD | Long |
|------|----------|--------|------|-------|------|----|------|
|------|----------|--------|------|-------|------|----|------|

300-Yard Passer

| Date | Opponent | Player | Att. | Comp. | Yards | TD | Long |
|------|----------|--------|------|-------|-------|----|------|
|------|----------|--------|------|-------|-------|----|------|

10+ Tackles

| Date | Opponent | Player | Solo | Assist | Total | TFL | Sacks |
|------|----------|--------|------|--------|-------|-----|-------|
|------|----------|--------|------|--------|-------|-----|-------|

Special Teams Tackles

| Player | Total | UA/A | KO | P | GSU | LU | MD | OK | OSU | BU | TCU | TT | TX | KS | ISU | KState |
|--------------------|-------|------|----|---|-----|-----|----|----|-----|----|-----|----|----|----|-----|--------|
| Marvin Gross | 4 | 4/0 | 4 | 0 | 3/0 | 1/0 | 0 | 0 | 0 | 0 | 0 | 0 | 0 | 0 | 0 | 0 |
| Hodari Christian | 2 | 2/0 | 1 | 1 | 0/0 | 2/0 | 0 | 0 | 0 | 0 | 0 | 0 | 0 | 0 | 0 | 0 |
| Sean Walters | 2 | 2/0 | 2 | 0 | 0/0 | 2/0 | 0 | 0 | 0 | 0 | 0 | 0 | 0 | 0 | 0 | 0 |
| Jeremy Tyler | 1 | 1/0 | 1 | 0 | 1/0 | 0 | 0 | 0 | 0 | 0 | 0 | 0 | 0 | 0 | 0 | 0 |
| Jarrold Harper | 1 | 1/0 | 1 | 0 | 1/0 | 0 | 0 | 0 | 0 | 0 | 0 | 0 | 0 | 0 | 0 | 0 |
| Dravon Askew-Henry | 1 | 1/0 | 1 | 0 | 0/0 | 1/0 | 0 | 0 | 0 | 0 | 0 | 0 | 0 | 0 | 0 | 0 |



The Last Time ...

By The Mountaineers ...

- 30 Rushing Attempts:** 31 by Andrew Buie at Texas/Oct. 6, 2012
- 40 Rushing Attempts:** 40 by Quincy Wilson vs. Rutgers/Oct. 11, 2003
- 100 Rushing Yards:** 146 by Rushel Shell at Iowa State/Nov. 29, 2014
- 200 Rushing Yards:** 344 by Tavon Austin vs. Oklahoma/Nov. 17, 2012
- 300 Rushing Yards:** 344 by Tavon Austin vs. Oklahoma/Nov. 17, 2012
- 75-Yard Run (no touchdown):** 79 by Noel Devine at Louisville/Nov. 22, 2008
- 75-Yard Touchdown Run:** 76 by Charles Sims vs. Iowa State/Nov. 30, 2013
- 50-Yard Run (no touchdown):** 62 by Dreamius Smith at Texas/Nov. 8, 2014
- 50-Yard Touchdown Run:** 54 by Rushel Shell at Iowa State/Nov. 29, 2014
- 2 Rushing Touchdowns:** 2 by Wendell Smallwood vs. Liberty/Sept. 12, 2015
- 2 Rushing Touchdowns in Back-to-Back Games:** 2 by Andrew Buie at Texas/Oct. 6, 2012 and vs. Baylor/Sept. 29, 2012
- 3 Rushing Touchdowns:** 3 by Charles Sims vs. Texas/Nov. 9, 2013
- Double 100-Yard Rushers:** 123 by Wendell Smallwood and 110 by Rushel Shell at Texas Tech/Oct. 11, 2014
- Double 200-Yard Rushers:** by Pat White (220) and Steve Slaton (215) at Pitt/Nov. 16, 2006
- Two 100-Yard Rushers and Two 100-Yard Receivers:** 123 by Wendell Smallwood and 110 by Rushel Shell and 123 by Kevin White and 109 by Jordan Thompson at Texas Tech/Oct. 11, 2014
- 30 Pass Completions:** 36 by Clint Trickett at Texas/Nov. 8, 2014
- 20 Pass Completions:** 21 by Skyler Howard vs. Liberty/Sept. 12, 2015
- 15 Pass Completions:** 21 by Skyler Howard vs. Liberty/Sept. 12, 2015
- Consecutive Completions:** 21 by Geno Smith vs. Kansas/Dec. 1, 2012
- 60 Pass Attempts:** 65 by Geno Smith vs. LSU/Sept. 24, 2011
- 50 Pass Attempts:** 50 by Clint Trickett vs. Oklahoma State/Sept. 28, 2013
- 40 Pass Attempts:** 45 by Skyler Howard vs. Texas A&M/Dec. 29, 2014
- 35 Pass Attempts:** 45 by Skyler Howard vs. Texas A&M/Dec. 29, 2014
- 30 Pass Attempts:** 45 by Skyler Howard vs. Texas A&M/Dec. 29, 2014
- 3 Touchdown Passes:** 3 by Skyler Howard vs. Liberty/Sept. 12, 2015
- 4 Touchdown Passes:** 4 by Clint Trickett at Maryland/Sept. 13, 2014
- 5 Touchdown Passes:** 8 by Geno Smith vs. Baylor/Sept. 29, 2012
- 6 Touchdown Passes:** 8 by Geno Smith vs. Baylor/Sept. 29, 2012
- 300 Yards Passing:** 359 by Skyler Howard vs. Georgia Southern/Sept. 5, 2015
- 400 Yards Passing:** 511 by Clint Trickett at Maryland/Sept. 13, 2014
- 500 Yards Passing:** 511 by Clint Trickett at Maryland/Sept. 13, 2014
- 600 Yards Passing:** 656 by Geno Smith vs. Baylor/Sept. 29, 2012
- 100 Yards Rushing and Passing:** by Pat White (200/122) at Louisville/Nov. 22, 2008
- 200 Yards Rushing and Passing:** by Pat White (220/204) at Pitt/Nov. 16, 2006
- 100 Yards Rushing and Receiving:** by Steve Slaton (215/130) at Pitt/Nov. 16, 2006
- 300 Yards Total Offense:** 331 by Skyler Howard vs. Liberty/Sept. 12, 2015
- 400 Yards Total Offense:** 507 by Clint Trickett at Maryland/Sept. 13, 2014
- 500 Yards Total Offense:** 507 by Clint Trickett at Maryland/Sept. 13, 2014
- 600 Yards Total Offense:** 687 by Geno Smith vs. Baylor/Sept. 29, 2012
- 15 Receptions:** 16 by Kevin White at Texas/Nov. 8, 2014
- 10 Receptions:** 16 by Kevin White at Texas/Nov. 8, 2014
- 9 Receptions:** 16 by Kevin White at Texas/Nov. 8, 2014
- 4 Touchdown Receptions:** 4 by Stedman Bailey vs. Oklahoma/Nov. 17, 2012
- 3 Touchdown Receptions:** 4 by Stedman Bailey vs. Oklahoma/Nov. 17, 2012
- 2 Touchdown Receptions:** 2 by Mario Alford at Iowa State/Nov. 29, 2014
- Two Players with 2 Touchdown Receptions:** 5 by Stedman Bailey and 2 by Tavon Austin vs. Baylor/Sept. 29, 2012
- Double 100-Yard Receivers:** 130 by Shelton Gibson and 121 by Jovon Durante vs. Georgia Southern/Sept. 5, 2015
- Three 100-Yard Receivers:** 303 by Stedman Bailey, 215 by Tavon Austin and 114 by J.D. Woods vs. Baylor/Sept. 29, 2012
- 100 Yards Receiving:** 130 by Shelton Gibson and 121 by Jovon Durante vs. Georgia Southern/Sept. 5, 2015
- 150 Yards Receiving:** 173 by Kevin White vs. Oklahoma/Sept. 20, 2014
- 200 Yards Receiving:** 216 by Kevin White at Maryland/Sept. 13, 2014
- 75-Yard Touchdown Reception:** 79 by Mario Alford from Clint Trickett at Oklahoma State/Oct. 25, 2014
- 50-Yard Touchdown Reception:** 52 by Shelton Gibson from Skyler Howard vs. Liberty/Sept. 12, 2015
- 50-Yard Reception (no touchdown):** 50 by Wendell Smallwood at Maryland/Sept. 13, 2014
- Rushing and Receiving Touchdown:** by Charles Sims at TCU/Nov. 2, 2013
- 2 Rushing and 2 Receiving Touchdowns:** by Steve Slaton at Pitt/Nov. 16, 2006



EdMULDROW



ElijahWELLMAN

The Last Time ...

Kickoff Return For Touchdown: 94 yards by Mario Alford vs. Kansas/Oct. 4, 2014
Returned Opening Kick for a Touchdown: 98 yards by Tavon Austin vs. UConn/Oct. 24, 2009
Punt Return For Touchdown: 76 yards by Tavon Austin vs. TCU/Nov. 3, 2012
Punt Blocked and Returned For Touchdown: 1 yard by Thandi Smith (blocked, picked up and returned) at Rutgers/Oct. 8, 2005
Punt Blocked: by Jarrod Harper at Maryland/Sept. 13, 2014
Punt Blocked For Touchdown: Blocked by Jerry White and recovered by Joe Hunter vs. UCF/Nov. 1, 2003
Punt Blocked For Safety: by Jarrod Harper at Maryland/Sept. 13, 2014
Interception Return For Touchdown: 35 yards by KJ Dillon vs. Texas A&M/Dec. 29, 2014
Interception Return For Touchdown by a Defensive Lineman: 19 yards by Keilen Dykes at Syracuse/Oct. 6, 2007
Two Interceptions Returned for Touchdown: by Shawn Hackett (41) and Grant Wiley (22) vs. Boston College/Sept. 2, 2000
50-Yard Field Goal: 54 by Josh Lambert vs. Baylor/Oct. 18, 2014
Field Goal Blocked: by Kyle Rose vs. Kansas State/Nov. 20, 2014
Missed an Extra Point: by Josh Lambert at Kansas State/Oct. 26, 2013
Two Interceptions in a Game: 3 by Karl Joseph vs. Georgia Southern/Sept. 5, 2015
Three Interceptions in a Game: 3 by Karl Joseph vs. Georgia Southern/Sept. 5, 2015
Three Interceptions in a Quarter: 3 by Karl Joseph vs. Georgia Southern/Sept. 5, 2015
Four Interceptions in a Game: 4 by Mike Slater vs. Kentucky/Nov. 1, 1969
Intercepted Fumble Returned For Touchdown: no instance yet found
Fumble Returned For Touchdown: 35 yards by Terrell Chestnut vs. TCU/Nov. 1, 2014
Fumble Recovered For Touchdown: 0 yards by Karl Joseph at Baylor/Oct. 4, 2013
Two-Point Conversion By Rush: Tavon Austin at Iowa State/Nov. 23, 2012
Two-Point Conversion By Pass: Jock Sanders from Geno Smith at Marshall/Sept. 10, 2010
Defensive Extra Point: Matt Taffoni interception return at Pitt/Oct. 15, 1994
Extra Point Blocked: by Rick Sherrod at Maryland/Sept. 29, 2001
Team Gained 300 Yards Rushing: 458 vs. Oklahoma/Nov. 17, 2012
Team Gained 400 Yards Rushing: 458 vs. Oklahoma/Nov. 17, 2012
Team Gained 500 Yards Rushing: 517 vs. Connecticut/Nov. 24, 2007
Team Failed To Gain 100 Yards Rushing: 28 vs. Alabama/Aug. 30, 2014
Team Failed To Gain 50 Yards Rushing: 28 vs. Alabama/Aug. 30, 2014
Team Gained 300 Yards Passing: 313 vs. Liberty/Sept. 12, 2015
Team Gained 400 Yards Passing: 511 at Maryland/Sept. 13, 2014
Team Gained 500 Yards Passing: 511 at Maryland/Sept. 13, 2014
Team Failed To Gain 100 Yards Passing: 62 vs. Maryland/Sept. 21, 2012
Team Gained 500 Yards Total Offense: 544 vs. Georgia Southern/Sept. 5, 2014
Team Gained 600 Yards Total Offense: 694 at Maryland/Sept. 13, 2014
Team Gained 700 Yards Total Offense: 778 vs. Oklahoma/Nov. 17, 2012
Team Gained 800 Yards Total Offense: 807 vs. Baylor/Sept. 29, 2012
Team Failed To Gain 200 Yards Total Offense: 175 vs. Maryland/Sept. 21, 2013
Team Failed To Get A First Down: no instance yet found
Team Failed To Get A Rushing First Down: vs. Texas Western/Nov. 25, 1950
Team Failed To Get A Passing First Down: vs. South Carolina/Dec. 30, 1969
Team Failed to Get a Third Down Conversion: vs. Syracuse (0/10)/Dec. 29, 2012
Team Had Six Turnovers: two interceptions, four fumbles vs. Maryland/Sept. 21, 2013
Successful Fake Punt: 18-yard run by Zac Cooper vs. Rutgers/Oct. 4, 2008
Scored 70+ Points: 70 vs. Baylor/Sept. 29, 2012
Scored 60+ Points: 70 vs. Baylor/Sept. 29, 2012
Scored 50+ Points: 54 vs. Towson/Sept. 6, 2014
Scored 40+ Points: 41 vs. Liberty/Sept. 12, 2015
Scored 30+ Points: 41 vs. Liberty/Sept. 12, 2015
Scored 40+ points in a Half: 49 vs. Clemson/Jan. 4, 2012
Scored 30+ points in a Quarter: 35 vs. Clemson (2nd)/Jan. 4, 2012
Shutout Recorded: 44-0 vs. Georgia Southern/Sept. 5, 2015
Forced Five Turnovers in a Game: 5 vs. Georgia Southern/Sept. 5, 2015
Forced Eight Turnovers in a Game: 8 vs. Rutgers/Nov. 3, 2001
Safety Scored: Jarrod Harper blocked a Maryland punt through the back of the end zone/Sept. 13, 2014
Two Safeties Scored: at Syracuse/Sept. 25, 2000
Played An Overtime Game: L/55-44 (3OT) vs. Iowa State/Nov. 30, 2013
Played back-to-back Overtime Games: L 47-40 (1OT) vs. Texas/Nov. 9, 2013; W 30-27 (1OT) at TCU/Nov. 2, 2013
Won Game Without An Offensive TD: at Syracuse/Sept. 5, 2005
Won Game Without a Rushing TD: vs. Maryland/Sept. 22, 2012



Jordan THOMPSON




KJDILLON



The Last Time ...

Versus West Virginia ...

30 Rushing Attempts: 34 by Samaje Perine of Oklahoma/Sept. 20, 2014
100 Rushing Yards: 133 by Tra Carson of Texas A&M/Dec. 29, 2014
200 Rushing Yards: 242 by Samaje Perine of Oklahoma/Sept. 20, 2014
75-Yard Run: 75 by C.J. Brown of Maryland/Sept. 13, 2014
50-Yard Touchdown Run: 69 by Justin Stockton of Texas Tech/Oct. 11, 2014
50-Yard Non-Touchdown Run: 51 by Brandon Shepard of Oklahoma State/Oct. 25, 2014
4 Rushing Touchdowns: 4 by Samaje Perine of Oklahoma/Sept. 20, 2014
3 Rushing Touchdowns: 3 by Johnathan Gray of Texas/Nov. 8, 2014
2 Players Rushing for 100 Yards: 126 by T.J. Yeldon and 113 by Derrick Henry of Alabama/Aug. 30, 2014
20 Pass Completions: 21 by Josh Woodrum of Liberty/Sept. 12, 2015
30 Pass Completions: 40 by Casey Pachall of TCU/Nov. 2, 2013
50 Pass Attempts: 58 by Casey Pachall of TCU/Nov. 2, 2013
40 Pass Attempts: 41 by Daxx Garman of Oklahoma State/Oct. 25, 2014
30 Pass Attempts: 32 by Josh Woodrum of Liberty/Sept. 12, 2015
3 Touchdown Passes: 4 by Kyle Allen of Texas A&M/Dec. 29, 2014
4 Touchdown Passes: 4 by Kyle Allen of Texas A&M/Dec. 29, 2014
300 Yards Passing: 400 by Jake Waters of Kansas State/Nov. 20, 2014
400 Yards Passing: 400 by Jake Waters of Kansas State/Nov. 20, 2014
500 Yards Passing: 554 by Landry Jones of Oklahoma/Nov. 17, 2012
100 Yards Rushing & 200 Yards Passing: by C.J. Brown of Maryland (161/241)/Sept. 13, 2014
100 Yards Rushing & 100 Yards Passing: by C.J. Brown of Maryland (161/241)/Sept. 13, 2014
300 Yards Total Offense: 327 by Kyle Allen of Texas A&M/Dec. 29, 2014
400 Yards Total Offense: 413 by Jake Waters of Kansas State/Nov. 20, 2014
10 Receptions: 10 by Tyler Lockett of Kansas State/Nov. 20, 2014
2 Touchdown Receptions: 2 by Malcome Kennedy of Texas A&M/Dec. 29, 2014
3 Touchdown Receptions: 3 by Tyler Lockett of Kansas State/Oct. 26, 2013
4 Touchdown Receptions: 4 by Kenny Stills of Oklahoma/Nov. 17, 2012
100 Yards Receiving: 196 by Tyler Lockett of Kansas State/Nov. 20, 2014
150 Yards Receiving: 196 by Tyler Lockett of Kansas State/Nov. 20, 2014
200 Yards Receiving: 314 by Terrance Williams of Baylor/Sept. 29, 2012
Double 100-Yard Receivers: 112 by Curry Sexton and 111 by Tyler Lockett of Kansas State/Oct. 26, 2013
50-Yard Touchdown Reception: 63 by Antwan Goodley of Baylor/Oct. 18, 2014
75-Yard Touchdown Reception: 76 by Devin Lauderdale of Texas Tech/Oct. 11, 2014
50-Yard Reception (no touchdown): 54 by Tyler Lockett from Jake Waters of Kansas State/Nov. 20, 2014
Rushing and Receiving Touchdown: 1 rushing & 1 receiving by Aaron Wimberly of Iowa State/Nov. 29, 2014
Passing and Rushing Touchdown: by C.J. Brown of Maryland/Sept. 13, 2014
Passing and Receiving Touchdown: by Trevor Knight of Oklahoma/Sept. 20, 2014
Kickoff Return For Touchdown: 100 yards Alex Ross of Oklahoma/Sept. 20, 2014
Opening Kickoff Return for Touchdown: 100 yards by Mardy Gilyard of Cincinnati/Nov. 8, 2008
Punt Return For Touchdown: 43 yards by Tyler Lockett of Kansas State/Nov. 20, 2014
2 Players Return Punts For Touchdown: by DeJuan Tribble (41) and Will Blackmon (71) of Boston College/Nov. 13, 2004
Punt Blocked: blocked by C.J. Crawford of Marshall/Sept. 1, 2012
Punt Blocked/Recovered in End Zone For Touchdown: blocked by Alex Lewis and recovered in end zone by Kareem Timbers of Wisconsin/Aug. 30, 2003
Punt Blocked/Returned For Touchdown: blocked by Marcus Gildersleeve and returned 17 yards by Ricky Hall of Virginia Tech/Oct. 31, 1998
Interception Return For Touchdown: 28 yards by A.J. Hendy of Maryland/Sept. 21, 2013
50-Yard Field Goal: 50 by Brad Craddock of Maryland/Sept. 21, 2013
Field Goal Blocked: by T.J. Semke of Kansas/Oct. 4, 2014
Blocked Field Goal Returned For Touchdown: 82 yards by Andrew Johnson of Louisville/Nov. 5, 2011



Nick O'TOOLE



Donte THOMAS-WILLIAMS

The Last Time ...

- Intercepted Fumble Returned For Touchdown:** 75 yards by Tim Quense of Pitt/Oct. 1, 1983
- Fumble Recovered/Returned For Touchdown:** 0 yards by Jackson Jeffcoat of Texas/Oct. 6, 2012
- Two-Point Conversion By Rush:** by Davin Meggett of Maryland/Sept. 17, 2011
- Two-Point Conversion By Pass:** by E.J. Bibbs from Grant Rohach of Iowa State/Nov. 30, 2013
- Defensive Extra Point:** has not yet occurred
- Extra Point Blocked:** by Travis Britz of Kansas State/Oct. 26, 2013
- Punt Blocked For Safety:** by Chris Nofoaiga of Idaho/Oct. 7, 2000
- Team Gained 400 Yards Rushing:** 468 by Baylor/Oct. 4, 2013
- Team Gained 300 Yards Rushing:** 301 by Oklahoma/Sept. 20, 2014
- Team Gained 200 Yards Rushing:** 235 by Texas A&M/Dec. 29, 2014
- Team Failed To Gain 100 Yards Rushing:** 92 by Liberty/Sept. 12, 2015
- Team Finished With Negative Rushing Yards:** Minus-10 by Maryland/Sept. 18, 2010
- Team Gained 300 Yards Passing:** 400 by Kansas State/Nov. 20, 2014
- Team Gained 400 Yards Passing:** 400 by Kansas State/Nov. 20, 2014
- Team Failed To Gain 100 Yards Passing:** 29 by Georgia Southern/Sept. 5, 2015
- Team Failed To Gain 50 Yards Passing:** 29 by Georgia Southern/Sept. 5, 2015
- Team Gained 500 Yards Total Offense:** 529 by Texas A&M/Dec. 29, 2014
- Team Failed To Gain 250 Yards Total Offense:** 224 by Georgia Southern/Sept. 5, 2015
- Team Failed To Gain 200 Yards Total Offense:** 176 by Kansas/Oct. 4, 2014
- Team Failed To Gain 100 Yards Total Offense:** 90 by Rutgers/Oct. 12, 2002
- Team Failed To Get A First Down:** no instance yet found
- Team Failed To Get A Rushing First Down:** by Western Michigan/Sept. 7, 1996
- Team Failed To Get A Passing First Down:** by Pitt/Oct. 10, 1981
- Successful Fake Punt:** by Kirby Van Der Kamp of Iowa State/Nov. 30, 2012
- Team Scored 50+ Points:** 52 by Iowa State/Nov. 30, 2013
- Team Scored 40+ Points:** 45 by Texas A&M/Dec. 29, 2014
- Team Scored 30+ Points:** 45 by Texas A&M/Dec. 29, 2014
- Shutout Recorded:** 37-0 by Maryland/Sept. 21, 2013
- Safety Scored:** When WVU's Clint Trickett was sacked in the end zone by Texas' Cedric Reed/Nov. 8, 2014
- Two Safeties Scored:** When WVU's Geno Smith was tackled in the end zone by Syracuse's Cameron Lynch and Siriki Diabate, and when Smith was called for intentional grounding when he was being tackled by Brandon Sharpe/Dec. 29, 2012



Jacky**MARCELLUS**



Rick**RUMPH**



MOUNTAINEER OFFENSE



Cody CLAY

Height: 6-4 | Weight: 262 | Class: Redshirt Senior
Last School: George Washington | Hometown: Alum Creek, W.Va.

2015 Notes

- ▶ Has played in 40 career games and started 22

2015 Game-By-Game

| Opponent | No. | Yards | Avg. | TD | Lg |
|----------------|-----|-------|------|----|----|
| Ga. Southern | 0 | 0 | 0 | 0 | 0 |
| Liberty | 0 | 0 | 0 | 0 | 0 |
| Maryland | | | | | |
| Oklahoma | | | | | |
| Oklahoma State | | | | | |
| Baylor | | | | | |
| TCU | | | | | |
| Texas Tech | | | | | |
| Texas | | | | | |
| Kansas | | | | | |
| Iowa State | | | | | |
| Kansas State | | | | | |
| Total | 0 | 0 | 0 | 0 | 0 |

2015 Single-Game Bests

Receptions
 Receiving Yards
 Receiving Touchdowns
 Long Reception.....

Career Bests

Receptions3 vs. Oklahoma State ('13)
 Receiving Yards 27 vs. Oklahoma State ('13)
 Receiving Touchdowns 1 at TCU ('13)
 Long Reception.....21 at Iowa State ('14)

Clay's Receiving Statistics

| Year | Games | No. | Yards | Avg. | TD | Long |
|--------|-------|-----|-------|------|----|------|
| 2015 | 2 | 0 | 0 | 0 | 0 | 0 |
| 2014 | 13 | 7 | 65 | 9.3 | 0 | 21 |
| 2013 | 12 | 9 | 73 | 8.1 | 1 | 12 |
| 2012 | 13 | 2 | 29 | 14.5 | 0 | 19 |
| Totals | 40 | 18 | 167 | 9.3 | 1 | 21 |



William CREST JR.

Height: 6-2 | Weight: 212 | Class: Redshirt Freshman
Last School: Dunbar | Hometown: Baltimore, Md.

2015 Notes

- ▶ Played in one game in 2014 before sustaining season-ending shoulder injury
- ▶ Went 6-for-6 against Liberty for 50 yards, including a career-long 23 connection with Jacky Marcellus
- ▶ Rushed four times for 24 yards and a touchdown against Georgia Southern

2015 Game-By-Game

| Opponent | Comp. | Att. | Int. | Pct. | Yards | TDs | Long |
|--------------|-------|------|------|------|-------|-----|------|
| Ga. Southern | 0 | 1 | 0 | .000 | 0 | 0 | 0 |
| Liberty | 6 | 6 | 0 | 1.00 | 50 | 0 | 23 |
| Maryland | | | | | | | |
| Oklahoma | | | | | | | |
| Oklahoma St. | | | | | | | |
| Baylor | | | | | | | |
| TCU | | | | | | | |
| Texas Tech | | | | | | | |
| Texas | | | | | | | |
| Kansas | | | | | | | |
| Iowa State | | | | | | | |
| Kansas State | | | | | | | |
| Totals | 6 | 7 | 0 | .857 | 50 | 0 | 23 |

2015 Single-Game Bests


Rushing Yards..... 24 vs. Georgia Southern
 Rushing Attempts 5 vs. Liberty
 Rushing Touchdowns..... 1 vs. Georgia Southern
 Long Rush17 vs. Georgia Southern
 Passing Attempts..... 6 vs. Liberty
 Passing Completions..... 6 vs. Liberty
 Passing Yards..... 50 vs. Liberty
 Passing Touchdowns.....
 Long Completion 23 vs. Liberty

Crest Jr.'s Passing Statistics

| Year | Games | C/A | Pct. | Yards | TD | Int. | Long |
|------|-------|-----|------|-------|----|------|------|
| 2015 | 2 | 6/7 | .857 | 50 | 0 | 0 | 23 |

Crest Jr.'s Rushing Statistics

| Year | Games | Att. | Yards | Avg. | TD | Long |
|------|-------|------|-------|------|----|------|
| 2015 | 2 | 9 | 8 | 0.9 | 1 | 17 |



Jovon DURANTE

Height: 6-0 | Weight: 165 | Class: Freshman
Last School: Miramar | Hometown: Miami, Fla.

2015 Notes

- ▶ Saw first collegiate action as true freshman against Georgia Southern
- ▶ Ranks No. 41 nationally, No. 7 in the Big 12, in receiving TDs (2) and No. 34 in receiving yards/game (90.5)
- ▶ Tied for No. 6 in Big 12 in receptions per game and tied for No. 7 in receiving yards per game
- ▶ Nabbed second career touchdown on 10-yard catch against Liberty; finished with a game-high seven receptions
- ▶ Finished with three catches for 121 yards and a touchdown against Georgia Southern with a long of 57 yards
- ▶ First collegiate catch was a 41-yard touchdown
- ▶ Also finished with a 23-yard reception

2015 Game-By-Game


| Opponent | No. | Yards | Avg. | TD | Lg |
|----------------|-----|-------|------|----|----|
| Ga. Southern | 3 | 121 | 40.3 | 1 | 57 |
| Liberty | 7 | 60 | 8.57 | 1 | 17 |
| Maryland | | | | | |
| Oklahoma | | | | | |
| Oklahoma State | | | | | |
| Baylor | | | | | |
| TCU | | | | | |
| Texas Tech | | | | | |
| Texas | | | | | |
| Kansas | | | | | |
| Iowa State | | | | | |
| Kansas State | | | | | |
| Totals | 10 | 181 | 18.1 | 2 | 57 |

2015 Single-Game Bests

Receptions7 vs. Liberty
 Receiving Yards 121 vs. Georgia Southern
 Receiving Touchdowns 1 vs. Georgia Southern, Liberty
 Long Reception.....57 vs. Georgia Southern

Durante's Receiving Statistics

| Year | Games | No. | Yards | Avg. | TD | Long |
|------|-------|-----|-------|------|----|------|
| 2015 | 2 | 10 | 181 | 18.1 | 2 | 57 |



Shelton GIBSON

Height: 5-11 | **Weight:** 193 | **Class:** Redshirt Sophomore
Last School: Cleveland Heights | **Hometown:** Cleveland, Ohio

2015 Notes

- ▶ Has played in 14 career games and started two
- ▶ Earned first career start against Georgia Southern
- ▶ Ranks No. 1 in the NCAA, No. 1 in the Big 12, in yards per catch (35.2)
- ▶ Ranks No. 41 in the NCAA, No. 7 in the Big 12, in receiving TDs (2)
- ▶ Ranks No. 7 in the Big 12, in receiving yards (211); also ranks No. 20 nationally in receiving yards/game (105.5)
- ▶ Ranks No. 6 in the Big 12 in all-purpose yards/game (118.0)
- ▶ Second touchdown of season was a long bomb, as he caught a 52-yard pass from Skyler Howard for team's first TD against Liberty; finished with a game-best 81 yards receiving
- ▶ Along with Jovon Durante (121), netted first career 100-yard receiving game vs. Georgia Southern
- ▶ Connected with Skyler Howard for a 26-yard touchdown against Georgia Southern for first career score; also caught a career-long 57-yard reception

2015 Game-By-Game

| Opponent | No. | Yards | Avg. | TD | Lg |
|----------------|----------|------------|-------------|----------|-----------|
| Ga. Southern | 3 | 130 | 43.3 | 1 | 57 |
| Liberty | 3 | 81 | 27.0 | 1 | 52 |
| Maryland | | | | | |
| Oklahoma | | | | | |
| Oklahoma State | | | | | |
| Baylor | | | | | |
| TCU | | | | | |
| Texas Tech | | | | | |
| Texas | | | | | |
| Kansas | | | | | |
| Iowa State | | | | | |
| Kansas State | | | | | |
| Totals | 6 | 211 | 35.2 | 2 | 57 |

2015 Single-Game Bests

Receptions 3 vs. Georgia Southern, Liberty
 Receiving Yards 130 vs. Georgia Southern
 Receiving Touchdowns 1 vs. Georgia Southern, Liberty
 Long Reception 57 vs. Georgia Southern

Career Bests

Receptions 3 vs. GSU ('15), Liberty ('15)
 Receiving Yards 130 vs. GSU ('15)
 Receiving Touchdowns 1 vs. GSU ('15), Liberty ('15)
 Long Reception 57 vs. GSU ('15)

Gibson's Receiving Statistics

| Year | Games | No. | Yards | Avg. | TD | Long |
|------|-------|-----|-------|------|----|------|
| 2015 | 2 | 6 | 211 | 35.2 | 2 | 57 |



Skyler HOWARD

Height: 6-0 | **Weight:** 206 | **Class:** Junior
Last School: Riverside CC | **Hometown:** Forth Worth, Texas

2015 Notes

- ▶ Played in six career games and started four
- ▶ Has thrown three touchdowns in three of four career starts
- ▶ Ranks No. 2 in the NCAA, No. 1 in the Big 12, in yards per pass attempt (12.2)
- ▶ No. 1 in the NCAA, No. 1 in the Big 12, in passing efficiency (207.3)
- ▶ Ranks No. 35 nationally, No. 5 in the Big 12, in passing TDs (5)
- ▶ Ranks No. 3 nationally, No. 2 in the Big 12, in yards per completion (16.8); also ranks No. 15 in the NCAA, No. 6 in the Big 12, in passing yards/game (311.0)
- ▶ No. 11 nationally, No. 5 in the Big 12, in total offense (348.5)
- ▶ Completed a career-high 21 passes against Liberty, including a string of 14 straight completions
- ▶ Went 16-25 for a career-best 359 passing yards and threw two touchdowns against Georgia Southern in first career start at Milan Puskar Stadium
- ▶ Connected with Shelton Gibson and Jovon Durante on 57-yard tosses against Georgia Southern

2015 Game-By-Game

| Opponent | Comp. | Att. | Int. | Pct. | Yards | TDs | Long |
|---------------|-----------|-----------|----------|-------------|------------|----------|-----------|
| Ga. Southern | 16 | 25 | 0 | .640 | 359 | 2 | 57 |
| Liberty | 21 | 26 | 0 | .808 | 263 | 3 | 52 |
| Maryland | | | | | | | |
| Oklahoma | | | | | | | |
| Oklahoma St. | | | | | | | |
| Baylor | | | | | | | |
| TCU | | | | | | | |
| Texas Tech | | | | | | | |
| Texas | | | | | | | |
| Kansas | | | | | | | |
| Iowa State | | | | | | | |
| Kansas State | | | | | | | |
| Totals | 37 | 51 | 0 | .725 | 622 | 5 | 57 |

2015 Single-Game Bests

Rushing Yards 68 vs. Liberty
 Rushing Attempts 12 vs. Liberty
 Rushing Touchdowns
 Long Rush 34 vs. Liberty
 Passing Attempts 26 vs. Liberty
 Passing Completions 21 vs. Liberty
 Passing Yards 359 vs. Georgia Southern
 Passing Touchdowns 3 vs. Liberty
 Long Completion 57 vs. Georgia Southern

Career Bests

Rushing Yards 69 at Iowa State ('14)
 Rushing Attempts 12 vs. Liberty ('15)
 Rushing Touchdowns
 Long Rush 34 vs. Liberty ('15)
 Passing Attempts 45 vs. Texas A&M ('14)
 Passing Completions 21 at Iowa State ('14); vs. Liberty ('15)
 Passing Yards 359 vs. Georgia Southern ('15)
 Passing Touchdowns 3 (3 times)
 Long Completion 57 vs. Georgia Southern ('15)

Howard's Passing Statistics

| Year | Games | C/A | Pct. | Yards | TD | Int. | Long |
|---------------|----------|---------------|-------------|-------------|-----------|----------|-----------|
| 2015 | 2 | 37/51 | .725 | 622 | 5 | 0 | 57 |
| 2014 | 4 | 56/110 | .509 | 829 | 8 | 0 | 53 |
| Totals | 6 | 93/161 | .578 | 1451 | 13 | 0 | 57 |

Howard's Rushing Statistics

| Year | Games | Att. | Yards | Avg. | TD | Long |
|---------------|----------|-----------|------------|------------|----------|-----------|
| 2015 | 2 | 21 | 75 | 3.6 | 0 | 34 |
| 2014 | 4 | 22 | 140 | 6.4 | 0 | 24 |
| Totals | 6 | 43 | 215 | 5.0 | 0 | 34 |



Gary JENNINGS

Height: 6-1 | Weight: 206 | Class: Freshman
Last School: Colonial Forge | Hometown: Stafford, Va.

2015 Notes

- ▶ Has played in two games
- ▶ Caught a career-high four receptions against Liberty

2015 Game-By-Game

| Opponent | No. | Yards | Avg. | TD | Lg |
|----------------|-----|-------|------|----|----|
| Ga. Southern | 0 | 0 | 0 | 0 | 0 |
| Liberty | 4 | 28 | 7.0 | 0 | 11 |
| Maryland | | | | | |
| Oklahoma | | | | | |
| Oklahoma State | | | | | |
| Baylor | | | | | |
| TCU | | | | | |
| Texas Tech | | | | | |
| Texas | | | | | |
| Kansas | | | | | |
| Iowa State | | | | | |
| Kansas State | | | | | |
| Totals | 4 | 28 | 7.0 | 0 | 11 |

2015 Single-Game Bests

Receptions4 vs. Liberty
 Receiving Yards28 vs. Liberty
 Receiving Touchdowns
 Long Reception11 vs. Liberty

Jennings' Receiving Statistics

| Year | Games | No. | Yards | Avg. | TD | Long |
|------|-------|-----|-------|------|----|------|
| 2015 | 2 | 4 | 28 | 7.0 | 0 | 11 |



Rushel SHELL

Height: 5-10 | Weight: 224 | Class: Redshirt Junior
Last School: Pitt | Hometown: Hopewell, Pa.

2015 Notes

- ▶ Has played in 14 games and started nine
- ▶ Gained 42 yards on eight carries, including a six-yard score, against Georgia Southern

2015 Game-By-Game

| Opponent | Att. | Net. | Avg. | TD | Lg | Rec. | Yds. | TD |
|----------------|------|------|------|----|----|------|------|----|
| Ga. Southern | 8 | 42 | 5.2 | 1 | 9 | 0 | 0 | 0 |
| Liberty | 11 | 27 | 2.5 | 0 | 5 | 1 | 11 | 0 |
| Maryland | | | | | | | | |
| Oklahoma | | | | | | | | |
| Oklahoma State | | | | | | | | |
| Baylor | | | | | | | | |
| TCU | | | | | | | | |
| Texas Tech | | | | | | | | |
| Texas | | | | | | | | |
| Kansas | | | | | | | | |
| Iowa State | | | | | | | | |
| Kansas State | | | | | | | | |
| Totals | 19 | 69 | 3.6 | 1 | 9 | 1 | 11 | 0 |

2015 Single-Game Bests

Rushing Yards42 vs. Georgia Southern
 Rushing Attempts11 vs. Liberty
 Rushing Touchdowns1 vs. Georgia Southern
 Long Rush
 Receptions9 vs. Georgia Southern
 Receiving Yards11 vs. Liberty
 Receiving Touchdowns
 Long Reception11 vs. Liberty

Career Highs

Rushing Yards146 at Iowa State ('14)
 Rushing Attempts27 at Maryland ('14)
 Rushing Touchdowns2 at Texas Tech ('14)
 Long Rush54 at Iowa State ('14)
 Receptions4 vs. Towson ('14)
 Receiving Yards47 vs. Towson ('14)
 Receiving Touchdowns
 Long Reception19 vs. Alabama ('14)

Shell's Rushing Statistics

| Year | Games | Att. | Yards | Avg. | TD | Long |
|--------|-------|------|-------|------|----|------|
| 2015 | 2 | 19 | 69 | 3.6 | 1 | 9 |
| 2014 | 12 | 176 | 788 | 4.5 | 7 | 54 |
| Totals | 14 | 195 | 857 | 4.4 | 8 | 54 |

Shell's Receiving Statistics

| Year | Games | No. | Yards | Avg. | TD | Long |
|--------|-------|-----|-------|------|----|------|
| 2015 | 2 | 1 | 11 | 11.0 | 0 | 11 |
| 2014 | 12 | 21 | 140 | 6.7 | 0 | 19 |
| Totals | 14 | 22 | 151 | 6.9 | 0 | 19 |



Daikiel SHORTS JR.

Height: 6-1 | Weight: 201 | Class: junior
Last School: Eastern Christian | Hometown: Clayton, N.J.

2015 Notes

- ▶ Has played in 27 career games and started 15
- ▶ Grabbed a season-high four catches against Liberty and finished second on the team with 78 yards receiving
- ▶ Finished third on the team with 55 receiving yards against Georgia Southern

2015 Game-By-Game

| Opponent | No. | Yards | Avg. | TD | Lg |
|----------------|-----|-------|------|----|----|
| Ga. Southern | 3 | 55 | 18.3 | 0 | 26 |
| Liberty | 4 | 78 | 19.5 | 0 | 29 |
| Maryland | | | | | |
| Oklahoma | | | | | |
| Oklahoma State | | | | | |
| Baylor | | | | | |
| TCU | | | | | |
| Texas Tech | | | | | |
| Texas | | | | | |
| Kansas | | | | | |
| Iowa State | | | | | |
| Kansas State | | | | | |
| Totals | 7 | 133 | 19.0 | 0 | 29 |

2015 Single-Game Bests

Receptions4 vs. Liberty
 Receiving Yards78 vs. Liberty
 Receiving Touchdowns
 Long Reception29 vs. Liberty

Career Bests

Receptions9 vs. Texas Tech ('13)
 Receiving Yards98 at TCU ('13)
 Receiving Touchdowns2 vs. Georgia State ('13)
 Long Reception38 at TCU ('13)

Shorts' Receiving Statistics

| Year | Games | No. | Yards | Avg. | TD | Long |
|--------|-------|-----|-------|------|----|------|
| 2015 | 2 | 7 | 133 | 19.0 | 0 | 29 |
| 2014 | 13 | 24 | 346 | 14.4 | 2 | 29 |
| 2013 | 12 | 45 | 495 | 11.0 | 2 | 38 |
| Totals | 27 | 76 | 974 | 12.8 | 4 | 38 |



Wendell SMALLWOOD

Height: 5-11 | Weight: 202 | Class: Junior
 Last School: Eastern Christian | Hometown: Wilmington, Del.

2015 Notes

- ▶ Has played in 27 games and started 12
- ▶ Ranks No. 4 in the Big 12, No. 42 nationally, in rushing TDs (3)
- ▶ Also ranks No. 23 in the NCAA, No. 4 in the Big 12, in rushing yards/carry (7.1)
- ▶ Finished with a game-high 112 all-purpose yards against Liberty, including a game-high 88 yards rushing
- ▶ Single-game career best two touchdowns against Liberty, including a fumble recovery in the end zone
- ▶ Netted 119 all-purpose yards against Georgia Southern, including a game-best 96 yards rushing
- ▶ First touchdown of season came on 19-yard run against Georgia Southern

2015 Game-By-Game

| Opponent | Att. | Net. | Avg. | TD | Lg | Rec. | Yds. | TD |
|----------------|------|------|------|----|----|------|------|----|
| Ga. Southern | 11 | 96 | 8.7 | 1 | 19 | 4 | 23 | 0 |
| Liberty | 15 | 88 | 5.9 | 2 | 14 | 4 | 24 | 0 |
| Maryland | | | | | | | | |
| Oklahoma | | | | | | | | |
| Oklahoma State | | | | | | | | |
| Baylor | | | | | | | | |
| TCU | | | | | | | | |
| Texas Tech | | | | | | | | |
| Texas | | | | | | | | |
| Kansas | | | | | | | | |
| Iowa State | | | | | | | | |
| Kansas State | | | | | | | | |
| Totals | 26 | 184 | 7.1 | 3 | 19 | 8 | 47 | 0 |

2015 Single-Game Bests

Rushing Yards.....96 vs. Georgia Southern
 Rushing Attempts.....15 vs. Liberty
 Rushing Touchdowns.....2 vs. Liberty
 Long Rush.....19 vs. Georgia Southern
 Receptions.....4 vs. Georgia Southern, Liberty
 Receiving Yards.....24 vs. Liberty
 Receiving Touchdowns.....
 Long Reception.....10 vs. Georgia Southern

Career Bests

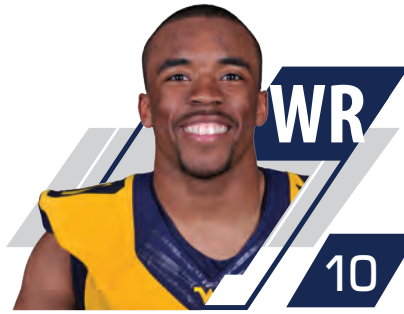
Rushing Yards.....132 at Oklahoma State ('14)
 Rushing Attempts.....23 at Oklahoma State ('14)
 Rushing Touchdowns.....2 vs. Liberty ('15)
 Long Rush.....38 vs. Georgia State ('13)
 Receptions.....6 vs. Alabama ('14)
 Receiving Yards.....73 vs. Alabama ('14)
 Long Reception.....50 at Maryland ('14)

Smallwood's Rushing Statistics

| Year | Games | Att. | Yards | Avg. | TD | Long |
|--------|-------|------|-------|------|----|------|
| 2015 | 2 | 26 | 184 | 7.1 | 3 | 19 |
| 2014 | 13 | 148 | 722 | 4.9 | 2 | 35 |
| 2013 | 12 | 39 | 221 | 5.7 | 1 | 38 |
| Totals | 27 | 213 | 1127 | 5.3 | 6 | 38 |

Smallwood's Receiving Statistics

| Year | Games | No. | Yards | Avg. | TD | Long |
|--------|-------|-----|-------|------|----|------|
| 2015 | 2 | 8 | 47 | 5.9 | 0 | 10 |
| 2014 | 13 | 30 | 321 | 10.7 | 0 | 50 |
| 2013 | 12 | 11 | 132 | 12.0 | 0 | 30 |
| Totals | 27 | 50 | 505 | 10.1 | 0 | 50 |



Jordan THOMPSON

Height: 5-7 | Weight: 175 | Class: Senior
 Last School: Katy | Hometown: Katy, Texas

2015 Notes

- ▶ Has played in 38 games and started 14
- ▶ Averaged 10 yards per catch against Georgia Southern

2015 Game-By-Game

| Opponent | No. | Yards | Avg. | TD | Lg |
|----------------|-----|-------|------|----|----|
| Ga. Southern | 3 | 30 | 10.0 | 0 | 14 |
| Liberty | 0 | 0 | 0 | 0 | 0 |
| Maryland | | | | | |
| Oklahoma | | | | | |
| Oklahoma State | | | | | |
| Baylor | | | | | |
| TCU | | | | | |
| Texas Tech | | | | | |
| Texas | | | | | |
| Kansas | | | | | |
| Iowa State | | | | | |
| Kansas State | | | | | |
| Totals | 3 | 30 | 10.0 | 0 | 14 |

2015 Single-Game Bests

Receptions.....3 vs. Georgia Southern
 Receiving Yards.....30 vs. Georgia Southern
 Receiving Touchdowns.....
 Long Reception.....14 vs. Georgia Southern

Career Highs

Receptions.....7 vs. TCU ('14)
 Receiving Yards.....109 at Texas Tech ('14)
 Receiving Touchdowns.....1 vs. Towson ('14),
at Texas Tech ('14)
 Long Reception.....56 at Texas Tech ('14)

Thompson's Receiving Statistics

| Year | Games | No. | Yards | Avg. | TD | Long |
|--------|-------|-----|-------|-------|----|------|
| 2015 | 2 | 3 | 30 | 10.0 | 0 | 14 |
| 2014 | 13 | 49 | 598 | 12.2 | 2 | 56 |
| 2013 | 10 | 23 | 178 | 7.7 | 0 | 17 |
| 2012 | 13 | 13 | 85 | 6.5 | 0 | 15 |
| Totals | 38 | 88 | 891 | 10.13 | 2 | 56 |



Elijah WELLMAN

Height: 6-2 | Weight: 234 | Class: Redshirt Sophomore
 Last School: Spring Valley | Hometown: Huntington, W.Va..

2015 Notes

- ▶ Has played in 14 career games
- ▶ Made the most of one catch against Liberty, connecting with William Crest for a 4-yard touchdown

2015 Game-By-Game

| Opponent | Att. | Net. | Avg. | TD | Lg | Rec. | Yds. | TD |
|----------------|------|------|------|----|----|------|------|----|
| Ga. Southern | 0 | 0 | 0 | 0 | 0 | 0 | 0 | 0 |
| Liberty | 0 | 0 | 0 | 0 | 0 | 1 | 4 | 1 |
| Maryland | | | | | | | | |
| Oklahoma | | | | | | | | |
| Oklahoma State | | | | | | | | |
| Baylor | | | | | | | | |
| TCU | | | | | | | | |
| Texas Tech | | | | | | | | |
| Texas | | | | | | | | |
| Kansas | | | | | | | | |
| Iowa State | | | | | | | | |
| Kansas State | | | | | | | | |
| Totals | 0 | 0 | 0 | 0 | 0 | 1 | 4 | 1 |

2015 Single-Game Bests

Rushing Yards.....
 Rushing Attempts.....
 Rushing Touchdowns.....
 Long Rush.....
 Receptions.....1 vs. Liberty
 Receiving Yards.....4 vs. Liberty
 Receiving Touchdowns.....1 vs. Liberty
 Long Reception.....4 vs. Liberty

Career Highs

Rushing Yards.....2 vs. Towson ('14), at Maryland ('14)
 Rushing Attempts.....1 vs. Towson ('14), at Maryland ('14)
 Rushing Touchdowns.....
 Long Rush.....2 vs. Towson ('14), at Maryland ('14)
 Receptions.....1(5 times)
 Receiving Yards.....10 vs. Alabama ('14)
 Receiving Touchdowns.....1 vs. Texas A&M ('14), vs. Liberty ('15)
 Long Reception.....10 vs. Alabama ('14)

Wellman's Rushing Statistics

| Year | Games | Att. | Yards | Avg. | TD | Long |
|--------|-------|------|-------|------|----|------|
| 2015 | 2 | 0 | 0 | 0 | 0 | 0 |
| 2014 | 12 | 2 | 4 | 2.0 | 0 | 2 |
| Totals | 14 | 2 | 4 | 2.0 | 0 | 2 |

Wellman's Receiving Statistics

| Year | Games | No. | Yards | Avg. | TD | Long |
|--------|-------|-----|-------|------|----|------|
| 2015 | 2 | 1 | 4 | 4.0 | 1 | 4 |
| 2014 | 12 | 4 | 11 | 2.8 | 1 | 10 |
| Totals | 14 | 5 | 15 | 3.0 | 2 | 10 |



MOUNTAINEER DEFENSE



Dravon ASKEW-HENRY

Height: 5-11 | Weight: 202 | Class: Sophomore
Last School: Aliquippa | Hometown: Aliquippa, Pa.

2015 Notes

- ▶ Started all 13 games as a true freshman in 2014 and has two starts in 2015
- ▶ Ranks No. 54 nationally and No. 2 in the Big 12 with 0.5 interceptions per game
- ▶ Led the team with a career-best seven tackles vs. Liberty
- ▶ Had an interception with four tackles, three solo, and assisted on one tackle for loss vs. Georgia Southern

2015 Game-By-Game

| Opponent | UT/AT/TT | TFL | Sacks | FF | FR | Int | PBU |
|--------------|----------|-------|-------|----|----|-----|-----|
| Ga. Southern | 3/1/4 | 0.5/1 | 0 | 0 | 0 | 1 | 0 |
| Liberty | 6/1/7 | 0 | 0 | 0 | 0 | 0 | 0 |
| Maryland | 0/0/0 | 0 | 0 | 0 | 0 | 0 | 0 |
| Oklahoma | 0/0/0 | 0 | 0 | 0 | 0 | 0 | 0 |
| Oklahoma St. | 0/0/0 | 0 | 0 | 0 | 0 | 0 | 0 |
| Baylor | 0/0/0 | 0 | 0 | 0 | 0 | 0 | 0 |
| TCU | 0/0/0 | 0 | 0 | 0 | 0 | 0 | 0 |
| Texas Tech | 0/0/0 | 0 | 0 | 0 | 0 | 0 | 0 |
| Texas | 0/0/0 | 0 | 0 | 0 | 0 | 0 | 0 |
| Kansas | 0/0/0 | 0 | 0 | 0 | 0 | 0 | 0 |
| Iowa State | 0/0/0 | 0 | 0 | 0 | 0 | 0 | 0 |
| Kansas State | 0/0/0 | 0 | 0 | 0 | 0 | 0 | 0 |

2015 Season-Game Bests

Unassisted Tackles.....6 vs. Liberty
 Assisted Tackles.....1 vs. Georgia Southern, vs. Liberty
 Total Tackles.....7 vs. Liberty
 Tackles For Loss.....0.5 vs. Georgia Southern
 Sacks
 Forced Fumbles.....
 Fumble Recoveries.....
 Interceptions 1 vs. Georgia Southern
 Pass Breakups

Career Highs

Unassisted Tackles.....8 vs. Texas A&M ('14)
 Assisted Tackles.....3 vs. Alabama ('14)
 Total Tackles.....7 vs. Liberty ('15)
 Tackles For Loss.....1 vs. Kansas State ('14)
 Sacks
 Forced Fumbles.....
 Fumble Recoveries.....
 Interceptions2 at Oklahoma State ('14)
 Pass Breakups 1 vs. Kansas ('14); Texas A&M ('14)

Askew-Henry's Defensive Statistics

| Year | GP | T/A/TT | TFL | Sacks | INT | PB | FF | FR |
|--------|----|----------|-------|-------|-----|----|----|----|
| 2015 | 2 | 9/2/11 | 0.5/1 | 0 | 1 | 0 | 0 | 0 |
| 2014 | 13 | 36/9/45 | 1/3 | 0 | 2 | 2 | 0 | 0 |
| Totals | 15 | 45/11/56 | 1.5/4 | 0 | 3 | 2 | 0 | 0 |



Jared BARBER

Height: 6-0 | Weight: 232 | Class: Redshirt Senior
Last School: Davie | Hometown: Mocksville, N.C.

2015 Notes

- ▶ Played in 33 games and started 14
- ▶ Returned after missing the entire 2014 season with a knee injury suffered in 2013 against Texas
- ▶ Missed Liberty game after sustaining shoulder injury against Georgia Southern
- ▶ Had 1.5 tackles for loss of five yards and totalled three tackles vs. Georgia Southern.

2015 Game-By-Game

| Opponent | UT/AT/TT | TFL | Sacks | FF | FR | Int | PBU |
|--------------|--------------|-------|-------|----|----|-----|-----|
| Ga. Southern | 2/1/3 | 1.5/5 | 0 | 0 | 0 | 0 | 0 |
| Liberty | Did Not Play | | | | | | |
| Maryland | 0/0/0 | 0 | 0 | 0 | 0 | 0 | 0 |
| Oklahoma | 0/0/0 | 0 | 0 | 0 | 0 | 0 | 0 |
| Oklahoma St. | 0/0/0 | 0 | 0 | 0 | 0 | 0 | 0 |
| Baylor | 0/0/0 | 0 | 0 | 0 | 0 | 0 | 0 |
| TCU | 0/0/0 | 0 | 0 | 0 | 0 | 0 | 0 |
| Texas Tech | 0/0/0 | 0 | 0 | 0 | 0 | 0 | 0 |
| Texas | 0/0/0 | 0 | 0 | 0 | 0 | 0 | 0 |
| Kansas | 0/0/0 | 0 | 0 | 0 | 0 | 0 | 0 |
| Iowa State | 0/0/0 | 0 | 0 | 0 | 0 | 0 | 0 |
| Kansas State | 0/0/0 | 0 | 0 | 0 | 0 | 0 | 0 |

2015 Season-Game Bests

Unassisted Tackles.....2 vs. Georgia Southern
 Assisted Tackles.....1 vs. Georgia Southern
 Total Tackles.....3 vs. Georgia Southern
 Tackles For Loss.....1.5 vs. Georgia Southern
 Sacks
 Forced Fumbles.....
 Fumble Recoveries.....
 Interceptions.....
 Pass Breakups

Career Highs

Unassisted Tackles.....8 at Baylor (13); vs. Texas ('13)
 Assisted Tackles.....6 vs. Texas ('13)
 Total Tackles.....14 vs. Texas ('13)
 Tackles For Loss.....2 vs. Kansas State ('12)
 Sacks 1 vs. Kansas State ('12)
 Forced Fumbles..... 1 vs. Texas ('13)
 Fumble Recoveries..... 1 vs. TCU ('12); 1 at TCU ('13)
 Interceptions.....
 Pass Breakups2 vs. Clemson ('11)

Barber's Defensive Statistics

| Year | GP | T/A/TT | TFL | Sacks | INT | PB | FF | FR |
|--------|----|-----------|--------|-------|-----|----|----|----|
| 2015 | 1 | 2/1/3 | 1.5/5 | 0 | 0 | 0 | 0 | 0 |
| 2013 | 10 | 43/28/71 | 5/14 | 0 | 0 | 2 | 1 | 1 |
| 2012 | 10 | 18/16/34 | 2.5/13 | 1/9 | 0 | 1 | 0 | 1 |
| 2011 | 12 | 13/10/23 | 2/6 | 0 | 0 | 3 | 0 | 0 |
| Totals | 33 | 76/55/131 | 9.5/33 | 1/9 | 0 | 6 | 1 | 2 |



Al-Rasheed BENTON

Height: 6-1 | Weight: 235 | Class: Redshirt Sophomore
Last School: Shabazz | Hometown: Newark, N.J.

2015 Notes

- ▶ Has played in 15 career games with one start
- ▶ Earned first start against Liberty
- ▶ Named WVU Defensive Player of the Game after finishing with seven tackles, including five solo and two TFLs
- ▶ Had two tackles, including one TFL vs. Georgia Southern

2015 Game-By-Game

| Opponent | UT/AT/TT | TFL | Sacks | FF | FR | Int | PBU |
|--------------|----------|-----|-------|----|----|-----|-----|
| Ga. Southern | 2/0/2 | 1/3 | 0 | 0 | 0 | 0 | 0 |
| Liberty | 5/2/7 | 2/4 | 0 | 0 | 0 | 0 | 0 |
| Maryland | 0/0/0 | 0 | 0 | 0 | 0 | 0 | 0 |
| Oklahoma | 0/0/0 | 0 | 0 | 0 | 0 | 0 | 0 |
| Oklahoma St. | 0/0/0 | 0 | 0 | 0 | 0 | 0 | 0 |
| Baylor | 0/0/0 | 0 | 0 | 0 | 0 | 0 | 0 |
| TCU | 0/0/0 | 0 | 0 | 0 | 0 | 0 | 0 |
| Texas Tech | 0/0/0 | 0 | 0 | 0 | 0 | 0 | 0 |
| Texas | 0/0/0 | 0 | 0 | 0 | 0 | 0 | 0 |
| Kansas | 0/0/0 | 0 | 0 | 0 | 0 | 0 | 0 |
| Iowa State | 0/0/0 | 0 | 0 | 0 | 0 | 0 | 0 |
| Kansas State | 0/0/0 | 0 | 0 | 0 | 0 | 0 | 0 |
| Totals | 7/2/9 | 3/7 | 0 | 0 | 0 | 0 | 0 |

2015 Season-Game Bests

Unassisted Tackles.....5 vs. Liberty
 Assisted Tackles.....2 vs. Liberty
 Total Tackles.....7 vs. Liberty
 Tackles For Loss.....2.0 vs. Georgia Southern
 Sacks
 Forced Fumbles.....
 Fumble Recoveries.....
 Interceptions.....
 Pass Breakups

Career Highs

Unassisted Tackles.....5 vs. Liberty ('15)
 Assisted Tackles.....2 vs. Liberty ('15); Towson ('14)
 Total Tackles.....7 vs. Liberty ('15)
 Tackles For Loss.....2.0 vs. Georgia Southern ('15)
 Sacks
 Forced Fumbles.....
 Fumble Recoveries.....
 Interceptions.....
 Pass Breakups

Benton's Defensive Statistics

| Year | GP | T/A/TT | TFL | Sacks | INT | PB | FF | FR |
|--------|----|---------|-----|-------|-----|----|----|----|
| 2015 | 2 | 7/2/9 | 3/7 | 0 | 0 | 0 | 0 | 0 |
| 2014 | 13 | 3/3/6 | 0 | 0 | 0 | 0 | 0 | 0 |
| Totals | 15 | 10/5/15 | 3/7 | 0 | 0 | 0 | 0 | 0 |



Christian **BROWN**

Height: 6-2 | **Weight:** 290 | **Class:** Redshirt Junior
Last School: Bridgeton (NJ) | **Hometown:** Fort Myers, Fla.

2015 Notes

- ▶ Has played in 28 career games with three starts
- ▶ Recorded one tackle for loss vs. Liberty
- ▶ Had four tackles, three solo, vs. Georgia Southern

2015 Game-By-Game

| Opponent | UT/AT/TT | TFL | Sacks | FF | FR | Int | PBU |
|--------------|----------|-------|-------|----|----|-----|-----|
| Ga. Southern | 3/1/4 | 0 | 0 | 0 | 0 | 0 | 0 |
| Liberty | 2/0/2 | 1.0/2 | 0 | 0 | 0 | 0 | 0 |
| Maryland | 0/0/0 | 0 | 0 | 0 | 0 | 0 | 0 |
| Oklahoma | 0/0/0 | 0 | 0 | 0 | 0 | 0 | 0 |
| Oklahoma St. | 0/0/0 | 0 | 0 | 0 | 0 | 0 | 0 |
| Baylor | 0/0/0 | 0 | 0 | 0 | 0 | 0 | 0 |
| TCU | 0/0/0 | 0 | 0 | 0 | 0 | 0 | 0 |
| Texas Tech | 0/0/0 | 0 | 0 | 0 | 0 | 0 | 0 |
| Texas | 0/0/0 | 0 | 0 | 0 | 0 | 0 | 0 |
| Kansas | 0/0/0 | 0 | 0 | 0 | 0 | 0 | 0 |
| Iowa State | 0/0/0 | 0 | 0 | 0 | 0 | 0 | 0 |
| Kansas State | 0/0/0 | 0 | 0 | 0 | 0 | 0 | 0 |

2015 Season-Game Bests

Unassisted Tackles..... 3 vs. Georgia Southern
 Assisted Tackles..... 1 vs. Georgia Southern
 Total Tackles..... 4 vs. Georgia Southern
 Tackles For Loss..... 1.0 vs. Liberty
 Sacks
 Forced Fumbles.....
 Fumble Recoveries.....
 Interceptions.....
 Pass Breakups

Career Highs

Unassisted Tackles..... 5 vs. Texas A&M ('14)
 Assisted Tackles..... 2 (4 times)
 Total Tackles..... 7 vs. Texas A&M ('14)
 Tackles For Loss..... 1.0 (3 times)
 Sacks.....
 Forced Fumbles..... 1 vs. Oklahoma ('12)
 Fumble Recoveries.....
 Interceptions.....
 Pass Breakups 1 at Maryland ('14)

Brown's Defensive Statistics

| Year | GP | T/A/TT | TFL | Sacks | INT | PB | FF | FR |
|--------|----|----------|-----|-------|-----|----|----|----|
| 2015 | 2 | 5/1/6 | 0 | 0 | 0 | 0 | 0 | 0 |
| 2014 | 12 | 13/8/21 | 0 | 0 | 0 | 1 | 0 | 0 |
| 2013 | 4 | 1/2/3 | 0 | 0 | 0 | 0 | 0 | 0 |
| 2012 | 10 | 7/3/10 | 2/2 | 0 | 0 | 0 | 1 | 0 |
| Totals | 28 | 26/14/40 | 2/2 | 0 | 0 | 1 | 1 | 0 |



Isaiah **BRUCE**

Height: 6-1 | **Weight:** 238 | **Class:** Redshirt Senior
Last School: Providence | **Hometown:** Jacksonville, Fla.

2015 Notes

- ▶ Has played 39 career games and started 20

2015 Game-By-Game

| Opponent | UT/AT/TT | TFL | Sacks | FF | FR | Int | PBU |
|--------------|----------|-----|-------|----|----|-----|-----|
| Ga. Southern | 0 | 0 | 0 | 0 | 0 | 0 | 0 |
| Liberty | 0 | 0 | 0 | 0 | 0 | 0 | 0 |
| Maryland | | | | | | | |
| Oklahoma | | | | | | | |
| Oklahoma St. | | | | | | | |
| Baylor | | | | | | | |
| TCU | | | | | | | |
| Texas Tech | | | | | | | |
| Texas | | | | | | | |
| Kansas | | | | | | | |
| Iowa State | | | | | | | |
| Kansas State | | | | | | | |

2015 Season-Game Bests

Unassisted Tackles.....
 Assisted Tackles.....
 Total Tackles.....
 Tackles For Loss.....
 Sacks
 Forced Fumbles.....
 Fumble Recoveries.....
 Interceptions.....
 Pass Breakups

Career Highs

Unassisted Tackles..... 7 (3 times)
 Assisted Tackles..... 9 vs. Marshall ('12)
 Total Tackles..... 16 vs. Marshall ('12)
 Tackles For Loss..... 2 (3 times)
 Sacks..... 0.5 vs. JMU ('12)
 Forced Fumbles..... 1 (3 times)
 Fumble Recoveries..... 1 (4 times)
 Interceptions..... 1 vs. TCU ('12), Syracuse ('12)
 Pass Breakups 1 (4 times)

Bruce's Defensive Statistics

| Year | GP | T/A/TT | TFL | Sacks | INT | PB | FF | FR |
|--------|----|-----------|---------|-------|------|----|----|----|
| 2015 | 2 | 0/0/0 | 0 | 0 | 0 | 0 | 0 | 0 |
| 2014 | 13 | 11/4/15 | 3.5/11 | 0 | 0 | 1 | 0 | 0 |
| 2013 | 11 | 26/17/43 | 5/18 | 0 | 0 | 0 | 3 | 2 |
| 2012 | 13 | 51/43/94 | 6.5/17 | 0.5/1 | 2/12 | 3 | 0 | 2 |
| Totals | 39 | 88/64/152 | 15.5/46 | 0.5/1 | 2/12 | 4 | 3 | 4 |



Terrell **CHESTNUT**

Height: 5-11 | **Weight:** 193 | **Class:** Redshirt Senior
Last School: Pottsgrove | **Hometown:** Pottstown, Pa.

2015 Notes

- ▶ Has played in 30 career games and started 17
- ▶ Posted three tackles and one pass breakup vs. Liberty
- ▶ Tied a career-high with five solo tackles vs. Ga. Southern

2015 Game-By-Game

| Opponent | UT/AT/TT | TFL | Sacks | FF | FR | Int | PBU |
|--------------|----------|-----|-------|----|----|-----|-----|
| Ga. Southern | 5/0/5 | 0 | 0 | 0 | 0 | 0 | 0 |
| Liberty | 2/1/3 | 0 | 0 | 0 | 0 | 0 | 1 |
| Maryland | | | | | | | |
| Oklahoma | | | | | | | |
| Oklahoma St. | | | | | | | |
| Baylor | | | | | | | |
| TCU | | | | | | | |
| Texas Tech | | | | | | | |
| Texas | | | | | | | |
| Kansas | | | | | | | |
| Iowa State | | | | | | | |
| Kansas State | | | | | | | |

2015 Season-Game Bests

Unassisted Tackles..... 5 vs. Georgia Southern
 Assisted Tackles..... 1 vs. Liberty
 Total Tackles..... 5 vs. Georgia Southern
 Tackles For Loss.....
 Sacks
 Forced Fumbles.....
 Fumble Recoveries.....
 Interceptions.....
 Pass Breakups 1 vs. Liberty

Career Highs

Unassisted Tackles..... 5, twice, MR: vs. Georgia Southern ('15)
 Assisted Tackles..... 3 vs. Alabama ('14); at Maryland ('14)
 Total Tackles..... 6 at Maryland ('14); vs. Oklahoma ('14)
 Tackles For Loss..... 1 vs. Kansas ('12)
 Sacks.....
 Forced Fumbles..... 1 vs. Texas Tech ('13); vs. TCU ('14)
 Fumble Recoveries..... 1 vs. TCU ('14)
 Interceptions..... 1 at Iowa State ('14)
 Pass Breakups 2 at Texas ('14); vs. Texas A&M ('14)

Chestnut's Defensive Statistics

| Year | GP | T/A/TT | TFL | Sacks | INT | PB | FF | FR |
|--------|----|----------|-----|-------|-----|----|----|----|
| 2015 | 2 | 7/1/8 | 0 | 0 | 0 | 1 | 0 | 0 |
| 2014 | 12 | 25/10/35 | 0 | 0 | 1 | 7 | 0 | 1 |
| 2013 | 10 | 7/3/10 | 0 | 0 | 0 | 0 | 1 | 0 |
| 2012 | 6 | 3/3/6 | 1/4 | 0 | 0 | 2 | 0 | 0 |
| Totals | 30 | 42/17/59 | 1/4 | 0 | 1 | 10 | 1 | 1 |



KJDILLON

Height: 6-1 | Weight: 209 | Class: Senior
Last School: Apopka | Hometown: Apopka, Fla.

2015 Notes

- ▶ Has played in 37 career games and started 18
- ▶ Tied for No. 24 nationally, tied for third in the Big 12, with 0.5 fumbles forced
- ▶ Had four tackles, assisted on one tackle for loss and had one pass breakup vs. Georgia Southern

2015 Game-By-Game

| Opponent | UT/AT/TT | TFL | Sacks | FF | FR | Int | PBU |
|--------------|----------|-------|-------|----|----|-----|-----|
| Ga. Southern | 2/2/4 | 0.5/1 | 0 | 0 | 0 | 0 | 1 |
| Liberty | 0/1/1 | 0 | 0 | 0 | 0 | 0 | 0 |
| Maryland | | | | | | | |
| Oklahoma | | | | | | | |
| Oklahoma St. | | | | | | | |
| Baylor | | | | | | | |
| TCU | | | | | | | |
| Texas Tech | | | | | | | |
| Texas | | | | | | | |
| Kansas | | | | | | | |
| Iowa State | | | | | | | |
| Kansas State | | | | | | | |

2015 Season-Game Bests

| | |
|-------------------------|--------------------------|
| Unassisted Tackles..... | 2 vs. Georgia Southern |
| Assisted Tackles..... | 2 vs. Georgia Southern |
| Total Tackles..... | 4 vs. Georgia Southern |
| Tackles For Loss..... | 0.5 vs. Georgia Southern |
| Sacks..... | 0.5 vs. Towson |
| Forced Fumbles..... | 1 at Texas Tech ('12) |
| Fumble Recoveries..... | 1 vs. Maryland ('13) |
| Interceptions..... | 1 (3 times) |
| Pass Breakups..... | 1 vs. Georgia Southern |

Career Highs

| | |
|-------------------------|----------------------------|
| Unassisted Tackles..... | 7 vs. Kansas State ('14) |
| Assisted Tackles..... | 3 vs. JMU ('12) |
| Total Tackles..... | 8 vs. Kansas State ('14) |
| Tackles For Loss..... | 2.5 vs. Kansas State ('14) |
| Sacks..... | 0.5 vs. Towson |
| Forced Fumbles..... | 1 at Texas Tech ('12) |
| Fumble Recoveries..... | 1 vs. Maryland ('13) |
| Interceptions..... | 1 (3 times) |
| Pass Breakups..... | 2 (3 times) |

Dillon's Defensive Statistics

| Year | GP | T/A/IT | TFL | Sacks | INT | PB | FF | FR |
|--------|----|-----------|--------|-------|-----|----|----|----|
| 2015 | 2 | 2/3/5 | 0.5/1 | 0 | 0 | 1 | 0 | 0 |
| 2014 | 13 | 43/19/62 | 7.5/18 | 0.5/4 | 3 | 7 | 0 | 0 |
| 2013 | 9 | 23/5/28 | 3/8 | 0 | 0 | 6 | 0 | 1 |
| 2012 | 13 | 14/6/20 | 0 | 0 | 0 | 0 | 1 | 0 |
| Totals | 37 | 82/33/115 | 11/27 | 0.5/4 | 3 | 14 | 1 | 1 |



JarrodHARPER

Height: 6-1 | Weight: 211 | Class: Redshirt Senior
Last School: Mountain Ridge | Hometown: Frostburg, Md.

2015 Notes

- ▶ Has played in 27 career games
- ▶ Three tackles against Georgia Southern

2015 Game-By-Game

| Opponent | UT/AT/TT | TFL | Sacks | FF | FR | Int | PBU |
|--------------|----------|-------|-------|----|----|-----|-----|
| Ga. Southern | 2/1/3 | 1.0/2 | 0 | 0 | 0 | 0 | 0 |
| Liberty | 0/0/0 | 0 | 0 | 0 | 0 | 0 | 0 |
| Maryland | | | | | | | |
| Oklahoma | | | | | | | |
| Oklahoma St. | | | | | | | |
| Baylor | | | | | | | |
| TCU | | | | | | | |
| Texas Tech | | | | | | | |
| Texas | | | | | | | |
| Kansas | | | | | | | |
| Iowa State | | | | | | | |
| Kansas State | | | | | | | |

2015 Season-Game Bests

| | |
|-------------------------|--------------------------|
| Unassisted Tackles..... | 2 vs. Georgia Southern |
| Assisted Tackles..... | 1 vs. Georgia Southern |
| Total Tackles..... | 3 vs. Georgia Southern |
| Tackles For Loss..... | 1 vs. Georgia Southern |
| Sacks..... | 1.0 vs. Georgia Southern |
| Forced Fumbles..... | |
| Fumble Recoveries..... | |
| Interceptions..... | |
| Pass Breakups..... | |

Career Highs

| | |
|-------------------------|--|
| Unassisted Tackles..... | 3 at Kansas ('13) |
| Assisted Tackles..... | 2 at Kansas ('13) |
| Total Tackles..... | 5 at Kansas ('13) |
| Tackles For Loss..... | 1 vs. Towson ('14), vs. Ga. Southern ('15) |
| Sacks..... | 1 vs. Towson ('14) |
| Forced Fumbles..... | 1 at Kansas ('13) |
| Fumble Recoveries..... | |
| Interceptions..... | |
| Pass Breakups..... | |

Harper's Defensive Statistics

| Year | GP | T/A/IT | TFL | Sacks | INT | PB | FF | FR |
|--------|----|---------|------|-------|-----|----|----|----|
| 2015 | 2 | 2/1/3 | 1/2 | 0 | 0 | 0 | 0 | 0 |
| 2014 | 13 | 9/4/13 | 1/9 | 1/9 | 0 | 0 | 0 | 0 |
| 2013 | 12 | 6/4/10 | 0 | 0 | 0 | 0 | 1 | 0 |
| Totals | 27 | 17/9/26 | 2/11 | 1/9 | 0 | 0 | 1 | 0 |



KarlJOSEPH

Height: 5-11 | Weight: 200 | Class: Senior
Last School: Edgewater | Hometown: Orlando, Fla.

2015 Notes

- ▶ Has started all 40 games of his career
- ▶ Ranks No. 1 nationally with three interceptions, No. 10 nationally with one fumble recovery, tied for No. 7 in the Big 12 with 10 solo tackles
- ▶ Ranks No. 32 nationally and tied for No. 2 in the Big 12 in passes defended (1.5 per game)
- ▶ Recorded three solo tackles against Liberty
- ▶ Named FWAA National Player of the Week for performance against Georgia Southern; also Jim Thorpe National and Big 12 Defensive Player of the Week
- ▶ Had a career-best three interceptions and led the team with eight tackles, seven solo vs. Georgia Southern
- ▶ First WVU player since 1994 to have three interceptions in a game and third all-time to have three in a quarter

2015 Game-By-Game

| Opponent | UT/AT/TT | TFL | Sacks | FF | FR | Int | PBU |
|--------------|----------|-----|-------|----|----|-----|-----|
| Ga. Southern | 7/1/8 | 0 | 0 | 0 | 1 | 3/0 | 0 |
| Liberty | 3/0/3 | 0 | 0 | 0 | 0 | 0 | 0 |
| Maryland | | | | | | | |
| Oklahoma | | | | | | | |
| Oklahoma St. | | | | | | | |
| Baylor | | | | | | | |
| TCU | | | | | | | |
| Texas Tech | | | | | | | |
| Texas | | | | | | | |
| Kansas | | | | | | | |
| Iowa State | | | | | | | |
| Kansas State | | | | | | | |

2015 Season-Game Bests

| | |
|-------------------------|------------------------|
| Unassisted Tackles..... | 7 vs. Georgia Southern |
| Assisted Tackles..... | 1 vs. Georgia Southern |
| Total Tackles..... | 8 vs. Georgia Southern |
| Tackles For Loss..... | |
| Sacks..... | |
| Forced Fumbles..... | |
| Fumble Recoveries..... | 1 vs. Georgia Southern |
| Interceptions..... | 3 vs. Georgia Southern |
| Pass Breakups..... | |

Career Highs

| | |
|-------------------------|---|
| Unassisted Tackles..... | 12 at ISU ('12), at K-State ('13) |
| Assisted Tackles..... | 7 vs. Alabama ('14) |
| Total Tackles..... | 18 vs. Alabama ('14) |
| Tackles For Loss..... | 2 (3 times) |
| Sacks..... | 1 vs. Maryland ('12) |
| Forced Fumbles..... | 1 (8 times) |
| Fumble Recoveries..... | 1 (6 times) |
| Interceptions..... | 3 vs. Georgia Southern ('15) |
| Pass Breakups..... | 2 vs. Oklahoma State ('13), at Iowa State ('14) |

Joseph's Defensive Statistics

| Year | GP | T/A/IT | TFL | Sacks | INT | PB | FF | FR |
|--------|----|------------|---------|-------|------|----|----|----|
| 2015 | 2 | 10/1/11 | 0 | 0 | 3/0 | 0 | 0 | 1 |
| 2014 | 13 | 62/30/92 | 4.5/11 | 0 | 0 | 1 | 3 | 0 |
| 2013 | 12 | 56/12/68 | 3/11 | 0 | 1/11 | 4 | 2 | 4 |
| 2012 | 13 | 76/28/104 | 7/25 | 1/12 | 2/22 | 6 | 3 | 1 |
| Totals | 40 | 204/71/275 | 13.5/47 | 1/12 | 6/33 | 11 | 8 | 6 |



Eric KINSEY

Height: 6-3 | **Weight:** 280 | **Class:** Senior
Last School: Miami Northwestern | **Hometown:** Miami, Fla.

2015 Notes

- ▶ Has played in 34 career games and started four
- ▶ Posted a career-best five tackles vs. Georgia Southern

2015 Game-By-Game

| Opponent | UT/AT/TT | TFL | Sacks | FF | FR | Int | PBU |
|--------------|----------|-------|-------|----|----|-----|-----|
| Ga. Southern | 1/4/5 | 0.5/2 | 0 | 0 | 0 | 0 | 0 |
| Liberty | 0/0/0 | 0 | 0 | 0 | 0 | 0 | 0 |
| Maryland | | | | | | | |
| Oklahoma | | | | | | | |
| Oklahoma St. | | | | | | | |
| Baylor | | | | | | | |
| TCU | | | | | | | |
| Texas Tech | | | | | | | |
| Texas | | | | | | | |
| Kansas | | | | | | | |
| Iowa State | | | | | | | |
| Kansas State | | | | | | | |

2015 Season-Game Bests

| | |
|-------------------------|--------------------------|
| Unassisted Tackles..... | 1 vs. Georgia Southern |
| Assisted Tackles..... | 4 vs. Georgia Southern |
| Total Tackles..... | 5 vs. Georgia Southern |
| Tackles For Loss..... | 0.5 vs. Georgia Southern |
| Sacks..... | |
| Forced Fumbles..... | |
| Fumble Recoveries..... | |
| Interceptions..... | |
| Pass Breakups..... | |

Career Highs

| | |
|-------------------------|------------------------------|
| Unassisted Tackles..... | 2 (4 times) |
| Assisted Tackles..... | 4 vs. Georgia Southern ('15) |
| Total Tackles..... | 5 vs. Georgia Southern ('15) |
| Tackles For Loss..... | 1 (3 times) |
| Sacks..... | 1 vs. Iowa State ('13) |
| Forced Fumbles..... | |
| Fumble Recoveries..... | |
| Interceptions..... | |
| Pass Breakups..... | 1 (3 times) |

Kinsey's Defensive Statistics

| Year | GP | T/A/TT | TFL | Sacks | INT | PB | FF | FR |
|--------|----|----------|--------|-------|-----|----|----|----|
| 2015 | 2 | 1/4/5 | 0.5/2 | 0 | 0 | 0 | 0 | 0 |
| 2014 | 9 | 2/3/5 | 1/7 | 0 | 0 | 0 | 0 | 0 |
| 2013 | 10 | 8/7/15 | 3/8 | 1 | 0 | 1 | 0 | 0 |
| 2012 | 13 | 2/2/4 | 0 | 0 | 0 | 2 | 0 | 0 |
| Totals | 34 | 13/16/29 | 4.5/17 | 1 | 0 | 3 | 0 | 0 |



Nick KWIATKOSKI

Height: 6-2 | **Weight:** 238 | **Class:** Redshirt Senior
Last School: Bethel Park | **Hometown:** Bethel Park, Pa.

2015 Notes

- ▶ Has played in 37 career games and started 26
- ▶ Tied for No. 7 in the Big 12 with 5.0 solo tackles per game
- ▶ Ranks No. 19 in the Big 12 in tackles for loss
- ▶ Posted seven tackles, five solo with one tackle for loss for four yards vs. Liberty
- ▶ Had seven tackles and 1.5 tackles for loss vs. Georgia Southern

2015 Game-By-Game

| Opponent | UT/AT/TT | TFL | Sacks | FF | FR | Int | PBU |
|--------------|----------|-------|-------|----|----|-----|-----|
| Ga. Southern | 5/2/7 | 1.5/7 | 0 | 0 | 0 | 0 | 0 |
| Liberty | 5/2/7 | 1.0/4 | 0 | 0 | 0 | 0 | 0 |
| Maryland | | | | | | | |
| Oklahoma | | | | | | | |
| Oklahoma St. | | | | | | | |
| Baylor | | | | | | | |
| TCU | | | | | | | |
| Texas Tech | | | | | | | |
| Texas | | | | | | | |
| Kansas | | | | | | | |
| Iowa State | | | | | | | |
| Kansas State | | | | | | | |

2015 Season-Game Bests

| | |
|-------------------------|-------------------------------------|
| Unassisted Tackles..... | 5 vs. Georgia Southern, vs. Liberty |
| Assisted Tackles..... | 2 vs. Georgia Southern, vs. Liberty |
| Total Tackles..... | 7 vs. Georgia Southern, vs. Liberty |
| Tackles For Loss..... | 1.5 vs. Georgia Southern |
| Sacks..... | |
| Forced Fumbles..... | |
| Fumble Recoveries..... | |
| Interceptions..... | |
| Pass Breakups..... | |

Career Highs

| | |
|-------------------------|--|
| Unassisted Tackles..... | 10 at Maryland ('14) |
| Assisted Tackles..... | 8 vs. Iowa State ('13) |
| Total Tackles..... | 14 vs. Iowa State ('13) |
| Tackles For Loss..... | 3 at Maryland ('14) |
| Sacks..... | 1 vs. GSU ('13), at KSU ('13) |
| Forced Fumbles..... | 1 vs. GSU ('13), at KSU ('13) |
| Fumble Recoveries..... | 1 at Kansas ('13) |
| Interceptions..... | 1 (3 times) |
| Pass Breakups..... | 2 at Maryland ('14); at Iowa State ('14) |

Kwiatkoski's Defensive Statistics

| Year | GP | T/A/TT | TFL | Sacks | INT | PB | FF | FR |
|--------|----|------------|---------|-------|-----|----|----|----|
| 2015 | 2 | 10/4/14 | 2.5/11 | 0 | 0 | 0 | 0 | 0 |
| 2014 | 13 | 71/32/103 | 11.5/25 | 0.5 | 0 | 4 | 0 | 0 |
| 2013 | 10 | 54/32/86 | 6.5/20 | 2 | 3 | 0 | 2 | 1 |
| 2012 | 12 | 17/11/28 | 0 | 0 | 0 | 3 | 0 | 0 |
| Totals | 37 | 152/79/231 | 19.5/56 | 2.5 | 3 | 7 | 2 | 1 |



Noble NWACHUKWU

Height: 6-2 | **Weight:** 271 | **Class:** Redshirt Junior
Last School: Wylie | **Hometown:** Wylie, Texas

2015 Notes

- ▶ Has played in 24 career games and started 15
- ▶ Ranks No. 24 nationally and tied for No. 2 in the Big 12 with one forced fumble
- ▶ Recorded three tackles vs. Liberty
- ▶ Had one sack for a loss of four yards and forced a fumble vs. Georgia Southern

2015 Game-By-Game

| Opponent | UT/AT/TT | TFL | Sacks | FF | FR | Int | PBU |
|--------------|----------|-----|-------|----|----|-----|-----|
| Ga. Southern | 1/0/1 | 1/4 | 1/4 | 1 | 0 | 0 | 0 |
| Liberty | 2/1/3 | 0 | 0 | 0 | 0 | 0 | 0 |
| Maryland | | | | | | | |
| Oklahoma | | | | | | | |
| Oklahoma St. | | | | | | | |
| Baylor | | | | | | | |
| TCU | | | | | | | |
| Texas Tech | | | | | | | |
| Texas | | | | | | | |
| Kansas | | | | | | | |
| Iowa State | | | | | | | |
| Kansas State | | | | | | | |

2015 Season-Game Bests

| | |
|-------------------------|------------------------|
| Unassisted Tackles..... | 2 vs. Liberty |
| Assisted Tackles..... | 1 vs. Liberty |
| Total Tackles..... | 3 vs. Liberty |
| Tackles For Loss..... | 1 vs. Georgia Southern |
| Sacks..... | 1 vs. Georgia Southern |
| Forced Fumbles..... | 1 vs. Georgia Southern |
| Fumble Recoveries..... | 1 vs. Georgia Southern |
| Interceptions..... | |
| Pass Breakups..... | |

Career Bests

| | |
|-------------------------|--|
| Unassisted Tackles..... | 4 at Texas ('14) |
| Assisted Tackles..... | 5 vs. Alabama ('14) |
| Total Tackles..... | 5 vs. Alabama ('14); at Texas ('14) |
| Tackles For Loss..... | 2 at Texas ('14) |
| Sacks..... | 1.5 vs. Texas A&M ('14) |
| Forced Fumbles..... | 1 vs. Iowa St. ('13), vs. Ga. Southern ('15) |
| Fumble Recoveries..... | |
| Interceptions..... | |
| Pass Breakups..... | 1 (3 times) |

Nwachukwu's Defensive Statistics

| Year | GP | T/A/TT | TFL | Sacks | INT | PB | FF | FR |
|--------|----|----------|-------|-------|-----|----|----|----|
| 2015 | 2 | 3/1/4 | 1/4 | 1/4 | 0 | 0 | 1 | 0 |
| 2014 | 13 | 21/13/34 | 8/30 | 2/16 | 0 | 4 | 0 | 0 |
| 2013 | 9 | 4/1/5 | 1/8 | 1/8 | 0 | 0 | 1 | 0 |
| Totals | 24 | 28/15/43 | 10/42 | 4/28 | 0 | 4 | 2 | 0 |



Shaq PETTEWAY

Height: 6-0 | Weight: 232 | Class: Redshirt Senior
Last School: Steubenville | Hometown: Stubenville, Ohio

2015 Notes

- ▶ Played in 40 career games and has three starts
- ▶ Had three tackles, all solo, vs. Liberty
- ▶ Had four tackles vs. Georgia Southern

2015 Game-By-Game

| Opponent | UT/AT/TT | TFL | Sacks | FF | FR | Int | PBU |
|--------------|----------|-----|-------|----|----|-----|-----|
| Ga. Southern | 2/2/4 | 0 | 0 | 0 | 0 | 0 | 0 |
| Liberty | 3/0/3 | 0 | 0 | 0 | 0 | 0 | 0 |
| Maryland | | | | | | | |
| Oklahoma | | | | | | | |
| Oklahoma St. | | | | | | | |
| Baylor | | | | | | | |
| TCU | | | | | | | |
| Texas Tech | | | | | | | |
| Texas | | | | | | | |
| Kansas | | | | | | | |
| Iowa State | | | | | | | |
| Kansas State | | | | | | | |

2015 Season-Game Bests

Unassisted Tackles.....3 vs. Liberty
 Assisted Tackles.....2 vs. Georgia Southern
 Total Tackles.....4 vs. Georgia Southern
 Tackles For Loss.....4 vs. Georgia Southern
 Sacks1.5 vs. TCU ('12)
 Forced Fumbles.....1 vs. TCU ('12)
 Fumble Recoveries.....1 vs. TCU ('12)
 Interceptions.....1 vs. TCU ('12)
 Pass Breakups.....2 vs. Oklahoma ('12)

Career Bests

Unassisted Tackles.....6 vs. TCU ('12)
 Assisted Tackles.....5 at Iowa State ('14)
 Total Tackles.....10 vs. TCU ('12)
 Tackles For Loss.....1.5 vs. TCU ('12)
 Sacks.....1.5 vs. TCU ('12)
 Forced Fumbles.....1 vs. TCU ('12)
 Fumble Recoveries.....1 vs. TCU ('12)
 Pass Breakups.....2 vs. Oklahoma ('12)

Petteway's Defensive Statistics

| Year | GP | T/A/TT | TFL | Sacks | INT | PB | FF | FR |
|--------|----|----------|--------|--------|-----|----|----|----|
| 2015 | 2 | 5/2/7 | 0 | 0 | 0 | 0 | 0 | 0 |
| 2014 | 13 | 32/7/39 | 4/10 | 1/4 | 0 | 1 | 0 | 0 |
| 2012 | 13 | 26/16/42 | 4.5/17 | 1.5/14 | 0 | 3 | 0 | 0 |
| 2011 | 12 | 5/3/8 | 0 | 0 | 0 | 0 | 0 | 0 |
| Totals | 40 | 68/28/94 | 8.5/27 | 2/18 | 0 | 4 | 0 | 0 |



Kyle ROSE

Height: 6-4 | Weight: 295 | Class: Redshirt Senior
Last School: Centerville | Hometown: Centerville, Ohio

2015 Notes

- ▶ Has played in 39 career games and started 21
- ▶ Had six solo tackles vs. Liberty
- ▶ Posted six tackles, third on the team, vs. Georgia Southern

2015 Game-By-Game

| Opponent | UT/AT/TT | TFL | Sacks | FF | FR | Int | PBU |
|--------------|----------|-----|-------|----|----|-----|-----|
| Ga. Southern | 3/3/6 | 0 | 0 | 0 | 0 | 0 | 0 |
| Liberty | 6/0/6 | 0 | 0 | 0 | 0 | 0 | 0 |
| Maryland | | | | | | | |
| Oklahoma | | | | | | | |
| Oklahoma St. | | | | | | | |
| Baylor | | | | | | | |
| TCU | | | | | | | |
| Texas Tech | | | | | | | |
| Texas | | | | | | | |
| Kansas | | | | | | | |
| Iowa State | | | | | | | |
| Kansas State | | | | | | | |

2015 Season-Game Bests

Unassisted Tackles.....6 vs. Liberty
 Assisted Tackles.....3 vs. Georgia Southern
 Total Tackles.....6 vs. Georgia Southern, vs. Liberty
 Tackles For Loss.....6 vs. Georgia Southern, vs. Liberty
 Sacks1 vs. Georgia State ('13)
 Forced Fumbles.....1 vs. Georgia State ('13)
 Fumble Recoveries.....1 vs. Texas ('13)
 Interceptions.....1 vs. Texas ('13)
 Pass Breakups.....1 (3 times)

Career Highs

Unassisted Tackles.....6 vs. Liberty ('15)
 Assisted Tackles.....5 at TCU ('13), vs. Iowa State ('13)
 Total Tackles.....7 at TCU ('13)
 Tackles For Loss.....2 at Oklahoma ('13)
 Sacks1 vs. Georgia State ('13)
 Forced Fumbles.....1 at Texas Tech ('12)
 Fumble Recoveries.....1 vs. Texas ('13)
 Interceptions.....1 vs. Texas ('13)
 Pass Breakups.....1 (3 times)

Rose's Defensive Statistics

| Year | GP | T/A/TT | TFL | Sacks | INT | PB | FF | FR |
|--------|----|-----------|--------|-------|-----|----|----|----|
| 2015 | 2 | 9/3/12 | 0 | 0 | 0 | 0 | 0 | 0 |
| 2014 | 13 | 19/16/35 | 1/1 | 0 | 0 | 0 | 0 | 0 |
| 2013 | 12 | 29/20/49 | 8.5/31 | 1/7 | 0 | 1 | 0 | 1 |
| 2012 | 13 | 14/11/25 | 0 | 0 | 0 | 2 | 0 | 0 |
| Totals | 40 | 71/50/127 | 9.5/32 | 1/7 | 0 | 3 | 0 | 1 |



Rick RUMPH III

Height: 5-11 | Weight: 185 | Class: Senior
Last School: Mainland | Hometown: Daytona Beach, Fla.

2015 Notes

- ▶ Has played in 33 career games
- ▶ Notched his first tackle of the year vs. Liberty

2015 Game-By-Game

| Opponent | UT/AT/TT | TFL | Sacks | FF | FR | Int | PBU |
|--------------|----------|-----|-------|----|----|-----|-----|
| Ga. Southern | 0 | 0 | 0 | 0 | 0 | 0 | 0 |
| Liberty | 1/0/1 | 0 | 0 | 0 | 0 | 0 | 0 |
| Maryland | | | | | | | |
| Oklahoma | | | | | | | |
| Oklahoma St. | | | | | | | |
| Baylor | | | | | | | |
| TCU | | | | | | | |
| Texas Tech | | | | | | | |
| Texas | | | | | | | |
| Kansas | | | | | | | |
| Iowa State | | | | | | | |
| Kansas State | | | | | | | |

2015 Season-Game Bests

Unassisted Tackles.....1 vs. Liberty
 Assisted Tackles.....1 vs. Liberty
 Total Tackles.....1 vs. Liberty
 Tackles For Loss.....1 vs. Liberty
 Sacks1 vs. Liberty
 Forced Fumbles.....1 vs. Liberty
 Fumble Recoveries.....1 vs. Liberty
 Interceptions.....1 vs. Liberty
 Pass Breakups.....1 vs. Liberty

Career Highs

Unassisted Tackles.....6 vs. Baylor ('14)
 Assisted Tackles.....3 at Oklahoma ('13)
 Total Tackles.....6 vs. Baylor ('14)
 Tackles For Loss.....6 vs. Baylor ('14)
 Sacks.....1 vs. Georgia State ('13)
 Forced Fumbles.....1 at Texas Tech ('12)
 Fumble Recoveries.....1 vs. Texas ('13)
 Interceptions.....1 vs. Kansas State ('14)
 Pass Breakups.....1 (3 times)

Rumph's Defensive Statistics

| Year | GP | T/A/TT | TFL | Sacks | INT | PB | FF | FR |
|--------|----|----------|-----|-------|-----|----|----|----|
| 2015 | 2 | 1/0/1 | 0 | 0 | 0 | 0 | 0 | 0 |
| 2014 | 13 | 17/5/22 | 0 | 0 | 1 | 0 | 0 | 0 |
| 2013 | 9 | 3/3/6 | 0 | 0 | 0 | 0 | 0 | 0 |
| 2012 | 9 | 6/3/9 | 0 | 0 | 0 | 0 | 0 | 1 |
| Totals | 32 | 27/11/38 | 0 | 0 | 1 | 0 | 0 | 1 |



Jeremy TYLER

Height: 5-11 | Weight: 206 | Class: Junior
Last School: Martin Luther King | Hometown: Lithonia, Ga.

2015 Notes

- ▶ Has played in 23 career games and started one
- ▶ Had four tackles vs. Georgia Southern

2015 Game-By-Game

| Opponent | UT/AT/TT | TFL | Sacks | FF | FR | Int | PBU |
|--------------|----------|-----|-------|----|----|-----|-----|
| Ga. Southern | 3/1/4 | 0 | 0 | 0 | 0 | 0 | 0 |
| Liberty | 0/0/0 | 0 | 0 | 0 | 0 | 0 | 0 |
| Maryland | | | | | | | |
| Oklahoma | | | | | | | |
| Oklahoma St. | | | | | | | |
| Baylor | | | | | | | |
| TCU | | | | | | | |
| Texas Tech | | | | | | | |
| Texas | | | | | | | |
| Kansas | | | | | | | |
| Iowa State | | | | | | | |
| Kansas State | | | | | | | |

2015 Season-Game Bests

| | |
|-------------------------|------------------------|
| Unassisted Tackles..... | 3 vs. Georgia Southern |
| Assisted Tackles..... | 1 vs. Georgia Southern |
| Total Tackles..... | 4 vs. Georgia Southern |
| Tackles For Loss..... | |
| Sacks | |
| Forced Fumbles..... | |
| Fumble Recoveries..... | |
| Interceptions..... | |
| Pass Breakups | |

Career Highs

| | |
|-------------------------|--------------------------|
| Unassisted Tackles..... | 7 vs. Iowa State ('13) |
| Assisted Tackles..... | 3 vs. Iowa State ('13) |
| Total Tackles..... | 10 vs. Iowa State ('13) |
| Tackles For Loss..... | 2.5 vs. Iowa State ('13) |
| Sacks..... | |
| Forced Fumbles..... | 1 vs. Iowa State ('13) |
| Fumble Recoveries..... | |
| Interceptions..... | |
| Pass Breakups | 1 vs. Iowa State ('13) |

Tyler's Defensive Statistics

| Year | GP | T/A/TT | TFL | Sacks | INT | PB | FF | FR |
|--------|----|---------|-----|-------|-----|----|----|----|
| 2015 | 2 | 3/1/4 | 0 | 0 | 0 | 0 | 0 | 0 |
| 2014 | 13 | 7/2/9 | 0 | 0 | 0 | 0 | 0 | 0 |
| 2013 | 8 | 12/5/17 | 3/8 | 0 | 0 | 1 | 1 | 0 |
| Totals | 23 | 22/8/30 | 3/8 | 0 | 0 | 1 | 1 | 0 |



Daryl WORLEY

Height: 6-2 | Weight: 202 | Class: Junior
Last School: William Penn Charter | Hometown: Philadelphia, Pa.

2015 Notes

- ▶ Has played in 24 career games and started 18
- ▶ Ranks No. 32 nationally and tied for No. 2 in the Big 12 with 1.5 passes defended per game
- ▶ Recorded three solo tackles and two pass breakups vs. Liberty

2015 Game-By-Game

| Opponent | UT/AT/TT | TFL | Sacks | FF | FR | Int | PBU |
|--------------|----------|-----|-------|----|----|-----|-----|
| Ga. Southern | 1/0/1 | 0 | 0 | 0 | 0 | 0 | 1 |
| Liberty | 3/0/3 | 0 | 0 | 0 | 0 | 0 | 2 |
| Maryland | | | | | | | |
| Oklahoma | | | | | | | |
| Oklahoma St. | | | | | | | |
| Baylor | | | | | | | |
| TCU | | | | | | | |
| Texas Tech | | | | | | | |
| Texas | | | | | | | |
| Kansas | | | | | | | |
| Iowa State | | | | | | | |
| Kansas State | | | | | | | |

2015 Season-Game Bests

| | |
|-------------------------|---------------|
| Unassisted Tackles..... | 3 vs. Liberty |
| Assisted Tackles..... | |
| Total Tackles..... | 3 vs. Liberty |
| Tackles For Loss..... | |
| Sacks | |
| Forced Fumbles..... | |
| Fumble Recoveries..... | |
| Interceptions..... | |
| Pass Breakups | 2 vs. Liberty |

Career Bests

| | |
|-------------------------|------------------------|
| Unassisted Tackles..... | 9 vs. Alabama ('14) |
| Assisted Tackles..... | 3 vs. Iowa State ('13) |
| Total Tackles..... | 11 vs. Alabama ('14) |
| Tackles For Loss..... | 1 (5 times) |
| Sacks | |
| Forced Fumbles..... | |
| Fumble Recoveries..... | |
| Interceptions..... | 1 (4 times) |
| Pass Breakups | 2 (3 times) |

Worley's Defensive Statistics

| Year | GP | T/A/TT | TFL | Sacks | INT | PB | FF | FR |
|--------|----|-----------|--------|-------|------|----|----|----|
| 2015 | 2 | 4/0/4 | 0 | 0 | 0 | 3 | 0 | 0 |
| 2014 | 11 | 44/8/52 | 4.5/13 | 0 | 3/13 | 4 | 0 | 0 |
| 2013 | 11 | 36/9/45 | 3/6 | 0 | 1/0 | 5 | 0 | 0 |
| Totals | 24 | 85/17/101 | 7.5/19 | 0 | 4/13 | 12 | 0 | 0 |



MOUNTAINEER SPECIAL TEAMS



Josh LAMBERT

Height: 5-11 | Weight: 212 | Class: Redshirt Junior
Last School: Garland | Hometown: Garland, Texas

2015 Notes

- ▶ Three-year starter at kicker
- ▶ 2014 Lou Groza Award finalist
- ▶ Named 2014 All-American
- ▶ Holds the NCAA record for most FGs in a season of 40 yards or more (16), most games with multiple FGs (10) and most games with three or more FGs (6)
- ▶ Has made 52 career FGs and is tied for No. 4 on WVU's all-time list
- ▶ No. 1 in the conference and No. 36 nationally in FG percentage
- ▶ No.1 in the Big 12 and No. 2 nationally in FGs made per .. game
- ▶ Tied for No. 1 in the Big 12 in total field goals made (5)
- ▶ No. 2 in the Big 12 overall scoring and No. 1 in Big 12 scoring by kickers (12.5). Ranks No. 11 in overall scoring nationally
- ▶ In game two vs Liberty, connected on two field goals
- ▶ Started 2015 with three field goals and 14 total points against Ga. Southern

2015 Game-By-Game

| Opponent | FGM/A | Pct. | Lg | XP/A | Pts. |
|----------------|------------|-------------|-----------|--------------|-----------|
| Ga. Southern | 3/3 | 1,000 | 32 | 5/5 | 14 |
| Liberty | 2/3 | .666 | 28 | 5/5 | 11 |
| Maryland | | | | | |
| Oklahoma | | | | | |
| Oklahoma State | | | | | |
| Baylor | | | | | |
| TCU | | | | | |
| Texas Tech | | | | | |
| Texas | | | | | |
| Kansas | | | | | |
| Iowa State | | | | | |
| Kansas State | | | | | |
| Totals | 5/6 | .833 | 32 | 10/10 | 25 |

2015 FG SEQUENCE

| Opponent | West Virginia |
|------------------|------------------|
| Georgia Southern | (26), (32), (22) |
| Liberty | (28), (25), 54 |
| Maryland | |
| Oklahoma | |
| Oklahoma State | |
| Baylor | |
| TCU | |
| Texas Tech | |
| Texas | |
| Kansas | |
| Iowa State | |
| Kansas State | |

Numbers in parentheses indicate FG was made.

Lambert's Field Goals

| Year | FG/A | Pct. | 1/29 | 30/39 | 40/49 | 50+ | Lg |
|---------------|--------------|-------------|--------------|--------------|--------------|-------------|-----------|
| 2015 | 5/6 | .833 | 4/4 | 1/1 | 0/0 | 0/1 | 32 |
| 2014 | 30/39 | .769 | 8/8 | 6/7 | 12/19 | 4/5 | 55 |
| 2013 | 17/23 | .739 | 6/6 | 5/6 | 5/6 | 1/5 | 50 |
| Totals | 52/68 | .764 | 18/18 | 12/14 | 17/25 | 5/11 | 55 |

2015 Single-Game Bests

Field Goals Made 3 vs. Ga. Southern
 Field Goals Attempted..... 3 vs. Ga. Southern, Liberty
 Field Goal Percentage (min2)..... 1.000 vs. Ga. Southern
 Longest Field Goal 32 vs. Ga. Southern
 Extra Points Made..... 5 vs. Ga. Southern, Liberty
 Extra Points Attempted 5 vs. Ga. Southern, Liberty

Career Bests

Field Goals Made 4 vs. Kansas '14
 Field Goals Attempted..... 5 vs. OSU '13, Kansas '14
 Field Goal Percentage (min 2)..... 1.000 vs. 9 times
 Longest Field Goal 55 vs. Texas Tech '14
 Extra Points Made..... 6 vs. Baylor '13
 Extra Points Attempted 6 vs. Baylor '13
 Consecutive Field Goals Made..... 10 in 2013
 Consecutive Extra Points Made..... 68(active from 2013-15)



Mike MOLINA

Height: 5-8 | Weight: 175 | Class: Redshirt Sophomore
Last School: Hurricane | Hometown: Hurricane, W.Va.f.

2015 Notes

- ▶ One kickoff vs. Liberty for 62 yards
- ▶ Three kickoffs in the opener vs. Georgia Southern for 195 yards and a 65.0 avg.

2015 Game-By-Game Kickoffs

| Opponent | Kickoffs | Yards | Avg. | TB |
|----------------|----------|------------|-------------|----------|
| Ga. Southern | 3 | 195 | 65.0 | 2 |
| Liberty | 1 | 62 | 62.0 | 0 |
| Maryland | | | | |
| Oklahoma | | | | |
| Oklahoma State | | | | |
| Baylor | | | | |
| TCU | | | | |
| Texas Tech | | | | |
| Texas | | | | |
| Kansas | | | | |
| Iowa State | | | | |
| Kansas State | | | | |
| Totals: | 4 | 257 | 63.5 | 2 |

Molina's Kickoff Statistics

| Year | Kickoffs | Yards | Avg. | TB |
|------|----------|-------|------|----|
| 2015 | 4 | 257 | 63.5 | 2 |



Nick O'TOOLE

Height: 6-3 | Weight: 216 | Class: Senior
Last School: Fullerton College | Hometown: Corona, Calif.

2015 Notes

- ▶ Named Academic All-Big 12 Second Team
- ▶ Ranks No. 2 in Big 12 punting
- ▶ Long punt on the year is 65 yards vs. Ga. Southern
- ▶ Best punting average is 49.7 yards vs. Liberty
- ▶ Best kickoff average is 63.8 vs. Ga. Southern
- ▶ Great day vs. Liberty with three punts for 149 yards, averaging 49.7 yards per kick with a long punt of 57 yards
- ▶ Game against Liberty included two punts downed inside the Flame three-yard line
- ▶ Four punts vs. Ga. Southern for 177 yards. Averaged 44.2 yards per punt and placed two punts inside the 20

2015 Game-By-Game Punting

| Opponent | Punts | Yds | Avg. | Lg | TB | FC | 50+ | I-20 |
|----------------|----------|------------|-------------|-----------|----------|----------|----------|----------|
| Ga. Southern | 4 | 177 | 44.2 | 65 | 2 | 1 | 1 | 2 |
| Liberty | 3 | 149 | 49.7 | 57 | 0 | 0 | 1 | 2 |
| Maryland | | | | | | | | |
| Oklahoma | | | | | | | | |
| Oklahoma State | | | | | | | | |
| Baylor | | | | | | | | |
| TCU | | | | | | | | |
| Texas Tech | | | | | | | | |
| Texas | | | | | | | | |
| Kansas | | | | | | | | |
| Iowa State | | | | | | | | |
| Kansas State | | | | | | | | |
| Totals: | 7 | 326 | 46.6 | 65 | 2 | 1 | 2 | 4 |

Career Bests

Most Punts 8 vs. 3 teams '13
 Longest Punt 68 vs. Iowa State '13
 Best Punting Average 56.0 vs. Iowa State '13
 Punts Inside the 20-Yard Line..... 5 vs. Oklahoma St. '14
 Punts of More Than 50-Yards..... 4 vs. Maryland, Texas '13
 Most Kickoff Yards 434 vs. Liberty '15
 Best Kickoff Average..... 63.8 vs. Ga.Southern '15

O'Toole's Punting Statistics

| Year | Punts | Yards | Avg. | Lg | TB | FC | 50+ | I-20 |
|---------------|------------|--------------|-------------|-----------|----------|-----------|-----------|-----------|
| 2015 | 7 | 326 | 46.6 | 65 | 2 | 1 | 2 | 4 |
| 2014 | 57 | 2,383 | 41.8 | 59 | 2 | 21 | 11 | 24 |
| 2013 | 73 | 3,218 | 44.1 | 68 | 5 | 23 | 26 | 22 |
| Totals | 137 | 5,927 | 43.1 | 68 | 9 | 45 | 39 | 50 |

O'Toole's Kickoff Statistics

| Year | Kickoffs | Yards | Avg. | TB |
|------|----------|-------|------|----|
| 2015 | 13 | 817 | 62.8 | 4 |



Skyler HOWARD

Karl JOSEPH

Game No. 1: West Virginia 44, Georgia Southern 0

MORGANTOWN, W.Va. (Sept 5, 2015) - Led by its veteran defense, West Virginia opened the 2015 season with an impressive, 44-0, shutout of Georgia Southern and its option offense.

The Eagles did not complete a pass until late in the third quarter and were held to just two completions and 29 yards through the air. Leading the Mountaineer defensive performance was senior Karl Joseph with three interceptions and a forced fumble to go along with a game high eight tackles.

For its part, the Mountaineer offense connected on big plays throughout the night and eventually broke the game open in the second half.

The scoring started fairly early in the first quarter on the game's opening possession. Much had been made in the preseason of West Virginia's young and talented receiving corps and the season's first touchdown went to a true freshman.

Finishing off a nine-play, 87-yard drive was quarterback Skyler Howard's 41-yard bomb to Jovon Durante, marking the freshman's first career catch.

West Virginia has an All-American kicker and Lou Groza finalist in junior Josh Lambert, and the Mountaineers put his leg to work for the rest of the first half.

Lambert was called on to attempt his first field goal of the season at the 7:59 mark, and he converted from 26-yards out, ending the scoring in the opening quarter in favor of WVU, 10-0.

Lambert's kicking leg came in handy again in the second quarter as his 32-yard field goal ended a 66-yard scoring drive, before his 22-yarder closed a 65-yard drive and gave the Mountaineers a 16-0 advantage at the half.

While West Virginia chalked up 319 yards of total offense in the first half, the Eagles had just 89 total yards but still only trailed by two scores.

That soon changed in the second half, as the WVU offense erupted for 28 points and the first half field goals turned in to second half touch-

downs.

Joseph's second interception set up running back Rushel Shell's six-yard touchdown run at the 9:06 mark of the third.

Howard then threw his second touchdown pass in the game at the 4:19 mark, when he found Shelton Gibson for a 26-yard scoring strike and a 30-0 Mountaineer advantage.

Joseph's third interception in the quarter led to West Virginia's next score early in the fourth. Howard found receiver Daikiel Shorts for a 26-yard pass, setting up Wendell Smallwood's 19-yard

scoring run on the very next play. The rushing score sealed an impressive 85-yard drive in just six plays, giving WVU a 37-0 lead.

The Mountaineers finished the game's scoring with 2:26 left, when backup quarterback William Crest Jr. marched the Mountaineers on a 10-play, 41-yard drive that ended with Crest's two-yard run.

Gibson and Durante both made their first starts for the Mountaineers and responded with 100-yard receiving efforts. Gibson had three catches for 130 yards and a score, while Durante finished with three receptions for 121 yards and a touchdown. Ironically, both long receptions by the two receivers went for 57 yards.

Howard was solid with 16 completions for 359 yards, and Wendell Smallwood led the rushing effort with 96 yards and a score. In addition to the play of Joseph, a preseason All-American, the WVU defense got a strong performance out of senior linebacker Nick Kwiatkoski with seven tackles and two TFL

Final totals for West Virginia stood at 185 yards rushing and 359 passing for 544 yards of total offense on just 66 plays for an average of 8.4 yards per play.

With the win, West Virginia recorded back-to-back shutouts in home openers and improved to 88-31-4 all-time in season openers and 31-4-1 in openers at Milan Puskar Stadium.

Scoring and Statistical Summary

| | 1 | 2 | 3 | 4 | F |
|---------------|----|---|----|----|----|
| Ga. Southern | 0 | 0 | 0 | 0 | 0 |
| West Virginia | 10 | 6 | 14 | 14 | 44 |

| | |
|-----|--|
| 1st | WVU - Jovon Durante 41 pass from Skyler Howard (Josh Lambert kick) |
| | WVU - Lambert 26 FG |
| 2nd | WVU - Lambert 32 FG |
| | WVU - Lambert 22 FG |
| 3rd | WVU - Rushel Shell 6 rush (Lambert kick) |
| | WVU - Shelton Gibson 26 pass from Howard (Lambert kick) |
| 4th | WVU - Wendell Smallwood 19 rush (Lambert kick) |
| | WVU - William Crest 2 rush (Lambert kick) |

| | GSU | WVU |
|--------------------|------------|------------|
| First Downs | 14 | 21 |
| Rushes/Yards | 57/195 | 40/185 |
| Passing Yardage | 29 | 359 |
| Passes | 2/13/4 | 16/26/0 |
| Punts | 5/232/46.4 | 4/177/44.2 |
| Fumbles/Lost | 2/1 | 1/0 |
| Return Yardage | 96 | 0 |
| Penalties/Yards | 1/15 | 5/37 |
| Time of Possession | 34:07 | 25:53 |

WVU RUSHING: Smallwood 11-96, Shell 8-42; WVU PASSING: Howard 16-25-0-359; WVU RECEIVING: Gibson 3-130, Durante 3-121; WVU TACKLES (TFL/QS): Joseph 8, Kwiatkoski 7 (2/0) Rose 6; WVU INTERCEPTIONS: Joseph (3), Askew Henry (1).

GSU RUSHING: Breida 17-70, Upshaw 16-64; GSU PASSING: Upshaw 2-13-4-29; GSU RECEIVING: Keaton 1-17, Johnson 1-12; GSU TACKLES (TFL/QS): Dobson 7, Jones 6, Gallon 6 (1/1), Williams 6 (1/0); GSU INTERCEPTIONS: None.

Attendance - 55,182



West Virginia's 20-Yard Plays in 2015

Offense

57..... Gibson pass from Howard (Ga. Southern)
 57..... Durante pass from Howard (Ga. Southern)
52/TD **Gibson pass from Howard (Liberty)**
 47..... Gibson pass from Howard (Ga. Southern)
41/TD **Durante pass from Howard (Ga. Southern)**
 34..... Howard rush (Liberty)
 29..... Shorts pass from Howard (Liberty)
26/TD **Gibson pass from Howard (Ga. Southern)**
 26..... Shorts pass from Howard (Ga. Southern)
 23..... Durante pass from Howard (Ga. Southern)
 23..... Marcellus pass from Crest (Liberty)

Defense

Special Teams

32/FG **Lambert field goal (Ga. Southern)**
28/FG **Lambert field goal (Liberty)**
26/FG **Lambert field goal (Ga. Southern)**
25/FG **Lambert field goal (Liberty)**
 25..... Gibson kickoff return (Liberty)
22/FG **Lambert field goal (Ga. Southern)**

West Virginia Opponent's 20-Yard Plays in 2015

Offense

- 60/TD Parker pass from Woodrum (Liberty)
- 36..... Shells pass from Woodrum (Liberty)
- 29..... Rice rush (Liberty)
- 22..... Upshaw rush (Ga. Southern)
- 21..... Peterson pass from Woodrum (Liberty)

Defense

Special Teams

- 49/FG Lunsford field goal (Liberty)
- 27..... Keaton kickoff return (Ga. Southern)
- 25..... Abnar kickoff return (Liberty)
- 25..... King kickoff return (Liberty)
- 22..... King kickoff return (Liberty)
- 21..... Abnar kickoff return (Liberty)



West Virginia's 2015 Scoring Drives

| Opponent | Plays | Yds | Time | Result |
|----------|-------|-----|------|-----------------------------|
| Liberty | 7 | 78 | 3:32 | Macon 7 rush |
| Liberty | 7 | 43 | 3:00 | Lunsford 49 FG |
| Liberty | 2 | 79 | 0:44 | Parker 60 pass from Woodrum |

West Virginia Opponents 2015 Scoring Drives

| Opponent | Plays | Yds | Time | Result |
|--------------|-------|-----|------|-----------------------------|
| Ga. Southern | 9 | 87 | 4:06 | Durante 41 pass from Howard |
| Ga. Southern | 5 | 60 | 1:00 | Lambert 26 FG |
| Ga. Southern | 5 | 66 | 1:02 | Lambert 32 FG |
| Ga. Southern | 7 | 65 | 2:24 | Lambert 22 FG |
| Ga. Southern | 3 | 28 | 0:49 | Shell 6 rush |
| Ga. Southern | 4 | 70 | 1:30 | Gibson 26 pass from Howard |
| Ga. Southern | 6 | 85 | 2:21 | Smallwood 19 rush |
| Ga. Southern | 10 | 41 | 5:21 | Crest 2 rush |
| Liberty | 11 | 64 | 2:39 | Lambert 28 FG |
| Liberty | 10 | 39 | 5:03 | Lambert 25 FG |
| Liberty | 4 | 71 | 1:15 | Gibson 52 pass from Howard |
| Liberty | 11 | 64 | 4:12 | Smallwood 0 fumble recovery |
| Liberty | 3 | 53 | 0:52 | Durante 10 pass from Howard |
| Liberty | 5 | 34 | 1:45 | Wellman 4 pass from Howard |
| Liberty | 12 | 75 | 4:59 | Smallwood 5 rush |



2015 Mountaineer ROSTER

| No. | Name | Pos. | Ht. | Wt. | Cl. | Exp. | Hometown/High School/Previous College |
|-----|-----------------------|------|------|-----|-------|------|--|
| 1 | Tyrek Cole | CB | 5-10 | 160 | Fr. | HS | Hallandale, Fla./Miramar |
| 1 | Shelton Gibson | WR | 5-11 | 192 | r-So. | 1vl | Cleveland, Ohio/Cleveland Heights |
| 2 | Ka'Raun White | WR | 6-1 | 198 | r-So. | JC | Macungie, Pa./Lackawanna College/Emmaus |
| 3 | Skyler Howard | QB | 6-0 | 206 | Jr. | 1vl | Fort Worth, Texas/Brewer/Riverside City College |
| 3 | Rick Rumph III | CB | 5-11 | 185 | Sr. | 3vl | Daytona Beach, Fla./Mainland |
| 4 | Antonio Crawford | CB | 5-10 | 190 | Sr. | TR | Tampa, Fla./H.B. Plant/Miami |
| 4 | Wendell Smallwood | RB | 5-11 | 202 | Jr. | 2vl | Wilmington, Del./Eastern Christian |
| 5 | Jovon Durante | WR | 6-0 | 165 | Fr. | HS | Hollywood, Fla./Miramar |
| 5 | Xavier Preston | LB | 6-2 | 236 | So. | 1vl | Stuart, Fla./Jensen Beach |
| 6 | Dravon Askew-Henry | S | 5-11 | 202 | So. | 1vl | Aliquippa, Pa./Aliquippa |
| 6 | Daikiel Shorts Jr. | WR | 6-1 | 201 | Jr. | 2vl | Clayton, N.J./Eastern Christian |
| 7 | Rushel Shell | RB | 5-10 | 224 | r-Jr. | 1vl | Hopewell, Pa./Hopewell/Pitt |
| 7 | Daryl Worley | CB | 6-1 | 202 | Jr. | 2vl | Philadelphia, Pa./William Penn Charter |
| 8 | Karl Joseph | S | 5-11 | 200 | Sr. | 3vl | Orlando, Fla./Edgewater |
| 8 | Donte Thomas-Williams | RB | 6-1 | 218 | r-Fr. | SQ | Durham, N.C./Hillside |
| 9 | KJ Dillon | S | 6-1 | 209 | Sr. | 3vl | Apopka, Fla./Apopka |
| 9 | James Whittaker | QB | 5-10 | 195 | Fr. | HS | Roswell, Ga./Roswell |
| 10 | Jordan Thompson | WR | 5-7 | 175 | Sr. | 3vl | Katy, Texas/Katy |
| 12 | Khairi Sharif | CB | 5-8 | 182 | r-Jr. | SQ | Houston, Texas/Bellaire/Cisco JC |
| 11 | Chris Chugunov | QB | 6-1 | 201 | Fr. | HS | Skillman, N.J./Montgomery |
| 12 | Gary Jennings | WR | 6-1 | 206 | Fr. | HS | Stafford, Va./Colonial Forge |
| 13 | Rasul Douglas | CB | 6-2 | 190 | Jr. | JC | East Orange, N.J./ East Orange/Nassau CC |
| 14 | Nana Kyeremeh | CB | 5-11 | 192 | r-Jr. | 1vl | Worthington, Ohio/Thomas Worthington |
| 15 | Billy Kinney | K/P | 6-4 | 206 | r-Fr. | SQ | Morgantown, W.Va./University |
| 15 | David Sills | QB | 6-3 | 202 | Fr. | HS | Wilmington, Del./Eastern Christian |
| 16 | Terrell Chestnut | CB | 5-11 | 193 | r-Sr. | 3vl | Pottstown, Pa./Pottsgrove |
| 16 | William Crest Jr. | QB | 6-2 | 212 | r-Fr. | SQ | Baltimore, Md./Dunbar |
| 17 | Al-Rasheed Benton | LB | 6-1 | 235 | r-So. | 1vl | Newark, N.J./Shabazz |
| 18 | Marvin Gross Jr. | LB | 6-2 | 212 | r-So. | 1vl | Baltimore, Md./Dunbar |
| 18 | Austin Hensley | QB | 6-1 | 200 | r-Fr. | SQ | Hurricane, W.Va./Hurricane |
| 19 | KJ Myers | WR | 6-2 | 197 | r-Sr. | 2vl | Jacksonville, Fla./First Coast |
| 19 | Brandan Rivers | S | 6-0 | 187 | r-Fr. | SQ | Hubbard, Ohio/Hubbard |
| 20 | D.L. Knock | WR | 5-8 | 188 | Fr. | HS | Springboro, Ohio/Springboro |
| 20 | Edward Muldrow III | LB | 6-3 | 210 | Sr. | 1vl | Snellville, Ga./South Gwinnett/Copiah-Lincoln CC |
| 22 | Jarrod Harper | S | 6-1 | 211 | r-Jr. | 2vl | Frostburg, Md./Mountain Ridge |
| 22 | Brady Watson | RB | 5-7 | 198 | Fr. | HS | Ridgeley, W.Va./Frankfort |
| 23 | Jordan Adams | CB | 6-0 | 172 | Fr. | HS | Reisterstown, Md./Franklin |
| 23 | Jacky Marcellus | RB | 5-8 | 182 | r-So. | SQ | Immokalee, Fla./Immokalee |
| 24 | Jeremy Tyler | S | 5-11 | 206 | Jr. | 2vl | Lithonia, Ga./Martin Luther King |
| 25 | Mark Shaver | S | 5-9 | 172 | r-So. | TR | Huntington, W.Va./Huntington/Marshall |
| 26 | DaeJuan Funderburk | S | 6-1 | 194 | r-Fr. | SQ | Washington, D.C./Friendship Collegiate |
| 27 | Sean Walters | LB | 6-2 | 226 | r-Jr. | 1vl | Hollywood, Fla./Hallandale |
| 28 | David Long | LB | 5-11 | 228 | Fr. | HS | Cincinnati, Ohio/Winton Woods |
| 28 | Elijah Wellman | RB | 6-2 | 234 | r-So. | 1vl | Huntington, W.Va./Spring Valley |
| 28 | Dayron Wilson | S | 5-10 | 202 | r-Sr. | SQ | Woodbridge, Va./Garfield/Lackawanna College |
| 29 | Deonte Glover | RB | 5-10 | 206 | Fr. | HS | Inwood, W.Va./Musselman |
| 30 | Justin Arndt | LB | 5-11 | 210 | r-Jr. | 2vl | Martinsburg, W.Va./Martinsburg |
| 31 | Isaiah Bruce | LB | 6-1 | 238 | r-Sr. | 3vl | Jacksonville, Fla./Providence |
| 33 | Deamonte Lindsay | S | 6-2 | 190 | Fr. | HS | Martinsburg, W.Va./Martinsburg |
| 34 | Chris Parry | WR | 5-9 | 175 | r-Fr. | SQ | Niles, Ohio/Niles |
| 35 | Nick Kwiatkoski | LB | 6-2 | 238 | r-Sr. | 3vl | Bethel Park, Pa./Bethel Park |
| 36 | Shaq Petteway | LB | 6-0 | 232 | r-Sr. | 3vl | Steubenville, Ohio/Steubenville |
| 37 | Kevin Williams | S | 5-11 | 192 | Fr. | HS | Pompano Beach, Fla./Blanche Ely |
| 38 | Shane Commodore | S | 6-0 | 208 | r-So. | SQ | Morgantown, W.Va./Morgantown |

2015 Mountaineer ROSTER

| No. | Name | Pos. | Ht. | Wt. | Cl. | Exp. | Hometown/High School/Previous College |
|-----|-------------------|-------|------|-----|-------|------|--|
| 39 | Brent Osborne | S | 6-0 | 216 | Fr. | HS | Beckley, W.Va./Woodrow Wilson |
| 41 | Alex Brooks | LB | 5-11 | 230 | r-So. | SQ | Cleveland, Ohio/Mayfield |
| 42 | Jared Barber | LB | 6-0 | 232 | r-Sr. | 3vl | Mocksville, N.C./Davie |
| 44 | Hodari Christian | LB | 6-0 | 229 | r-So. | SQ | McKeesport, Pa./McKeesport |
| 45 | Eric Kinsey | DL | 6-3 | 280 | Sr. | 3vl | Miami, Fla./Miami Northwestern |
| 46 | Ross Harvey | LB | 5-8 | 218 | Fr. | HS | Weston, W.Va./Lewis County |
| 46 | Nick Meadows | LS | 5-11 | 232 | r-So. | SQ | Williamstown, W.Va./Williamstown |
| 47 | Shae Campbell | S | 5-11 | 209 | Fr. | HS | Morgantown, W.Va./Morgantown |
| 47 | Michael Ferns | TE/FB | 6-3 | 240 | r-Fr. | TR | St. Clairsville, Ohio/Michigan |
| 48 | R.C. Brunstetter | LS | 6-3 | 218 | r-Fr. | TR | Mocksville, N.C./Davie |
| 48 | Mike Molina | K | 5-8 | 176 | r-So. | SQ | Hurricane, W.Va./Hurricane |
| 49 | Darrien Howard | DL | 6-1 | 300 | Jr. | 2vl | Dayton, Ohio/Chaminade-Julienne |
| 50 | Troy Lilly | LB | 6-0 | 211 | Fr. | HS | Beckley, W.Va./Woodrow Wilson |
| 52 | Max Chefren | LB | 6-1 | 194 | Fr. | HS | Parkersburg, W.Va./Parkersburg |
| 53 | Colton McKivitz | OL | 6-6 | 293 | Fr. | HS | Jacobsburg, Ohio/Union Local |
| 54 | Jah'Shaun Seider | OL | 6-2 | 298 | Fr. | HS | Belle Glade, Fla./Glades Central |
| 55 | Yodny Cajuste | OL | 6-5 | 295 | r-Fr. | SQ | Miami, Fla./Miramar |
| 55 | Max Chefren | LB | 6-1 | 194 | Fr. | HS | Parkersburg, W.Va./Parkersburg |
| 56 | Grant Lingafelter | OL | 6-5 | 314 | r-So. | SQ | Chagrin Falls, Ohio/Chagrin Falls |
| 57 | Adam Pankey | OL | 6-5 | 312 | r-Jr. | 2vl | Hamilton, Ohio/Hamilton |
| 58 | Amanii Brown | OL | 6-5 | 292 | r-Fr. | SQ | Morgantown, W.Va./Morgantown |
| 59 | Stone Underwood | OL | 6-4 | 298 | r-Sr. | SQ | Brookhaven, Miss./Brookhaven/Copiah-Lincoln CC |
| 60 | Bradley Knotts | OL | 6-3 | 295 | Fr. | HS | Ripley, W.Va./Ripley |
| 62 | Kyle Bosch | OL | 6-5 | 310 | r-So. | TR | St. Charles, Ill./St. Francis/Michigan |
| 65 | Tyler Orlosky | OL | 6-4 | 296 | r-Jr. | 2vl | Cleveland, Ohio/St. Edward |
| 66 | Jonathan Haynes | OL | 6-5 | 310 | r-Fr. | SQ | Bowie, Md./Annapolis Area Christian |
| 67 | Alec Shriner | DL | 6-4 | 298 | Fr. | HS | Oviedo, Fla./Oviedo |
| 68 | Dontae Angus | OL | 6-5 | 322 | r-Fr. | SQ | Philadelphia, Pa./Martin Luther King |
| 70 | Tony Matteo | OL | 6-4 | 294 | r-Jr. | 1vl | Clinton, Ohio/Manchester |
| 71 | Rob Dowdy | OL | 6-4 | 280 | Fr. | HS | Westerville, Ohio/Westerville South |
| 72 | Brendan Willis | OL | 6-2 | 280 | r-So. | SQ | Centreville, Va./Centreville |
| 74 | Sylvester Townes | OL | 6-6 | 302 | r-Jr. | SQ | Memphis, Tenn./Germantown/Coahoma CC |
| 77 | Marcell Lazard | OL | 6-5 | 306 | r-So. | SQ | Bloomfield, N.J./Bloomfield |
| 78 | Marquis Lucas | OL | 6-4 | 315 | r-Sr. | 2vl | Miami, Fla./Miami Central |
| 79 | Matt Jones | OL | 6-3 | 320 | Fr. | HS | Hubbard, Ohio/Hubbard |
| 81 | Vernon Davis Jr. | WR | 5-10 | 170 | r-Jr. | 1vl | Miami, Fla./Coral Reef/Miami |
| 82 | Devonte Mathis | WR | 6-1 | 209 | r-Jr. | 1vl | Miami, Fla./Miramar |
| 84 | Lamar Parker | WR | 5-8 | 166 | r-Fr. | SQ | Miami, Fla./Booker T. Washington |
| 85 | Ricky Rogers | WR | 6-1 | 202 | r-Fr. | SQ | Monroeville, Pa./Gateway |
| 86 | Josh Lambert | K | 5-11 | 212 | r-Jr. | 2vl | Garland, Texas/Garland |
| 86 | Matt Vucelik | TE/FB | 5-11 | 230 | Fr. | HS | McMechen, W.Va./Bishop Donahue |
| 87 | John DePalma | LS | 6-6 | 252 | Sr. | 3vl | Cumming, Ga./Pinecrest Academy |
| 87 | Stone Wolfley | TE/FB | 6-4 | 245 | Fr. | HS | Morgantown, W.Va./Morgantown |
| 88 | Cody Clay | TE/FB | 6-4 | 262 | r-Sr. | 3vl | Alum Creek, W.Va./George Washington |
| 88 | Adam Shuler II | DL | 6-4 | 269 | Fr. | HS | Longwood, Fla./Lyman |
| 89 | Darren Arndt | TE/FB | 6-3 | 244 | r-Sr. | SQ | Martinsburg, W.Va./Martinsburg |
| 89 | D.J. Carozza | DL | 5-11 | 295 | r-So. | SQ | Parkersburg, W.Va./Parkersburg |
| 90 | Larry Jefferson | DL | 6-5 | 228 | Jr. | JC | College Park, Ga./Banneker/Itawamba CC |
| 91 | Nick O'Toole | P | 6-3 | 216 | Sr. | 2vl | Corona, Calif./Mater Dei/Fullerton College |
| 92 | Jon Lewis | DL | 6-3 | 270 | r-So. | SQ | Morgantown, W.Va./University |
| 93 | Kyle Rose | DL | 6-4 | 295 | r-Sr. | 3vl | Centerville, Ohio/Centerville |
| 94 | C.J. Maduwesi | DL | 6-9 | 240 | r-Jr. | SQ | Bronx, N.Y./Chrisland |
| 95 | Christian Brown | DL | 6-2 | 290 | r-Jr. | 2vl | Fort Myers, Fla./Bridgeton |
| 96 | Jaleel Fields | DL | 6-1 | 286 | r-Fr. | SQ | Aliquippa, Pa./Aliquippa |
| 97 | Noble Nwachukwu | DL | 6-2 | 271 | r-Jr. | 2vl | Wylie, Texas/Wylie |
| 99 | Xavier Pegues | DL | 6-2 | 286 | Jr. | JC | Oxford, Miss./Oxford/Itawamba CC |

The Automated ScoreBook
 West Virginia Game Results (as of Sep 12, 2015)
 All games

| Date | Opponent | Score | Overall Record | Conference Record | Time | Attend |
|--------------|------------------|---------|----------------|-------------------|------|--------|
| ---- | ----- | ----- | ----- | ----- | ---- | ----- |
| Sep 5, 2015 | GEORGIA SOUTHERN | W 44-0 | 1- 0- 0 | 0- 0- 0 | 3:12 | 55182 |
| Sep 12, 2015 | LIBERTY | W 41-17 | 2- 0- 0 | 0- 0- 0 | 3:06 | 52899 |

* indicates conference game

| Opponent | Score | -----FIRST DOWNS----- | | | | ---RUSHING--- | | -----PASSING----- | | | --TOTAL OFFENSE-- | | Return | Turn- |
|----------------------|-------|-----------------------|-------|-------|-------|-----------------|---------------------|-------------------|-------------------|--------|-------------------|-------|--------|-------|
| ----- | ----- | Total | Rush | Pass | Pen | Number-Yards | Comp-Att-Int | Yards | Plays-Yards | Yards | Yards | Yards | Overs | |
| ----- | ----- | --/-- | --/-- | --/-- | --/-- | -----/----- | -----/----- | --/-- | ----- / ----- | --/-- | --/-- | --/-- | --/-- | |
| GEORGIA SOUTHERN.... | 44-0 | 21/14 | 10/11 | 11/2 | 0/1 | 40-185 / 57-195 | 16-26- 0 / 2-13- 4 | 359/29 | 66-544 / 70-224 | 0/96 | 0/5 | | | |
| LIBERTY..... | 41-17 | 25/17 | 9/2 | 15/12 | 1/3 | 45-172 / 28-92 | 27-32- 0 / 21-33- 0 | 313/280 | 77-485 / 61-372 | 61/109 | 0/0 | | | |
| Totals..... | 85-17 | 46/31 | 19/13 | 26/14 | 1/4 | 85-357 / 85-287 | 43-58- 0 / 23-46- 4 | 672/309 | 143-1029/ 131-596 | 61/205 | 0/5 | | | |

Note: Game totals are displayed in the format TEAM/OPPONENT for each category

The Automated ScoreBook
West Virginia Overall Team Statistics (as of Sep 12, 2015)
All games

| Team Statistics | WVU | OPP |
|-------------------------|--------------|------------|
| SCORING | 85 | 17 |
| Points Per Game | 42.5 | 8.5 |
| Points Off Turnovers | 14 | 0 |
| FIRST DOWNS | 46 | 31 |
| Rushing | 19 | 13 |
| Passing | 26 | 14 |
| Penalty | 1 | 4 |
| RUSHING YARDAGE | 357 | 287 |
| Yards gained rushing | 415 | 326 |
| Yards lost rushing | 58 | 39 |
| Rushing Attempts | 85 | 85 |
| Average Per Rush | 4.2 | 3.4 |
| Average Per Game | 178.5 | 143.5 |
| TDs Rushing | 5 | 1 |
| PASSING YARDAGE | 672 | 309 |
| Comp-Att-Int | 43-58-0 | 23-46-4 |
| Average Per Pass | 11.6 | 6.7 |
| Average Per Catch | 15.6 | 13.4 |
| Average Per Game | 336.0 | 154.5 |
| TDs Passing | 5 | 1 |
| TOTAL OFFENSE | 1029 | 596 |
| Total Plays | 143 | 131 |
| Average Per Play | 7.2 | 4.5 |
| Average Per Game | 514.5 | 298.0 |
| KICK RETURNS: #-Yards | 1-25 | 10-202 |
| PUNT RETURNS: #-Yards | 3-36 | 1-3 |
| INT RETURNS: #-Yards | 4-0 | 0-0 |
| KICK RETURN AVERAGE | 25.0 | 20.2 |
| PUNT RETURN AVERAGE | 12.0 | 3.0 |
| INT RETURN AVERAGE | 0.0 | 0.0 |
| FUMBLES-LOST | 2-0 | 3-1 |
| PENALTIES-Yards | 11-95 | 5-41 |
| Average Per Game | 47.5 | 20.5 |
| PUNTS-Yards | 7-326 | 9-387 |
| Average Per Punt | 46.6 | 43.0 |
| Net punt average | 40.4 | 36.8 |
| KICKOFFS-Yards | 17-1074 | 5-325 |
| Average Per Kick | 63.2 | 65.0 |
| Net kick average | 42.5 | 40.0 |
| TIME OF POSSESSION/Game | 27:40 | 32:20 |
| 3RD-DOWN Conversions | 11/25 | 8/28 |
| 3rd-Down Pct | 44% | 29% |
| 4TH-DOWN Conversions | 1/2 | 0/5 |
| 4th-Down Pct | 50% | 0% |
| SACKS BY-Yards | 1-4 | 4-45 |
| MISC YARDS | 0 | 0 |
| TOUCHDOWNS SCORED | 10 | 2 |
| FIELD GOALS-ATTEMPTS | 5-6 | 1-4 |
| ON-SIDE KICKS | 0-0 | 0-0 |
| RED-ZONE SCORES | (12-13) 92% | (1-2) 50% |
| RED-ZONE TOUCHDOWNS | (7-13) 54% | (1-2) 50% |
| PAT-ATTEMPTS | (10-10) 100% | (2-2) 100% |
| ATTENDANCE | 108081 | 0 |
| Games/Avg Per Game | 2/54040 | 0/0 |
| Neutral Site Games | | 0/0 |

| Score by Quarters | 1st | 2nd | 3rd | 4th | OT | Total |
|--------------------------|------------|------------|------------|------------|-----------|--------------|
| West Virginia | 16 | 20 | 28 | 21 | 0 | 85 |
| Opponents | 0 | 0 | 7 | 10 | 0 | 17 |

The Automated ScoreBook
West Virginia Overall Individual Statistics (as of Sep 12, 2015)
All games

| <u>Rushing</u> | <u>gp</u> | <u>att</u> | <u>gain</u> | <u>loss</u> | <u>net</u> | <u>avg</u> | <u>td</u> | <u>lg</u> | <u>avg/g</u> |
|---------------------|-----------|------------|-------------|-------------|------------|------------|-----------|-----------|--------------|
| Smallwood, Wendell | 2 | 26 | 187 | 3 | 184 | 7.1 | 3 | 19 | 92.0 |
| Howard, Skyler | 2 | 21 | 108 | 33 | 75 | 3.6 | 0 | 34 | 37.5 |
| Shell, Rushel | 2 | 19 | 70 | 1 | 69 | 3.6 | 1 | 9 | 34.5 |
| Thomas-Williams, D. | 2 | 8 | 20 | 0 | 20 | 2.5 | 0 | 4 | 10.0 |
| Crest, William | 2 | 9 | 26 | 18 | 8 | 0.9 | 1 | 17 | 4.0 |
| Marcellus, Jacky | 1 | 1 | 4 | 0 | 4 | 4.0 | 0 | 4 | 4.0 |
| TEAM | 2 | 1 | 0 | 3 | -3 | -3.0 | 0 | 0 | -1.5 |
| Total | 2 | 85 | 415 | 58 | 357 | 4.2 | 5 | 34 | 178.5 |
| Opponents | 2 | 85 | 326 | 39 | 287 | 3.4 | 1 | 29 | 143.5 |

| <u>Passing</u> | <u>gp</u> | <u>effic</u> | <u>comp-att-int</u> | <u>pct</u> | <u>yds</u> | <u>td</u> | <u>lg</u> | <u>avg/g</u> |
|----------------|-----------|--------------|---------------------|------------|------------|-----------|-----------|--------------|
| Howard, Skyler | 2 | 207.35 | 37-51-0 | 72.5 | 622 | 5 | 57 | 311.0 |
| Crest, William | 2 | 145.71 | 6-7-0 | 85.7 | 50 | 0 | 23 | 25.0 |
| Total | 2 | 199.91 | 43-58-0 | 74.1 | 672 | 5 | 57 | 336.0 |
| Opponents | 2 | 96.21 | 23-46-4 | 50.0 | 309 | 1 | 60 | 154.5 |

| <u>Receiving</u> | <u>gp</u> | <u>no.</u> | <u>yds</u> | <u>avg</u> | <u>td</u> | <u>lg</u> | <u>avg/g</u> |
|--------------------|-----------|------------|------------|------------|-----------|-----------|--------------|
| Durante, Jovon | 2 | 10 | 181 | 18.1 | 2 | 57 | 90.5 |
| Smallwood, Wendell | 2 | 8 | 47 | 5.9 | 0 | 10 | 23.5 |
| Shorts, Daikiel | 2 | 7 | 133 | 19.0 | 0 | 29 | 66.5 |
| Gibson, Shelton | 2 | 6 | 211 | 35.2 | 2 | 57 | 105.5 |
| Jennings, Gary | 2 | 4 | 28 | 7.0 | 0 | 11 | 14.0 |
| Thompson, Jordan | 2 | 3 | 30 | 10.0 | 0 | 14 | 15.0 |
| Mathis, Devonte | 2 | 2 | 4 | 2.0 | 0 | 3 | 2.0 |
| Marcellus, Jacky | 1 | 1 | 23 | 23.0 | 0 | 23 | 23.0 |
| Shell, Rushel | 2 | 1 | 11 | 11.0 | 0 | 11 | 5.5 |
| Wellman, Elijah | 2 | 1 | 4 | 4.0 | 1 | 4 | 2.0 |
| Total | 2 | 43 | 672 | 15.6 | 5 | 57 | 336.0 |
| Opponents | 2 | 23 | 309 | 13.4 | 1 | 60 | 154.5 |

| <u>Punt Returns</u> | <u>no.</u> | <u>yds</u> | <u>avg</u> | <u>td</u> | <u>lg</u> |
|---------------------|------------|------------|------------|-----------|-----------|
| Dillon, KJ | 2 | 21 | 10.5 | 0 | 19 |
| Jennings, Gary | 1 | 15 | 15.0 | 0 | 15 |
| Total | 3 | 36 | 12.0 | 0 | 19 |
| Opponents | 1 | 3 | 3.0 | 0 | 3 |

| <u>Interceptions</u> | <u>no.</u> | <u>yds</u> | <u>avg</u> | <u>td</u> | <u>lg</u> |
|----------------------|------------|------------|------------|-----------|-----------|
| Joseph, Karl | 3 | 0 | 0.0 | 0 | 0 |
| Askew-Henry, Dravon | 1 | 0 | 0.0 | 0 | 0 |
| Total | 4 | 0 | 0.0 | 0 | 0 |
| Opponents | 0 | 0 | 0.0 | 0 | 0 |

| <u>Kick Returns</u> | <u>no.</u> | <u>yds</u> | <u>avg</u> | <u>td</u> | <u>lg</u> |
|---------------------|------------|------------|------------|-----------|-----------|
| Gibson, Shelton | 1 | 25 | 25.0 | 0 | 25 |
| Total | 1 | 25 | 25.0 | 0 | 25 |
| Opponents | 10 | 202 | 20.2 | 0 | 27 |

| <u>Fumble Returns</u> | <u>no.</u> | <u>yds</u> | <u>avg</u> | <u>td</u> | <u>lg</u> |
|-----------------------|------------|------------|------------|-----------|-----------|
| Total | 0 | 0 | 0.0 | 0 | 0 |
| Opponents | 0 | 0 | 0.0 | 0 | 0 |

The Automated ScoreBook
West Virginia Overall Individual Statistics (as of Sep 12, 2015)
All games

| Scoring | td | fg | PAT | | | | dpx | saf | pts |
|--------------------|----|-----|-------|------|-----|------|-----|-----|-----|
| | | | kick | rush | rcv | pass | | | |
| Lambert, Josh | - | 5-6 | 10-10 | - | - | - | - | - | 25 |
| Smallwood, Wendell | 3 | - | - | - | - | - | - | - | 18 |
| Durante, Jovon | 2 | - | - | - | - | - | - | - | 12 |
| Gibson, Shelton | 2 | - | - | - | - | - | - | - | 12 |
| Crest, William | 1 | - | - | - | - | - | - | - | 6 |
| Shell, Rushel | 1 | - | - | - | - | - | - | - | 6 |
| Wellman, Elijah | 1 | - | - | - | - | - | - | - | 6 |
| Total | 10 | 5-6 | 10-10 | - | - | - | - | - | 85 |
| Opponents | 2 | 1-4 | 2-2 | - | - | - | - | - | 17 |

| Total Offense | g | plays | rush | pass | total | avg/g |
|---------------------|---|-------|------|------|-------|-------|
| Howard, Skyler | 2 | 72 | 75 | 622 | 697 | 348.5 |
| Smallwood, Wendell | 2 | 26 | 184 | 0 | 184 | 92.0 |
| Shell, Rushel | 2 | 19 | 69 | 0 | 69 | 34.5 |
| Crest, William | 2 | 16 | 8 | 50 | 58 | 29.0 |
| Thomas-Williams, D. | 2 | 8 | 20 | 0 | 20 | 10.0 |
| Marcellus, Jacky | 1 | 1 | 4 | 0 | 4 | 4.0 |
| TEAM | 2 | 1 | -3 | 0 | -3 | -1.5 |
| Total | 2 | 143 | 357 | 672 | 1029 | 514.5 |
| Opponents | 2 | 131 | 287 | 309 | 596 | 298.0 |

| Field Goals | fg | pct. | 01-19 | 20-29 | 30-39 | 40-49 | 50-99 | lg | blk |
|---------------|-----|------|-------|-------|-------|-------|-------|----|-----|
| Lambert, Josh | 5-6 | 83.3 | 0-0 | 4-4 | 1-1 | 0-0 | 0-1 | 32 | 0 |

| Punting | no. | yds | avg | lg | tb | fc | i20 | 50+ | blk |
|---------------|-----|-----|------|----|----|----|-----|-----|-----|
| O'Toole, Nick | 7 | 326 | 46.6 | 65 | 2 | 1 | 4 | 2 | 0 |
| Total | 7 | 326 | 46.6 | 65 | 2 | 1 | 4 | 2 | 0 |
| Opponents | 9 | 387 | 43.0 | 55 | 1 | 0 | 1 | 1 | 0 |

| FG Sequence | West Virginia | Opponents |
|------------------|----------------|---------------|
| Georgia Southern | (26),(32),(22) | - |
| Liberty | (28),(25),54 | 46,52,31,(49) |

| Kickoffs | no. | yds | avg | tb | ob | retn | net | ydln |
|---------------|-----|------|------|----|----|------|------|------|
| O'Toole, Nick | 13 | 817 | 62.8 | 4 | 1 | | | |
| Molina, Mike | 4 | 257 | 64.2 | 2 | 0 | | | |
| Total | 17 | 1074 | 63.2 | 6 | 1 | 20.2 | 42.5 | 22 |
| Opponents | 5 | 325 | 65.0 | 4 | 0 | 25.0 | 40.0 | 25 |

Numbers in (parentheses) indicate field goal was made.

The Automated ScoreBook
West Virginia Overall Individual Statistics (as of Sep 12, 2015)
All games

| <u>All Purpose</u> | <u>g</u> | <u>rush</u> | <u>rcv</u> | <u>pr</u> | <u>kr</u> | <u>ir</u> | <u>total</u> | <u>avg/g</u> |
|--------------------|----------|-------------|------------|-----------|-----------|-----------|--------------|--------------|
| Gibson, Shelton | 2 | 0 | 211 | 0 | 25 | 0 | 236 | 118.0 |
| Smallwood, Wen | 2 | 184 | 47 | 0 | 0 | 0 | 231 | 115.5 |
| Durante, Jovon | 2 | 0 | 181 | 0 | 0 | 0 | 181 | 90.5 |
| Shorts, Daikiel | 2 | 0 | 133 | 0 | 0 | 0 | 133 | 66.5 |
| Shell, Rushel | 2 | 69 | 11 | 0 | 0 | 0 | 80 | 40.0 |
| Howard, Skyler | 2 | 75 | 0 | 0 | 0 | 0 | 75 | 37.5 |
| Jennings, Gary | 2 | 0 | 28 | 15 | 0 | 0 | 43 | 21.5 |
| Thompson, Jord | 2 | 0 | 30 | 0 | 0 | 0 | 30 | 15.0 |
| Marcellus, Jacky | 1 | 4 | 23 | 0 | 0 | 0 | 27 | 27.0 |
| Dillon, KJ | 2 | 0 | 0 | 21 | 0 | 0 | 21 | 10.5 |
| Thomas-William | 2 | 20 | 0 | 0 | 0 | 0 | 20 | 10.0 |
| Crest, William | 2 | 8 | 0 | 0 | 0 | 0 | 8 | 4.0 |
| Mathis, Devonte | 2 | 0 | 4 | 0 | 0 | 0 | 4 | 2.0 |
| Wellman, Elijah | 2 | 0 | 4 | 0 | 0 | 0 | 4 | 2.0 |
| TEAM | 2 | -3 | 0 | 0 | 0 | 0 | -3 | -1.5 |
| Total | 2 | 357 | 672 | 36 | 25 | 0 | 1090 | 545.0 |
| Opponents | 2 | 287 | 309 | 3 | 202 | 0 | 801 | 400.5 |

The Automated ScoreBook
West Virginia Overall Defensive Statistics (as of Sep 12, 2015)
All games

| ## | Defensive Leaders | gp | Tackles | | | tfl/yds | Sacks no-yds | Pass defense | | | Fumbles | | blkd | |
|----|---------------------|----|---------|----|-----|---------|-----------------|--------------|------|-----|---------|----|------|-----|
| | | | ua | a | tot | | | int-yds | brup | qbh | rcv-yds | ff | kick | saf |
| 35 | Kwiatkoski, Nick | 2 | 10 | 4 | 14 | 2.5-11 | . | . | . | . | . | . | . | |
| 93 | Rose, Kyle | 2 | 9 | 3 | 12 | . | . | . | . | . | . | . | . | |
| 6D | Askew-Henry, Dravon | 2 | 9 | 2 | 11 | 0.5-1 | . | 1-0 | . | . | . | . | . | |
| 8D | Joseph, Karl | 2 | 10 | 1 | 11 | . | . | 3-0 | . | 1-0 | . | . | . | |
| 17 | Benton, Al-Rasheed | 2 | 7 | 2 | 9 | 3.0-7 | . | . | . | . | . | . | . | |
| 16 | Chestnut, Terrell | 2 | 7 | 1 | 8 | . | . | . | 1 | . | . | . | . | |
| 36 | Petteway, Shaq | 2 | 5 | 2 | 7 | . | . | . | . | 1 | . | . | . | |
| 95 | Brown, Christian | 2 | 5 | 1 | 6 | 1.0-2 | . | . | . | . | . | . | . | |
| 9 | Dillon, KJ | 2 | 3 | 3 | 6 | 1.5-7 | . | . | 1 | . | 1 | . | . | |
| 45 | Kinsey, Eric | 2 | 1 | 4 | 5 | 0.5-2 | . | . | . | . | . | . | . | |
| 24 | Tyler, Jeremy | 2 | 3 | 1 | 4 | . | . | . | . | . | . | . | . | |
| 7D | Worley, Daryl | 2 | 4 | . | 4 | . | . | . | 3 | . | . | . | . | |
| 18 | Gross, Marvin | 2 | 4 | . | 4 | . | . | . | . | . | . | . | . | |
| 97 | Nwachukwu, Noble | 2 | 3 | 1 | 4 | 1.0-4 | 1.0-4 | . | . | . | 1 | . | . | |
| 42 | Barber, Jared | 1 | 2 | 1 | 3 | 1.5-5 | . | . | . | . | . | . | . | |
| 49 | Howard, Darrien | 2 | 2 | 1 | 3 | . | . | . | 1 | . | . | . | . | |
| 5D | Preston, Xavier | 2 | 1 | 2 | 3 | . | . | . | . | . | . | . | . | |
| 27 | Walter, Sean | 2 | 3 | . | 3 | . | . | . | . | . | . | . | . | |
| 22 | Harper, Jarrod | 2 | 2 | 1 | 3 | 1.0-2 | . | . | . | . | . | . | . | |
| 92 | Lewis, Jon | 1 | . | 2 | 2 | . | . | . | . | . | . | . | . | |
| 30 | Arndt, Justin | 2 | 1 | 1 | 2 | . | . | . | . | . | . | . | . | |
| 44 | Christian, Hodari | 2 | 2 | . | 2 | . | . | . | . | . | . | . | . | |
| 20 | Muldrow, Edward | 1 | 1 | . | 1 | 1.0-3 | . | . | . | . | . | . | . | |
| 3D | Rumph, Rick | 2 | 1 | . | 1 | . | . | . | . | . | . | . | . | |
| 14 | Kyeremeh, Nana | 2 | . | 1 | 1 | 0.5-1 | . | . | . | . | . | . | . | |
| | Total | 2 | 95 | 34 | 129 | 14-45 | 1-4 | 4-0 | 6 | 1 | 1-0 | 2 | . | |
| | Opponents | 2 | 108 | 26 | 134 | 11-55 | 4-45 | . | 2 | . | . | 2 | . | |

The Automated ScoreBook
West Virginia Individual Season/Career Statistics (as of Sep 13, 2015)
All games

| | SEASON | | | | | | | | | CAREER | | | | | | | | |
|----------------------|--------|--------|--------------|------|-------|-------|-------|-------|-------|--------|--------------|-------|------|-------|------|-------|-----|-------|
| Rushing | gp | att | gain | loss | net | avg | td | lg | avg/g | gp | att | gain | loss | net | avg | td | lg | avg/g |
| Smallwood, Wendell | 2 | 26 | 187 | 3 | 184 | 7.1 | 3 | 19 | 92.0 | 27 | 213 | 1146 | 19 | 1127 | 5.3 | 6 | 38 | 41.7 |
| Howard, Skyler | 2 | 21 | 108 | 33 | 75 | 3.6 | 0 | 34 | 37.5 | 6 | 43 | 280 | 65 | 215 | 5.0 | 0 | 34 | 35.8 |
| Shell, Rushel | 2 | 19 | 70 | 1 | 69 | 3.6 | 1 | 9 | 34.5 | 14 | 195 | 893 | 36 | 857 | 4.4 | 8 | 54 | 61.2 |
| Thomas-Williams, D. | 2 | 8 | 20 | 0 | 20 | 2.5 | 0 | 4 | 10.0 | 2 | 8 | 20 | 0 | 20 | 2.5 | 0 | 4 | 10.0 |
| Crest, William | 2 | 9 | 26 | 18 | 8 | 0.9 | 1 | 17 | 4.0 | 3 | 14 | 59 | 24 | 35 | 2.5 | 2 | 17 | 11.7 |
| Marcellus, Jacky | 1 | 1 | 4 | 0 | 4 | 4.0 | 0 | 4 | 4.0 | 1 | 1 | 4 | 0 | 4 | 4.0 | 0 | 4 | 4.0 |
| TEAM | 2 | 1 | 0 | 3 | -3 | -3.0 | 0 | 0 | -1.5 | | | | | | | | | |
| Total | 2 | 85 | 415 | 58 | 357 | 4.2 | 5 | 34 | 178.5 | | | | | | | | | |
| Opponents | 2 | 85 | 326 | 39 | 287 | 3.4 | 1 | 29 | 143.5 | | | | | | | | | |
| Passing | gp | effic | comp-att-int | pct | yds | td | lg | avg/g | gp | effic | comp-att-int | pct | yds | td | lg | avg/g | | |
| Howard, Skyler | 2 | 207.35 | 37-51-0 | 72.5 | 622 | 5 | 57 | 311.0 | 6 | 160.11 | 93-161-0 | 57.8 | 1451 | 13 | 57 | 241.8 | | |
| Crest, William | 2 | 145.71 | 6-7-0 | 85.7 | 50 | 0 | 23 | 25.0 | 3 | 125.35 | 9-11-0 | 81.8 | 57 | 0 | 23 | 19.0 | | |
| Total | 2 | 199.91 | 43-58-0 | 74.1 | 672 | 5 | 57 | 336.0 | | | | | | | | | | |
| Opponents | 2 | 96.21 | 23-46-4 | 50.0 | 309 | 1 | 60 | 154.5 | | | | | | | | | | |
| Receiving | gp | no. | yds | avg | td | lg | avg/g | gp | no. | yds | avg | td | lg | avg/g | | | | |
| Durante, Jovon | 2 | 10 | 181 | 18.1 | 2 | 57 | 90.5 | 2 | 10 | 181 | 18.1 | 2 | 57 | 90.5 | | | | |
| Smallwood, Wendell | 2 | 8 | 47 | 5.9 | 0 | 10 | 23.5 | 27 | 50 | 505 | 10.1 | 0 | 50 | 18.7 | | | | |
| Shorts, Daikiel | 2 | 7 | 133 | 19.0 | 0 | 29 | 66.5 | 27 | 76 | 974 | 12.8 | 4 | 38 | 36.1 | | | | |
| Gibson, Shelton | 2 | 6 | 211 | 35.2 | 2 | 57 | 105.5 | 14 | 10 | 271 | 27.1 | 2 | 57 | 19.4 | | | | |
| Jennings, Gary | 2 | 4 | 28 | 7.0 | 0 | 11 | 14.0 | 2 | 4 | 28 | 7.0 | 0 | 11 | 14.0 | | | | |
| Thompson, Jordan | 2 | 3 | 30 | 10.0 | 0 | 14 | 15.0 | 38 | 88 | 891 | 10.1 | 2 | 56 | 23.4 | | | | |
| Mathis, Devonte | 2 | 2 | 4 | 2.0 | 0 | 3 | 2.0 | 18 | 9 | 86 | 9.6 | 0 | 19 | 4.8 | | | | |
| Marcellus, Jacky | 1 | 1 | 23 | 23.0 | 0 | 23 | 23.0 | 1 | 1 | 23 | 23.0 | 0 | 23 | 23.0 | | | | |
| Shell, Rushel | 2 | 1 | 11 | 11.0 | 0 | 11 | 5.5 | 14 | 22 | 151 | 6.9 | 0 | 19 | 10.8 | | | | |
| Wellman, Elijah | 2 | 1 | 4 | 4.0 | 1 | 4 | 2.0 | 14 | 5 | 15 | 3.0 | 2 | 10 | 1.1 | | | | |
| Total | 2 | 43 | 672 | 15.6 | 5 | 57 | 336.0 | | | | | | | | | | | |
| Opponents | 2 | 23 | 309 | 13.4 | 1 | 60 | 154.5 | | | | | | | | | | | |
| Total Offense | g | plays | rush | pass | total | avg/g | g | plays | rush | pass | total | avg/g | | | | | | |
| Howard, Skyler | 2 | 72 | 75 | 622 | 697 | 348.5 | 6 | 204 | 215 | 1451 | 1666 | 277.7 | | | | | | |
| Smallwood, Wendell | 2 | 26 | 184 | 0 | 184 | 92.0 | 27 | 213 | 1127 | 0 | 1127 | 41.7 | | | | | | |
| Shell, Rushel | 2 | 19 | 69 | 0 | 69 | 34.5 | 14 | 195 | 857 | 0 | 857 | 61.2 | | | | | | |
| Crest, William | 2 | 16 | 8 | 50 | 58 | 29.0 | 3 | 25 | 35 | 57 | 92 | 30.7 | | | | | | |
| Thomas-Williams, D. | 2 | 8 | 20 | 0 | 20 | 10.0 | 2 | 8 | 20 | 0 | 20 | 10.0 | | | | | | |
| Marcellus, Jacky | 1 | 1 | 4 | 0 | 4 | 4.0 | 1 | 1 | 4 | 0 | 4 | 4.0 | | | | | | |
| TEAM | 2 | 1 | -3 | 0 | -3 | -1.5 | | | | | | | | | | | | |
| Total | 2 | 143 | 357 | 672 | 1029 | 514.5 | | | | | | | | | | | | |
| Opponents | 2 | 131 | 287 | 309 | 596 | 298.0 | | | | | | | | | | | | |
| Scoring | td | fg | PAT | | | | td | fg | PAT | | | | pts | | | | | |
| | | | kick | rush | rcv | pass | dxp | saf | pts | td | fg | kick | rush | rcv | pass | dxp | saf | pts |
| Lambert, Josh | - | 5-6 | 10-10 | - | - | - | - | - | 25 | - | 52-68 | 90-91 | - | - | - | - | - | 246 |
| Smallwood, Wendell | 3 | - | - | - | - | - | - | - | 18 | 6 | - | - | - | - | - | - | - | 36 |
| Durante, Jovon | 2 | - | - | - | - | - | - | - | 12 | 2 | - | - | - | - | - | - | - | 12 |
| Gibson, Shelton | 2 | - | - | - | - | - | - | - | 12 | 2 | - | - | - | - | - | - | - | 12 |
| Wellman, Elijah | 1 | - | - | - | - | - | - | - | 6 | 2 | - | - | - | - | - | - | - | 12 |
| Crest, William | 1 | - | - | - | - | - | - | - | 6 | 2 | - | - | - | - | - | - | - | 12 |
| Shell, Rushel | 1 | - | - | - | - | - | - | - | 6 | 8 | - | - | - | - | - | - | - | 48 |
| Total | 10 | 5-6 | 10-10 | - | - | - | - | - | 85 | | | | | | | | | |
| Opponents | 2 | 1-4 | 2-2 | - | - | - | - | - | 17 | | | | | | | | | |
| Punt Returns | no. | yds | avg | td | lg | no. | yds | avg | td | lg | | | | | | | | |
| Dillon, KJ | 2 | 21 | 10.5 | 0 | 19 | 2 | 21 | 10.5 | 0 | 19 | | | | | | | | |
| Jennings, Gary | 1 | 15 | 15.0 | 0 | 15 | 1 | 15 | 15.0 | 0 | 15 | | | | | | | | |
| Total | 3 | 36 | 12.0 | 0 | 19 | | | | | | | | | | | | | |
| Opponents | 1 | 3 | 3.0 | 0 | 3 | | | | | | | | | | | | | |

The Automated ScoreBook
West Virginia Individual Season/Career Statistics (as of Sep 13, 2015)
All games

| SEASON | | | | | | CAREER | | | | | |
|-----------------|-----|-----|------|----|----|--------|-----|------|----|----|--|
| Kick Returns | no. | yds | avg | td | lg | no. | yds | avg | td | lg | |
| Gibson, Shelton | 1 | 25 | 25.0 | 0 | 25 | 14 | 275 | 19.6 | 0 | 42 | |
| Total | 1 | 25 | 25.0 | 0 | 25 | | | | | | |
| Opponents | 10 | 202 | 20.2 | 0 | 27 | | | | | | |

| Interceptions | no. | yds | avg | td | lg | no. | yds | avg | td | lg |
|---------------------|-----|-----|-----|----|----|-----|-----|------|----|----|
| Joseph, Karl | 3 | 0 | 0.0 | 0 | 0 | 7 | 33 | 4.7 | 0 | 22 |
| Askew-Henry, Dravon | 1 | 0 | 0.0 | 0 | 0 | 3 | 53 | 17.7 | 1 | 52 |
| Total | 4 | 0 | 0.0 | 0 | 0 | | | | | |
| Opponents | 0 | 0 | 0.0 | 0 | 0 | | | | | |

| Fumble Returns | no. | yds | avg | td | lg | no. | yds | avg | td | lg |
|----------------|-----|-----|-----|----|----|-----|-----|-----|----|----|
| Total | 0 | 0 | 0.0 | 0 | 0 | | | | | |
| Opponents | 0 | 0 | 0.0 | 0 | 0 | | | | | |

| All Purpose | g | rush | rcv | pr | kr | ir | total | avg/g | g | rush | rcv | pr | kr | ir | total | avg/g |
|------------------|---|------|-----|----|-----|----|-------|-------|----|------|-----|----|-----|----|-------|-------|
| Gibson, Shelton | 2 | 0 | 211 | 0 | 25 | 0 | 236 | 118.0 | 14 | 0 | 271 | 0 | 275 | 0 | 546 | 39.0 |
| Smallwood, Wen | 2 | 184 | 47 | 0 | 0 | 0 | 231 | 115.5 | 27 | 1127 | 505 | 0 | 550 | 0 | 2182 | 80.8 |
| Durante, Jovon | 2 | 0 | 181 | 0 | 0 | 0 | 181 | 90.5 | 2 | 0 | 181 | 0 | 0 | 0 | 181 | 90.5 |
| Shorts, Daikiel | 2 | 0 | 133 | 0 | 0 | 0 | 133 | 66.5 | 27 | 0 | 974 | 0 | 0 | 0 | 974 | 36.1 |
| Shell, Rushel | 2 | 69 | 11 | 0 | 0 | 0 | 80 | 40.0 | 14 | 857 | 151 | 3 | 61 | 0 | 1072 | 76.6 |
| Howard, Skyler | 2 | 75 | 0 | 0 | 0 | 0 | 75 | 37.5 | 6 | 215 | 0 | 0 | 0 | 0 | 215 | 35.8 |
| Jennings, Gary | 2 | 0 | 28 | 15 | 0 | 0 | 43 | 21.5 | 2 | 0 | 28 | 15 | 0 | 0 | 43 | 21.5 |
| Thompson, Jorda | 2 | 0 | 30 | 0 | 0 | 0 | 30 | 15.0 | 38 | 47 | 891 | 70 | 80 | 0 | 1088 | 28.6 |
| Marcellus, Jacky | 1 | 4 | 23 | 0 | 0 | 0 | 27 | 27.0 | 1 | 4 | 23 | 0 | 0 | 0 | 27 | 27.0 |
| Dillon, KJ | 2 | 0 | 0 | 21 | 0 | 0 | 21 | 10.5 | 37 | 0 | 0 | 21 | 0 | 35 | 56 | 1.5 |
| Thomas-Williams | 2 | 20 | 0 | 0 | 0 | 0 | 20 | 10.0 | 2 | 20 | 0 | 0 | 0 | 0 | 20 | 10.0 |
| Crest, William | 2 | 8 | 0 | 0 | 0 | 0 | 8 | 4.0 | 3 | 35 | 0 | 0 | 0 | 0 | 35 | 11.7 |
| Wellman, Elijah | 2 | 0 | 4 | 0 | 0 | 0 | 4 | 2.0 | 14 | 4 | 15 | 0 | 0 | 0 | 19 | 1.4 |
| MATHS, Devonte | 2 | 0 | 4 | 0 | 0 | 0 | 4 | 2.0 | 18 | 0 | 86 | 0 | 0 | 0 | 86 | 4.8 |
| TEAM | 2 | -3 | 0 | 0 | 0 | 0 | -3 | -1.5 | | | | | | | | |
| Total | 2 | 357 | 672 | 36 | 25 | 0 | 1090 | 545.0 | | | | | | | | |
| Opponents | 2 | 287 | 309 | 3 | 202 | 0 | 801 | 400.5 | | | | | | | | |

| Field Goals | att | good | long | blkd | att | good | long | blkd |
|---------------|-----|------|------|------|-----|------|------|------|
| Lambert, Josh | 6 | 5 | 32 | 0 | 68 | 52 | 55 | 4 |
| Total | 6 | 5 | 32 | 0 | | | | |
| Opponents | 4 | 1 | 49 | 0 | | | | |

| Punting | no. | yds | avg | lg | blk | no. | yds | avg | lg | blk |
|---------------|-----|-----|------|----|-----|-----|------|------|----|-----|
| O'Toole, Nick | 7 | 326 | 46.6 | 65 | 0 | 137 | 5927 | 43.3 | 68 | 0 |
| Total | 7 | 326 | 46.6 | 65 | 0 | | | | | |
| Opponents | 9 | 387 | 43.0 | 55 | 0 | | | | | |

| Kickoffs | no. | yds | avg | tb | ob | no. | yds | avg | tb | ob |
|---------------|-----|------|------|----|----|-----|------|------|----|----|
| O'Toole, Nick | 13 | 817 | 62.8 | 4 | 1 | 19 | 1176 | 61.9 | 7 | 1 |
| Molina, Mike | 4 | 257 | 64.2 | 2 | 0 | 4 | 257 | 64.2 | 2 | 0 |
| Total | 17 | 1074 | 63.2 | 6 | 1 | | | | | |
| Opponents | 5 | 325 | 65.0 | 4 | 0 | | | | | |

The Automated ScoreBook
West Virginia Red-Zone Results (as of Sep 12, 2015)
All games

West Virginia Inside Opponent Red-Zone

| Date | Opponent | Score | Times In RZ | Times Scored | Total Pts | Rush TDs | Pass TDs | FGs Made | Failed to score inside RZ | | | | | | | |
|------------------|------------------|---------|----------------|-----------------|--------------|-------------|-------------|-------------|---------------------------|------|-----|------|------|------|---|---|
| | | | | | | | | | FGA | Down | Int | Fumb | Half | Game | | |
| Sep 5, 2015 | GEORGIA SOUTHERN | W 44-0 | 7 | 6 | 30 | 3 | 3 | 0 | 3 | 0 | 1 | 0 | 0 | 0 | 0 | 0 |
| Sep 12, 2015 | LIBERTY | W 41-17 | 6 | 6 | 34 | 4 | 2 | 2 | 2 | 0 | 0 | 0 | 0 | 0 | 0 | 0 |
| Totals | | | 13 | 12 | 64 | 7 | 5 | 2 | 5 | 0 | 1 | 0 | 0 | 0 | 0 | 0 |
| 12 of 13 (92.3%) | | | | | | | | | | | | | | | | |

Opponents Inside West Virginia Red-Zone

| Date | Opponent | Score | Times In RZ | Times Scored | Total Pts | Rush TDs | Pass TDs | FGs Made | Failed to score inside RZ | | | | | | | |
|----------------|------------------|---------|----------------|-----------------|--------------|-------------|-------------|-------------|---------------------------|------|-----|------|------|------|---|---|
| | | | | | | | | | FGA | Down | Int | Fumb | Half | Game | | |
| Sep 5, 2015 | GEORGIA SOUTHERN | W 44-0 | 0 | 0 | 0 | 0 | 0 | 0 | 0 | 0 | 0 | 0 | 0 | 0 | 0 | 0 |
| Sep 12, 2015 | LIBERTY | W 41-17 | 2 | 1 | 7 | 1 | 1 | 0 | 0 | 1 | 0 | 0 | 0 | 0 | 0 | 0 |
| Totals | | | 2 | 1 | 7 | 1 | 1 | 0 | 0 | 1 | 0 | 0 | 0 | 0 | 0 | 0 |
| 1 of 2 (50.0%) | | | | | | | | | | | | | | | | |

The Automated ScoreBook
West Virginia By-Quarter Statistics (as of Sep 12, 2015)
All games

3rd-Down Conversions

| Date | Opponent | Score | Overall | 1st Qtr | 2nd Qtr | 3rd Qtr | 4th Qtr | Overtime |
|--------------|------------------|---------|------------|----------|-----------|----------|----------|----------|
| Sep 5, 2015 | GEORGIA SOUTHERN | W 44-0 | 3-12 25.0 | 1-3 33.3 | 0-5 0.0 | 0-1 0.0 | 2-3 66.7 | |
| Sep 12, 2015 | LIBERTY | W 41-17 | 8-13 61.5 | 2-4 50.0 | 1-1 100.0 | 1-3 33.3 | 4-5 80.0 | |
| | West Virginia | | 11-25 44.0 | 3-7 42.9 | 1-6 16.7 | 1-4 25.0 | 6-8 75.0 | 0-0 0.0 |
| | Opponents | | 8-28 28.6 | 4-9 44.4 | 2-7 28.6 | 0-6 0.0 | 2-6 33.3 | 0-0 0.0 |

4th-Down Conversions

| Date | Opponent | Score | Overall | 1st Qtr | 2nd Qtr | 3rd Qtr | 4th Qtr | Overtime |
|--------------|------------------|---------|----------|---------|---------|---------|-----------|----------|
| Sep 5, 2015 | GEORGIA SOUTHERN | W 44-0 | 1-2 50.0 | 0-1 0.0 | 0-0 0.0 | 0-0 0.0 | 1-1 100.0 | |
| Sep 12, 2015 | LIBERTY | W 41-17 | 0-0 0.0 | 0-0 0.0 | 0-0 0.0 | 0-0 0.0 | 0-0 0.0 | |
| | West Virginia | | 1-2 50.0 | 0-1 0.0 | 0-0 0.0 | 0-0 0.0 | 1-1 100.0 | 0-0 0.0 |
| | Opponents | | 0-5 0.0 | 0-1 0.0 | 0-1 0.0 | 0-2 0.0 | 0-1 0.0 | 0-0 0.0 |

Time of Possession

| Date | Opponent | Score | Overall | 1st Qtr | 2nd Qtr | 3rd Qtr | 4th Qtr | Overtime |
|--------------|------------------|---------|-------------|---------|---------|---------|---------|----------|
| Sep 5, 2015 | GEORGIA SOUTHERN | W 44-0 | 25:53 | 6:57 | 6:47 | 4:50 | 7:19 | |
| Sep 12, 2015 | LIBERTY | W 41-17 | 29:27 | 7:42 | 6:00 | 5:41 | 10:04 | |
| | West Virginia | | Total 55:20 | 14:39 | 12:47 | 10:31 | 17:23 | 0:00 |
| | | | Avg. 27:40 | 7:19 | 6:23 | 5:15 | 8:41 | 0:00 |
| | Opponents | | Total 64:40 | 15:21 | 17:13 | 19:29 | 12:37 | 0:00 |
| | | | Avg. 32:20 | 7:40 | 8:36 | 9:44 | 6:18 | 0:00 |

The Automated ScoreBook
West Virginia Games Played (as of Sep 12, 2015)
All games

| ## | PLAYER | GP-GS | GS | LIBERTY |
|----|-----------------|-------|-------|---------|
| 89 | Arndt, Darren | 2/- | XXX | XXX |
| 30 | Arndt, Justin | 2/- | XXX | XXX |
| 6D | Askew-Henry, D. | 2/2 | START | START |
| 42 | Barber, Jared | 1/1 | START | ... |
| 17 | Benton, A. | 2/1 | XXX | START |
| 62 | Bosch, Kyle | 2/2 | START | START |
| 58 | Brown, Amanii | 2/- | XXX | XXX |
| 95 | Brown, C. | 2/2 | START | START |
| 31 | Bruce, Isaiah | 2/- | XXX | XXX |
| 55 | Cajuste, Yodny | 2/2 | START | START |
| 16 | Chestnut, T. | 2/2 | START | START |
| 44 | Christian, H. | 2/- | XXX | XXX |
| 88 | Clay, Cody | 2/- | XXX | XXX |
| 38 | Commodore, S. | 2/- | XXX | XXX |
| 1B | Crest, William | 2/- | XXX | XXX |
| 81 | Davis, Vernon | 1/- | XXX | ... |
| 87 | DePalma, John | 1/- | XXX | ... |
| 9 | Dillon, KJ | 2/2 | START | START |
| 5 | Durante, Jovon | 2/2 | START | START |
| 96 | Fields, Jaleel | 1/- | XXX | ... |
| 1 | Gibson, Shelton | 2/2 | START | START |
| 18 | Gross, Marvin | 2/- | XXX | XXX |
| 22 | Harper, Jarrod | 2/- | XXX | XXX |
| 49 | Howard, Darrien | 2/- | XXX | XXX |
| 3 | Howard, Skyler | 2/2 | START | START |
| 90 | Jefferson, L. | 2/- | XXX | XXX |
| 12 | Jennings, Gary | 2/- | XXX | XXX |
| 8D | Joseph, Karl | 2/2 | START | START |
| 45 | Kinsey, E. | 2/- | XXX | XXX |
| 35 | Kwiatkoski, N. | 2/2 | START | START |
| 14 | Kyeremeh, Nana | 2/- | XXX | XXX |
| 86 | Lambert, Josh | 2/- | XXX | XXX |
| 77 | Lazard, Marcell | 2/- | XXX | XXX |
| 92 | Lewis, Jon | 1/- | XXX | ... |
| 56 | Lingafelter, G. | 2/- | XXX | XXX |
| 78 | Lucas, Marquis | 2/2 | START | START |
| 94 | Maduevesi, C.J. | 1/- | XXX | ... |
| 23 | Marcellus, J. | 1/- | ... | XXX |
| 82 | Mathis, Devonte | 2/- | XXX | XXX |
| 70 | Matteo, Tony | 2/- | XXX | XXX |
| 46 | Meadows, Nick | 1/- | ... | XXX |
| 48 | Molina, Mike | 2/- | XXX | XXX |
| 20 | Muldrow, Edward | 1/- | ... | XXX |
| 19 | Myers, KJ | 2/- | XXX | XXX |
| 97 | Nwachukwu, N. | 2/2 | START | START |
| 91 | O'Toole, Nick | 2/- | XXX | XXX |
| 65 | Orlosky, Tyler | 2/2 | START | START |

The Automated ScoreBook
 West Virginia Games Played (as of Sep 12, 2015)
 All games

| ## | PLAYER | GP-GS | GS | LIBERTY |
|----|-----------------|-------|-------|---------|
| 57 | Pankey, Adam | 2/2 | START | START |
| 36 | Petteway, Shaq | 2/2 | START | START |
| 5D | Preston, Xavier | 2/- | XXX | XXX |
| 93 | Rose, Kyle | 2/2 | START | START |
| 3D | Rumph, Rick | 2/- | XXX | XXX |
| 2D | Shariff, Khairi | 2/- | XXX | XXX |
| 7 | Shell, Rushel | 2/1 | START | XXX |
| 6 | Shorts, Daikiel | 2/2 | START | START |
| 4 | Smallwood, W. | 2/2 | START | START |
| 8 | Thomas-Williams | 2/- | XXX | XXX |
| 10 | Thompson, J. | 2/1 | XXX | START |
| 74 | Townes, S. | 2/- | XXX | XXX |
| 24 | Tyler, Jeremy | 2/- | XXX | XXX |
| 59 | Underwood, S. | 2/- | XXX | XXX |
| 27 | Walter, Sean | 2/- | XXX | XXX |
| 28 | Wellman, Elijah | 2/- | XXX | XXX |
| 2 | White, Ka'Raun | 1/- | ... | XXX |
| 7D | Worley, Daryl | 2/2 | START | START |

The Automated ScoreBook
West Virginia Game Superlatives (as of Sep 13, 2015)
All games

INDIVIDUAL GAME HIGHS

| | | |
|---------------------|------|--|
| Rushes | 15 | Smallwood, Wendell vs Liberty (Sep 12, 2015) |
| Yards Rushing | 96 | Smallwood, Wendell vs Georgia Southern (Sep 5, 2015) |
| TD Rushes | 2 | Smallwood, Wendell vs Liberty (Sep 12, 2015) |
| Long Rush | 34 | Howard, Skyler vs Liberty (Sep 12, 2015) |
| Pass attempts | 26 | Howard, Skyler vs Liberty (Sep 12, 2015) |
| Pass completions | 21 | Howard, Skyler vs Liberty (Sep 12, 2015) |
| Yards Passing | 359 | Howard, Skyler vs Georgia Southern (Sep 5, 2015) |
| TD Passes | 3 | Howard, Skyler vs Liberty (Sep 12, 2015) |
| Long Pass | 57 | Howard, Skyler vs Georgia Southern (Sep 5, 2015) |
| Receptions | 7 | Durante, Jovon vs Liberty (Sep 12, 2015) |
| Yards Receiving | 130 | Gibson, Shelton vs Georgia Southern (Sep 5, 2015) |
| TD Receptions | 1 | Durante, Jovon vs Georgia Southern (Sep 5, 2015) |
| | 1 | Gibson, Shelton vs Georgia Southern (Sep 5, 2015) |
| | 1 | Gibson, Shelton vs Liberty (Sep 12, 2015) |
| | 1 | Durante, Jovon vs Liberty (Sep 12, 2015) |
| | 1 | Wellman, Elijah vs Liberty (Sep 12, 2015) |
| Long Reception | 57 | Durante, Jovon vs Georgia Southern (Sep 5, 2015) |
| | 57 | Gibson, Shelton vs Georgia Southern (Sep 5, 2015) |
| Field Goals | 3 | Lambert, Josh vs Georgia Southern (Sep 5, 2015) |
| Long Field Goal | 32 | Lambert, Josh vs Georgia Southern (Sep 5, 2015) |
| Punts | 4 | O'Toole, Nick vs Georgia Southern (Sep 5, 2015) |
| Punting Avg | 49.7 | O'Toole, Nick vs Liberty (Sep 12, 2015) |
| Long Punt | 65 | O'Toole, Nick vs Georgia Southern (Sep 5, 2015) |
| Punts inside 20 | 2 | O'Toole, Nick vs Georgia Southern (Sep 5, 2015) |
| | 2 | O'Toole, Nick vs Liberty (Sep 12, 2015) |
| Long Punt Return | 19 | Dillon, KJ vs Liberty (Sep 12, 2015) |
| Long Kickoff Return | 25 | Gibson, Shelton vs Liberty (Sep 12, 2015) |
| Tackles | 8 | Joseph, Karl vs Georgia Southern (Sep 5, 2015) |
| Sacks | 1.0 | Nwachukwu, Noble vs Georgia Southern (Sep 5, 2015) |
| Tackles For Loss | 2.0 | Benton, Al-Rasheed vs Liberty (Sep 12, 2015) |
| Interceptions | 3 | Joseph, Karl vs Georgia Southern (Sep 5, 2015) |

The Automated ScoreBook
West Virginia Game Superlatives (as of Sep 13, 2015)
All games

TEAM GAME HIGHS

| | | |
|------------------|------|-----------------------------------|
| Rushes | 45 | vs Liberty (Sep 12, 2015) |
| Yards Rushing | 185 | vs Georgia Southern (Sep 5, 2015) |
| Yards Per Rush | 4.6 | vs Georgia Southern (Sep 5, 2015) |
| TD Rushes | 3 | vs Georgia Southern (Sep 5, 2015) |
| Pass attempts | 32 | vs Liberty (Sep 12, 2015) |
| Pass completions | 27 | vs Liberty (Sep 12, 2015) |
| Yards Passing | 359 | vs Georgia Southern (Sep 5, 2015) |
| Yards Per Pass | 13.8 | vs Georgia Southern (Sep 5, 2015) |
| TD Passes | 3 | vs Liberty (Sep 12, 2015) |
| Total Plays | 77 | vs Liberty (Sep 12, 2015) |
| Total Offense | 544 | vs Georgia Southern (Sep 5, 2015) |
| Yards Per Play | 8.2 | vs Georgia Southern (Sep 5, 2015) |
| Points | 44 | vs Georgia Southern (Sep 5, 2015) |
| Sacks By | 1 | vs Georgia Southern (Sep 5, 2015) |
| First Downs | 25 | vs Liberty (Sep 12, 2015) |
| Penalties | 6 | vs Liberty (Sep 12, 2015) |
| Penalty Yards | 58 | vs Liberty (Sep 12, 2015) |
| Interceptions By | 4 | vs Georgia Southern (Sep 5, 2015) |
| Punts | 4 | vs Georgia Southern (Sep 5, 2015) |
| Punting Avg | 49.7 | vs Liberty (Sep 12, 2015) |
| Long Punt | 65 | vs Georgia Southern (Sep 5, 2015) |
| Punts inside 20 | 2 | vs Georgia Southern (Sep 5, 2015) |
| | 2 | vs Liberty (Sep 12, 2015) |
| Long Punt Return | 19 | vs Liberty (Sep 12, 2015) |

The Automated ScoreBook
West Virginia Game Superlatives (as of Sep 13, 2015)
All games

OPPONENT INDIVIDUAL GAME HIGHS

| | | |
|---------------------|------|---|
| Rushes | 17 | M. Breida, vs Georgia Southern (Sep 5, 2015) |
| Yards Rushing | 70 | M. Breida, vs Georgia Southern (Sep 5, 2015) |
| TD Rushes | 1 | MACON, T., vs Liberty (Sep 12, 2015) |
| Long Rush | 29 | RICE, D., vs Liberty (Sep 12, 2015) |
| Pass attempts | 32 | WOODRUM, J., vs Liberty (Sep 12, 2015) |
| Pass completions | 21 | WOODRUM, J., vs Liberty (Sep 12, 2015) |
| Yards Passing | 280 | WOODRUM, J., vs Liberty (Sep 12, 2015) |
| TD Passes | 1 | WOODRUM, J., vs Liberty (Sep 12, 2015) |
| Long Pass | 60 | WOODRUM, J., vs Liberty (Sep 12, 2015) |
| Receptions | 5 | RICE, D., vs Liberty (Sep 12, 2015) |
| Yards Receiving | 71 | SHELLS, D., vs Liberty (Sep 12, 2015) |
| TD Receptions | 1 | PARKER, Z., vs Liberty (Sep 12, 2015) |
| Long Reception | 60 | PARKER, Z., vs Liberty (Sep 12, 2015) |
| Field Goals | 1 | LUNSFORD, J., vs Liberty (Sep 12, 2015) |
| Long Field Goal | 49 | LUNSFORD, J., vs Liberty (Sep 12, 2015) |
| Punts | 4 | M. Flynn, vs Georgia Southern (Sep 5, 2015) |
| | 4 | TURNER, T., vs Liberty (Sep 12, 2015) |
| Punting Avg | 49.0 | R. Nowicki, vs Georgia Southern (Sep 5, 2015) |
| Long Punt | 55 | M. Flynn, vs Georgia Southern (Sep 5, 2015) |
| Punts inside 20 | 1 | R. Nowicki, vs Georgia Southern (Sep 5, 2015) |
| Long Punt Return | 3 | PARKER, Z., vs Liberty (Sep 12, 2015) |
| Long Kickoff Return | 27 | D. Keaton, vs Georgia Southern (Sep 5, 2015) |
| Tackles | 10 | NEWMAN, N., vs Liberty (Sep 12, 2015) |
| Sacks | 1.5 | B. Dawson, vs Georgia Southern (Sep 5, 2015) |
| Tackles For Loss | 2.0 | JAMES, A., vs Liberty (Sep 12, 2015) |
| | 2.0 | JACKSON, Co., vs Liberty (Sep 12, 2015) |

The Automated ScoreBook
West Virginia Game Superlatives (as of Sep 13, 2015)
All games

OPPONENT TEAM GAME HIGHS

| | | |
|------------------|------|-----------------------------------|
| Rushes | 57 | vs Georgia Southern (Sep 5, 2015) |
| Yards Rushing | 195 | vs Georgia Southern (Sep 5, 2015) |
| Yards Per Rush | 3.4 | vs Georgia Southern (Sep 5, 2015) |
| TD Rushes | 1 | vs Liberty (Sep 12, 2015) |
| Pass attempts | 33 | vs Liberty (Sep 12, 2015) |
| Pass completions | 21 | vs Liberty (Sep 12, 2015) |
| Yards Passing | 280 | vs Liberty (Sep 12, 2015) |
| Yards Per Pass | 8.5 | vs Liberty (Sep 12, 2015) |
| TD Passes | 1 | vs Liberty (Sep 12, 2015) |
| Total Plays | 70 | vs Georgia Southern (Sep 5, 2015) |
| Total Offense | 372 | vs Liberty (Sep 12, 2015) |
| Yards Per Play | 6.1 | vs Liberty (Sep 12, 2015) |
| Points | 17 | vs Liberty (Sep 12, 2015) |
| Sacks By | 2 | vs Georgia Southern (Sep 5, 2015) |
| | 2 | vs Liberty (Sep 12, 2015) |
| First Downs | 17 | vs Liberty (Sep 12, 2015) |
| Penalties | 4 | vs Liberty (Sep 12, 2015) |
| Penalty Yards | 26 | vs Liberty (Sep 12, 2015) |
| Turnovers | 5 | vs Georgia Southern (Sep 5, 2015) |
| Punts | 5 | vs Georgia Southern (Sep 5, 2015) |
| Punting Avg | 46.4 | vs Georgia Southern (Sep 5, 2015) |
| Long Punt | 55 | vs Georgia Southern (Sep 5, 2015) |
| Punts inside 20 | 1 | vs Georgia Southern (Sep 5, 2015) |
| Long Punt Return | 3 | vs Liberty (Sep 12, 2015) |