



FOOTBALL

WVU ATHLETIC COMMUNICATIONS
PO Box 877 | Morgantown, WV 26507-0877
304.293.2821

WVUSPORTS.com

2015 SCHEDULE/RESULTS



GEORGIA SOUTHERN
September 5
W/44-0.



LIBERTY
September 12
3 p.m.



MARYLAND
September 26



AT OKLAHOMA *
October 3



OKLAHOMA STATE *⊕
October 10



AT BAYLOR *
October 17



AT TCU *
October 29
7:30 p.m.



TEXAS TECH * ▲
November 7



TEXAS *
November 14



AT KANSAS *
November 21



IOWA STATE *
November 28



AT KANSAS STATE *
December 5

* BIG 12 CONFERENCE GAME
⊕ HOME/COMING
▲ MOUNTAINEER WEEK

GAME 2 // LIBERTY vs. WEST VIRGINIA

SAT., SEPT. 12, 2015 | 3 P.M.(ET) | MILAN PUSKAR STADIUM (60,000) | MORGANTOWN, W.VA.



THE SERIES WITH LIBERTY

All-Time Series WVU leads 1-0
In Morgantown WVU leads 1-0
In Lynchburg, Va. 0-0
Neutral Site 0-0
Gill vs. Holgorsen First Meeting



LIBERTY

2015 Record 1-0
Head Coach Turner Gill
Alma Mater/Year North Texas ('90)
Record at LU 23-14 (4th)
Overall Record 48-63 (10th)

WEST VIRGINIA

2015 Record 1-0
Head Coach Dana Holgorsen
Alma Mater/Year Iowa Wesleyan ('93)
Record at WVU 29-23(5th)
Overall Record 29-23(5th)



Wendell SMALLWOOD

KJDILLON

NOTES TO REMEMBER

- ▶ WVU is No. 14 all-time in college football winning percentage
- ▶ Since 2000, WVU is 93-12 when scoring 30 or more points in a contest/47-3 when scoring 40 or more points in a game
- ▶ There are 41 juniors and seniors on the 2015 WVU depth chart
- ▶ WVU has 50 players who have seen action in at least one Big 12 game during their career
- ▶ In the Dana Holgorsen era, WVU has produced 36 games with 400 or more yards of total offense, 20 games with more than 500 yards and eight with more than 600 yards
- ▶ In the Holgorsen era, WVU has scored 30 or more points in 36 games, 40 or more points in 19 games, 50 or more points in seven games and 60 or more points three times
- ▶ Since 1980, WVU is 218-95-4 in games played on artificial turf surfaces/29-23 on turf in this decade
- ▶ WVU is 71-10 since 2002 when winning the turnover battle
- ▶ WVU has won 31 of its last 33 non-conference regular-season games

- ▶ WVU has outrushed its opponents in 83 of its last 120 games; WVU's record is 83-37
- ▶ WVU is 213-108-2 all-time in day games since 1980/57-26 in day games in the 2000 decade and 30-15 in day games in this decade/23-14 in day games under Dana Holgorsen/13-5 in home day games under Holgorsen
- ▶ WVU is 177-76-5 all-time in the month of September/119-27-5 at home in September/11-4 in September games under Holgorsen/8-2 in September home games under Holgorsen
- ▶ WVU is 15-0 in games against NCAA FCS competition/4-0 under Holgorsen
- ▶ Karl Joseph's three interceptions in the third quarter against Georgia Southern was the fourth time a player had accomplished that feat since 2010
- ▶ Joseph's three third quarter interceptions was the third time in the modern era that a WVU player has accomplished that feat
- ▶ Shelton Gibson and Jovon Durante are the first WVU players to finish with more than 100 yards receiving in their first start and it was the 21st time in school history for two players to finish with more than 100 yards receiving



Game Coverage

TVRoot Sports
 Rob King (PBP), Marc Bulger (analysis),
 Rob Potash (sideline)
 Radio Tony Caridi (PBP), Dwight Wallace (analysis),
 Jed Drenning (sideline),
 Jeff Culhane (pre and postgame host)
 Satellite Radio Broadcast Sirius Ch 81, XM Ch 81
 Live Statistics WVU.Statbroadcast.com
 Twitter Updates @WVUFootball, @WVUsports

National Rankings

ASSOCIATED PRESS POLL //(PRESEASON)

School	Record	Points	Prev. Rank
1. Ohio State(61)	0-0	1525	--
2. TCU	0-0	1428	--
3. Alabama	0-0	1322	--
4. Baylor	0-0	1263	--
5. Michigan State	0-0	1256	--
6. Auburn	0-0	1192	--
7. Oregon	0-0	1156	--
8. USC	0-0	1085	--
9. Georgia	0-0	991	--
10. Florida State	0-0	959	--
11. Notre Dame	0-0	873	--
12. Clemson	0-0	862	--
13. UCLA	0-0	698	--
14. LSU	0-0	675	--
15. Arizona State	0-0	605	--
16. Georgia Tech	0-0	588	--
17. Ole Miss	0-0	563	--
18. Arkansas	0-0	410	--
19. Oklahoma	0-0	394	--
20. Wisconsin	0-0	393	--
21. Stanford	0-0	347	--
22. Arizona	0-0	311	--
23. Boise State	0-0	240	--
24. Missouri	0-0	219	--
25. Tennessee	0-0	114	--

ARV: Mississippi State 100, Texas A&M 61, Oklahoma State 46, Virginia Tech 42, Utah 36, Penn State 20, Louisville 12, Cincinnati 8, Nebraska 6, Kansas State 5, Florida 4, NC State 4, Texas 3, BYU 2, Northern Illinois 2, Michigan 2, California, Western Kentucky, **West Virginia**.

USA TODAY COACHES POLL //(PRESEASON)

School	Record	Points	Prev. Rank
1. Ohio State(62)	0-0	1,598	--
2. TCU(1)	0-0	1,487	--
3. Alabama(1)	0-0	1,452	--
4. Baylor	0-0	1,365	--
5. Oregon	0-0	1,260	--
6. Michigan State	0-0	1,230	--
7. Auburn	0-0	1,103	--
8. Florida State	0-0	1,057	--
9. Georgia	0-0	1,026	--
10. USC	0-0	1,014	--
11. Notre Dame	0-0	883	--
12. Clemson	0-0	838	--
13. LSU	0-0	727	--
14. UCLA	0-0	697	--
15. Ole Miss	0-0	668	--
16. Arizona State	0-0	577	--
17. Georgia Tech	0-0	573	--
18. Wisconsin	0-0	470	--
19. Oklahoma	0-0	407	--
20. Arkansas	0-0	377	--
21. Stanford	0-0	365	--
22. Arizona	0-0	299	--
23. Missouri	0-0	229	--
24. Boise State	0-0	190	--
25. Tennessee	0-0	166	--

ARV: Mississippi State 164, Texas A&M 149, Oklahoma State 89, Virginia Tech 70, Utah 40, Kansas State 37, Nebraska 27, Louisville 27, Minnesota 25, Penn State 20, South Carolina 18, Miami (Fla.) 16, Texas 8, Illinois 7, Duke 6, Air Force 5, Louisiana Tech 5, Marshall 4, Utah State 4, **West Virginia** 3, NC State 3, BYU 3, North Carolina 2, Florida 2, Georgia Southern 2, UCF, Cincinnati, Kentucky, Maryland, Michigan, Washington.



Shelton GIBSON

Nick KWIATKOSKI

Stat Comparisons

West Virginia	WVU Opponents	Liberty	Liberty Opponents	
44.0	0.0	Scoring Offense	32.0	13.0
21	14	First Downs	26	14
185.0	195.0	Rushing Offense	229.0	42.0
359.0	29.0	Passing Offense	188.0	227.0
544.0	224.0	Total Offense	417.0	269.0
0.0	19.2	Kick Return Average	15.5	18.5
0.0	0.0	Punt Return Average	-1.0	-2.0
4-0-0	0-0-0	INT-Return Average	2-0-0	1-2-0
1-0	2-1	Fumbles/Lost	0-0	3-0
5-37	1-15	Penalties/Yards	11-110	12-98
34.2	42.4	Net Punting Avg.	41.7	33.6
3-3	0-0	Field Goal-Attempts	1-2	0-0
25:53	34:07	Time of Possession	36:44	23:16
3-11 (27%)	5-16 (31%)	3rd Down Conversion	7-14 (50%)	5-13 (38%)
1-2 (50%)	1-4 (25%)	4th Down Conversion	2-2 (1.000%)	1-1 (1.000%)
1-4	2-24	Sacks By-Yards	5-27	1-8
6-7 (86%)	0-0 (0%)	Red Zone Scoring	2-3 (67%)	2-3 (67%)
3-7 (43%)	0-0 (0%)	Red Zone TD	2-3 (67%)	2-3 (67%)

The 2015 Mountaineer Roster

- ▶ The 2015 roster currently consists of 117 players from 16 different states and one from the District of Columbia (DaeJuan Funderburke).
- ▶ Leading the way is the Mountain State (26), followed by Sunshine State (23), Ohio (19), Pennsylvania (10), New Jersey (7), Maryland (6), Texas (6), Georgia (5), North Carolina (3), Virginia (3), Delaware (2), Mississippi (2) California, Illinois, New York and Tennessee.

Against The Big 12

- ▶ WVU is 20-20 all-time against current members of the Big 12 Conference. WVU is 2-1 vs. Baylor; 2-1 against Iowa State; 3-1 against Kansas; 1-4 vs. Kansas State; 2-5 vs. Oklahoma; 4-2 vs. Oklahoma State; 2-2 vs. Texas; 2-2 vs. TCU and Texas Tech.

On Turf

- ▶ Since 1980, West Virginia is 218-95-4 in games played on artificial turf surfaces. WVU was 57-29 on turf in the 1990s, 66-21 on turf in the 2000 decade and is 29-23 on turf in this decade.
- ▶ The Mountaineers are 22-21 on turf under Dana Holgorsen. West Virginia is 1-0 in 2015, was 6-6 in 2014, was 3-7 in 2013, 5-5 in 2012 and was 7-3 during the 2011 season.

Non-Conference Play

- ▶ West Virginia faces three non-conference opponents in the 2015 season. The Mountaineers are 1-0 against non-conference opponents in 2015, defeating Georgia Southern on Sept. 5, 44-0.
- ▶ WVU face FCS playoff quarterfinalist Liberty at home on Sept. 12, before playing host to Maryland in the annual border war on Sept. 26.

At Home

- ▶ The 2015 season marks the 36th season of competition for West Virginia at Milan Puskar Stadium.
- ▶ WVU holds a 157-60-4 (.719) all-time mark at the facility, which opened in 1980.
- ▶ There were 55,182 fans in attendance for the season opener against Georgia Southern. A total of 12,092,392 fans all time have watched a game at Mountaineer Field.

Fifth Year Seniors

- ▶ Eight Mountaineers on the 2015 team have already earned their bachelor's degree and are attending graduate school heading into this season: Jared Barber (LB), Isaiah Bruce (LB), Terrell Chestnut (CB), Skyler Howard (QB), Nick Kwiatkoski (LB), KJ Myers (WR), Jordan Thompson (WR) and Stone Underwood (OL)



Sklyer **HOWARD**

Karl **JOSEPH**

Game No. 1: West Virginia 44, Georgia Southern 0

MORGANTOWN, W.Va. (Sept 5, 2015) - Led by its veteran defense, West Virginia opened the 2015 season with an impressive, 44-0, shutout of Georgia Southern and its option offense.

The Eagles did not complete a pass until late in the third quarter and were held to just two completions and 29 yards through the air. Leading the Mountaineer defensive performance was senior Karl Joseph with three interceptions and a forced fumble to go along with a game high eight tackles.

For its part, the Mountaineer offense connected on big plays throughout the night and eventually broke the game open in the second half.

The scoring started fairly early in the first quarter on the game's opening possession. Much had been made in the preseason of West Virginia's young and talented receiving corps and the season's first touchdown went to a true freshman.

Finishing off a nine-play, 87-yard drive was quarterback Sklyer Howard's 41-yard bomb to Jovon Durante, marking the freshman's first career catch as a touchdown.

West Virginia has an All-American kicker and Lou Groza finalist in junior Josh Lambert, and the Mountaineers put his leg to work for the rest of the first half.

Lambert was called on to attempt his first field goal of the season at the 7:59 mark, and he converted from 26-yards out, ending the scoring in the opening quarter in favor of WVU, 10-0.

Lambert's kicking leg came in handy again in the second quarter as his 32-yard field goal ended a 66-yard scoring drive, before his 22-yarder closed a 65-yard drive and gave the Mountaineers a 16-0 advantage at the half.

While West Virginia chalked up 319 yards of total offense in the first half, the Eagles were held to just 89 total yards but still only trailed by two scores.

That soon changed in the second half, as the WVU offense erupted for 28 points and the first

half field goals turned in to second half touchdowns.

Karl **JOSEPH**'s second interception set up running back Rushel Shell's six-yard touchdown run at the 9:06 mark of the third.

Howard then threw his second touchdown pass in the game at the 4:19 mark, when he found Shelton Gibson for a 26-yard scoring strike and a 30-0 Mountaineer advantage.

Joseph's third interception in the quarter led to West Virginia's next score early in the fourth. Howard found receiver Daikiel Shorts for a 26-yard

pass, setting up Wendell Smallwood's 19-yard scoring run on the very next play. The rushing score sealed an impressive 85-yard drive in just six plays, giving WVU a 37-0 lead.

The Mountaineers finished the game's scoring with 2:26 left, when backup quarterback William Crest Jr. marched the Mountaineers on a 10-play, 41-yard drive that ended with Crest's two-yard run.

Gibson and Durante both made their first starts for the Mountaineers and responded with 100-yard receiving efforts. Gibson had three catches for 130 yards and a score, while Durante finished with three receptions for 121 yards and a touchdown. Ironically, both long receptions by the two receivers went for 57 yards.

Howard was solid with 16 completions for 359 yards, and Wendell Smallwood led the rushing effort with 96 yards and a score. In addition to the play of Joseph, a preseason All-American, the WVU defense got a strong performance out of senior linebacker Nick Kwiatkoski with seven tackles and two TFL

Final totals for West Virginia stood at 185 yards rushing and 359 passing for 544 yards of total offense on just 66 plays for an average of 8.4 yards per play.

With the win, West Virginia recorded back-to-back shutouts in home openers and improved to 88-31-4 all-time in season openers and 31-4-1 in openers at Milan Puskar Stadium.

Scoring and Statistical Summary

	1	2	3	4	F
Ga. Southern	0	0	0	0	0
West Virginia	10	6	14	14	44

1st	WVU - Jovon Durante 41 pass from Sklyer Howard (Josh Lambert kick) WVU - Lambert 26 FG
2nd	WVU - Lambert 32 FG WVU - Lambert 22 FG
3rd	WVU - Rushel Shell 6 rush (Lambert kick) WVU - Shelton Gibson 26 pass from Howard (Lambert kick)
4th	WVU - Wendell Smallwood 19 rush (Lambert kick) WVU - William Crest 2 rush (Lambert kick)

	GSU	WVU
First Downs	14	21
Rushes/Yards	57/195	40/185
Passing Yardage	29	359
Passes	2/13/4	16/26/0
Punts	5/232/46.4	4/177/44.2
Fumbles/Lost	2/1	1/0
Return Yardage	96	0
Penalties/Yards	1/15	5/37
Time of Possession	34:07	25:53

WVU RUSHING: Smallwood 11-96, Shell 8-42; WVU PASSING: Howard 16-25-0-359; WVU RECEIVING: Gibson 3-130, Durante 3-121; WVU TACKLES (TFL/QS): Joseph 8, Kwiatkoski 7 (2/0) Rose 6; WVU INTERCEPTIONS: Joseph (3), Askew Henry (1).

GSU RUSHING: Breida 17-70, Upshaw 16-64; GSU PASSING: Upshaw 2-13-4-29; GSU RECEIVING: Keaton 1-17, Johnson 1-12; GSU TACKLES (TFL/QS): Dobson 7, Jones 6, Gallon 6 (1/1), Williams 6 (1/0); GSU INTERCEPTIONS: None.

Attendance - 55,182



Comparing the Two Nationally

	WVU (FBS)	LU (FCS)
Scoring Offense	38	40
Rushing Offense	66	23
Scoring Defense	T1	18
Rushing Defense	90	5
Passing Offense	16	54
Total Offense	26	39
Passes Had Intercepted	T1	43
Pass Defense	3	63
Total Defense	23	22
Kickoff Returns	NR	91
Punt Returns	83	103
Net Punting	86	13
Passing Efficiency	18	48
Turnover Margin	T1	18
Interceptions	2	4
Pass Eff. Defense	1	31
First Downs	64	15
First Down Defense	34	16
Third Down Conv.	96	23
Opponent Third Down	53	46
Fourth Down Conv.	51	T1
Opponent Fourth Down	T1	80
Sacks By	74	T4
Sacks Against	68	18
Tackles for Loss	26	14
Tackles for Loss Allowed	33	73
Penalties	34	98
Possession Time	94	7
Punt Return Defense	9	3
Kickoff Return Defense	48	40
Turnovers Gained	2	21
Fumbles Gained	19	NR
Red Zone Offense	63	82
Red Zone Defense	T1	18



AdamPANKEY

ChristianBROWN

True and Redshirt Freshman Players

- ▶ Two true freshmen have seen saw action for the Mountaineers in 2015: Jovon Durante (WR) and Gary Jennings (WR).
- ▶ Five redshirt freshmen saw action for the Mountaineers in 2015: Amanii Brown (OL), Yodny Cajuste (OL), William Crest Jr (QB), Jaleel Fields (DL) and Donte Thomas-Williams (RB).

For Starters

- ▶ In 2015, the Mountaineers have a total of 31 players with at least one game of starting experience.
- ▶ Tops on that list are senior safety Karl Joseph (39), redshirt senior linebacker Nick Kwiatkoski (25), redshirt senior tight end Cody Clay (22), and redshirt senior defensive lineman Kyle Rose (21).

First-Time Players

- ▶ There are 13 Mountaineers who have seen their first WVU action during the 2015 season: Kyle Bosch (OL), Amanii Brown (OL), Yodny Cajuste (OL), Shane Commodore (S), Jovon Durante (WR), Jaleel Fields (DL), Larry Jefferson (DL), Gary Jennings (WR), Marcell Lazard (OL), C.J. Maduewesi (DL), Khairi Shariff (CB), Donte Thomas-Williams (RB) and Sylvester Townes (OL).

First-Time Starters

- ▶ Four Mountaineers earned their first career start during the 2015 season: Yodny Cajuste (OL), Kyle Bosch (OL), Jovon Durante (WR), Shelton Gibson (WR).

Overtime Games

- ▶ The 52-44 three-overtime loss to Iowa State in 2013 marked the 13th overtime game in West Virginia history. The Mountaineers own a 6-7 record in overtime games.
- ▶ West Virginia played its first overtime game against Pitt in 1997, dropping a three-overtime thriller, 41-38.

Overtime Games

Nov. 30, 2013	Iowa State 52, WVU 44, 3OT
Nov. 9, 2013	Texas 47, WVU 40, OT
Nov. 2, 2013	WVU 30, TCU 27, OT
Nov. 3, 2012	TCU 39, WVU 38, 2OT
Oct. 29, 2010	UConn 16, WVU 13, OT
Sept. 10, 2010	WVU 24, Marshall 21, OT
Nov. 8, 2008	Cincinnati 26, WVU 23, OT
Sept. 18, 2008	Colorado 17, WVU 14, OT
Dec. 2, 2006	WVU 41, Rutgers 39, 3OT
Oct. 15, 2005	WVU 46, Louisville 44, 3OT
Sept. 18, 2004	WVU 19, Maryland 16, OT
Nov. 11, 2000	WVU 31, Rutgers 24, 2OT
Nov. 28, 1997	Pitt 41, WVU 38, 3OT

WVU's Record When Wearing ... (since 2001)

Blue Jersey - Gold Pants: 27-9
 Blue Jersey - White Pants: 6-5
 Blue Jersey - Blue Pants: 24-8
 White Jersey - Gold Pants: 11-9
 White Jersey - White Pants: 18-15
 White Jersey - Blue Pants: 16-8
 Gold Jersey - Blue Pants: 7-1
 Gold Jersey - Gold Pants: 5-3
 Gold Jersey - White Pants: 3-1
 Gold Jersey - Gray Pants: 0-1
 Gray Jersey - Gray Pants: 1-0
 Nike Pro Combat Uniforms: 1-1

Weekly Media Planner (Monday, Sept. 7 - Sunday, Sept. 13)

Mon (7)	Tue (8)	Wed (9)	Thu (10)	Fri (11)	Sat (12)	Sun (13)
Big 12 football conference call - 11:40 a.m. - 11:50 a.m.	Dana Holgorsen Media Conference - 12 p.m. (Team Room)		Dana Holgorsen Statewide Radio Show 7 p.m. (Kegler's)	MSOC vs. James Madison 7 p.m.	FB vs. Liberty 3 p.m., Root Sports	WSOC vs. Longwood 1 p.m.
MSOC at Michigan St. 2 p.m.	Football Player/Assistant Coach Interviews Puskar Team Room 12:30 p.m.			WSOC vs. Ohio State 7 p.m.	VB vs. Connecticut Hanover, N.H. 5 p.m.	
				XC at Penn State Spiked Shoe Invite, TBA		
				VB at Dartmouth 7 p.m.		



Against The FCS

▶ West Virginia is 15-0 against schools which play at the NCAA FCS level:

2014	WVU 54, Towson 0
2013	WVU 24, William & Mary 17
2012	WVU 42, JMU 12
2011	WVU 55, Norfolk State 12
2010	WVU 31, Coastal Carolina 0
2009	WVU 33, Liberty 20
2008	WVU 48, Villanova 21
2006	WVU 52, Eastern Washington 3
2005	WVU 35, Wofford 7
2004	WVU 45, JMU 10
2002	WVU 56, Chattanooga 7
1982	WVU 43, Richmond 10
1980	WVU 31, Richmond 28
1979	WVU 20, Richmond 18
1978	WVU 14, Richmond 12

30 Is Enough

▶ Dating back to 1980, the Mountaineers hold a 175-17-1 record when scoring 30 or more points in a game. During the 1990s, the Mountaineers were 42-4 when scoring 30 or more points in a contest and were 40-2-1 in the '80s when reaching that mark. WVU is 93-12 since 2000 when scoring 30 points or more in a contest.

Scoring 40 or more Points

▶ Under Dana Holgorsen, West Virginia is 15-3 when scoring 40 or more points. Since 2000, the Mountaineers are 47-3 when hitting the 40-point plateau, and WVU is 178-3 all-time when scoring at least 40 points in a game.

Against Ranked Teams

▶ Beginning with a 27-0 loss to Fordham on Oct. 18, 1941, West Virginia has played 143 games against nationally ranked teams. Of those, 41 have been Mountaineer victories.
▶ Since 2001, WVU has posted 19 victories over ranked teams.

Coaching Staff Assignment

▶ Here's a breakdown of the WVU coaching staff assignments for the 2015 season:

Damon Cogdell: Assistant DL (Field)
 Ron Crook: OL (Field)
 Joe DeForest: Safeties/ST (Field)
 Lonnie Galloway: WR (Field)
 Tony Gibson: DC/LB (Field)
 Brian Mitchell: CB (Press Box)
 Mark Scott: (Press Box)
 Ja'Juan Seider: RB (Field)
 Bruce Tall: DL (Press Box)

WVU vs. 2015 Slate

▶ West Virginia owns a 50-42-2 record against its 2015 opponents.
 ▶ The Mountaineers have winning records over Baylor, Georgia Southern, Iowa State, Kansas, Liberty, Maryland, Oklahoma State and are even in their series with TCU, Texas and Texas Tech.

2015 Opponent	Series Record
Baylor.....	2-1
Georgia Southern.....	1-0
Iowa State.....	2-1
Kansas.....	3-1
Kansas State.....	1-4
Liberty.....	1-0
Maryland.....	27-22-2
Oklahoma.....	2-5
Oklahoma State.....	5-2
TCU.....	2-2
Texas.....	2-2
Texas Tech.....	2-2

Mountaineer Energizers

▶ When looking at career plays logged in by Mountaineer players, 16 players have seen action in more than 1,000 plays, three players with more than 2,000 and one with more than 3,000.
 ▶ Leading the group in career plays are senior safety Karl Joseph, who has recorded 3,173 plays over his career, 2,802 defensive plays and 371 on special teams. Senior tight end Cody Clay has seen action in 2,098 plays, 1,485 on offense and 613 on special teams. Senior linebacker Nick Kwiatkoski has been used on 2,050 plays, 1,710 on defense and 340 on special teams.

Looking at the Numbers

▶ The Mountaineer offense saw action on 66 plays against Georgia Southern and 70 plays by the defense.
 ▶ Of WVU's 66 offensive plays, six players registered more than 50 offensive plays, nine players saw action on more than 40 offensive plays, and 13 players on 30 or more plays.
 ▶ Yodny Cajuste, Tyler Orlosky and Adam Pankey led the offense with 58 plays and Marquis Lucas had 57.
 ▶ Of WVU's 70 defensive plays, four players were used on 60 or more defensive plays and nine players recorded more than 50 plays.
 ▶ Dravon Askew-Henry and Daryl Worley saw action in 63 plays, while Karl Joseph was used on 62 plays.

Average Per Down

▶ Here's a breakdown of how the 2015 West Virginia offense has operated on first, second, third and fourth down:
 ▶ On first down, the Mountaineers have run 33 plays and gained 295 yards for a 8.9 average. On second down, the Mountaineers have run 20 plays for 191 yards and a 9.6 average. On third down, the Mountaineers have run 11 plays for 56 yards and a 5.0 average gain. West Virginia has run two fourth down plays in 2015, gaining two yards for a 1.0 average on fourth down.
 ▶ WVU's touchdowns have come three times on first down (2 rushing/1 passing), two times on second down (1 rushing/1 passing), zero times on third down (0 rushing/0 passing), and zero touchdowns on fourth down (0 rushing/0 passing).

Offensive Analysis

▶ Breaking down the West Virginia offensive numbers for the 2015 season shows that the Mountaineers have run a total of 66 plays, 40 coming on the ground and 26 through the air. The rushing game has totaled 185 yards for an average of 4.6 yards per carry and three touchdowns. The passing attack has totaled 359 yards, two touchdowns and an average of 22.4 yards per completion.
 ▶ Combine the two and the Mountaineers have turned in 544 yards of total offense, five touchdowns, an average of 8.2 yards per play, and an average of 44.0 points per game.
 ▶ Deeper analysis shows that the Mountaineer offense has gained 10 first downs by the run and 21 via the pass. On average, West Virginia has totaled 185.0 yards per game on the ground, 359.0 yards per game passing and 544.0 yards per game of total offense.



On Network Television

- ▶ The Fox Sports Net telecast of the WVU Georgia Southern marked the 213th network television game for West Virginia. All-time WVU is 107-105-1 in nationally televised games.

Most Total Wins Over The Last 13 Years (2003-15)

Rk.	School	Wins
1.	Boise State	138
2.	Oklahoma	126
3.	LSU	124
4.	USC	123
5.	Oregon	120
6.	Ohio State	117
	TCU	117
8.	Georgia	116
	Wisconsin	115
10.	Virginia Tech	114
11.	Texas	113
12.	Florida	110
	Auburn	110
14.	Northern Illinois	107
15.	Utah	106
16.	West Virginia	105
17.	Nebraska	104
	BYU	104

Best Winning Percentage Away From Home (Road or Neutral) Over The Last 13 Years (2003-15)

Rk.	School	W-L	Winning %
1.	USC	62-18	.775
2.	Boise State	60-19	.759
3.	Texas	58-20	.744
4.	Ohio State	42-16	.724
5.	TCU	56-22	.718
6.	LSU	51-22	.699
7.	Oregon	52-25	.675
8.	Oklahoma	50-26	.658
9.	Georgia	52-28	.650
10.	Florida	47-30	.610
11.	Navy	50-33	.602
12.	Virginia Tech	48-32	.600
13.	West Virginia	43-29	.597
14.	Auburn	36-29	.554
15.	Boston College	39-36	.520

Best Home Winning Percentage Over The Last 13 Years (2003-15)

Rk.	School	W-L	Winning %
1.	Boise State	75-3	.962
2.	Ohio State	78-8	.907
3.	Oklahoma	69-8	.896
4.	Wisconsin	72-10	.878
5.	LSU	75-11	.872
6.	Georgia	59-11	.843
	USC	63-12	.840
8.	TCU	62-13	.827
9.	Virginia Tech	62-14	.816
10.	Florida	64-17	.790
11.	West Virginia	60-19	.760
12.	Texas	57-19	.750
13.	Iowa	53-19	.736
14.	Troy	44-16	.733
15.	Texas Tech	56-22	.718



JovonDURANTE

RushelSHELL

West Virginia OFFENSE

- ▶ WVU's offensive roster includes 14 true freshman, 13 redshirt freshman, eight redshirt sophomores, three juniors, eight redshirt juniors, one senior and five redshirt seniors
- ▶ Twenty-seven offensive players were used against Georgia Southern, including two quarterbacks, 11 offensive linemen, three running backs, eight receivers and three tight ends.
- ▶ Six players saw action on 50 or more plays against Georgia Southern, seven with 40 or more plays and 10 with 30 or more plays.
- ▶ Four offensive players received their first starts against Georgia Southern: Yodny Cajuste (OL), Kyle Bosch (OL), Jovon Durante (WR) and Shelton Gibson (WR)
- ▶ Two true freshmen saw time in their first game in a WVU uniform: Jovon Durante (WR), Gary Jennings (WR)
- ▶ Four redshirt freshman saw their first action: Yodny Cajuste (OL), Amanii Brown (OL), Marcell Lazard (OL) and Donte Thomas-Williams (RB)
- ▶ In the Holgorsen era, WVU has thrown for 300 or more yards 30 times, 400 or more 10 times and 500 or more twice
- ▶ The top games for amount of plays during the Holgorsen era:
 1. 108 - Maryland (2014)
 2. 96 - Towson (2014)
 3. 94 - Texas Tech (2014)
 4. 91 - Texas Tech (2012)
 - 91 - Oklahoma State (2012)
 6. 90 - Texas (2014)
 - 90 - Oklahoma State (2013)
 - 90 - TCU (2012)
- ▶ The top games for total first downs in school history:
 1. 36 - Washington & Lee (1923)
 2. 35 - Syracuse (1993)
 3. 34 - Colorado State (1980)
 4. 33 - Maryland (2014)
 - 33 - Towson (2014)
 - 33 - Baylor (2014)
 - 33 - Baylor (2012)
- ▶ The 44 points scored in the 2015 season opener against Georgia Southern marked the second most points scored in a season opener under Holgorsen (69 vs. Marshall, 2012)

- ▶ When WVU has passed for 250 or more yards over the past 10 years, its record is 28-18 and 49-29 when passing for 200 or more yards.

300 or More Yards Passing (Last 10 years)

656	Baylor (2012)	70-63/W
511	Maryland (2014)	40-37/W
469	Connecticut (2011)	43-16/W
463	LSU (2011)	21-47/L
448	James Madison (2012)	42-12/W
431	Norfolk State (2011)	55-12/W
410	Louisville (2011)	35-28/L
407	Kansas (2012)	59-10/W
407	Clemson (2011)	70-33/W
401	Oklahoma State (2012)	55-34/L
388	at Maryland (2011)	37-31/W
376	Oklahoma (2014)	45-33/L
372	at Cincinnati (2011)	24-21/W
365	vs. Alabama (2014)	33-23/L
359	Georgia Southern	44/0/W
	Georgia State (2013)	41-7/W
355	Towson (2014)	54-0/W
356	Iowa State (2013)	44-52/L
352	Rutgers (2010)	35-10/W
346	Texas A&M (2014)	45-37/L
338	Maryland (2012)	31-21/W
338	at Syracuse (2011)	49-23/L
334	East Carolina (2009)	35-20/W
332	North Carolina (2008)	31-30/W
323	Marshall (2012)	69-34/W
322	Baylor (2014)	41-27/W
320	Oklahoma (2012)	50-49/L
316	Marshall (2010)	24-21/W (OT)
310	Kansas State (2012)	26-20/L
302	Kansas (2014)	33-14/W
302	Auburn (2009)	30-41/L
301	Texas Tech (2014)	37-34/W

Bold = Holgorsen Era

- ▶ WVU is tied for No. 1 nationally in passes had intercepted and No. 3 in passing yards per completion
- ▶ The Mountaineers also are No. 18 in passing efficiency, No. 26 in total offense and No. 38 in scoring offense
- ▶ Quarterback Skyler Howard threw for 359 yards, his career high and second straight game he threw for more than 300 yards
- ▶ He also completed 16-of-25 passes, 64 percent, marking his highest completion percentage as a starting quarterback (65.2 as a backup against Kansas State)



TylerORLOSKY

DaikielSHORTS JR.

West Virginia OFFENSE

- ▶ Howard is ranked No. 3 nationally in yards per pass attempt, No. 4 in passing yards per completion, No. 8 in passing yards per game No. 11 in total offense and No. 12 in passing efficiency
- ▶ Howard's 16 completions were his third most, having 21 at Iowa State and 20 against Texas A&M
- ▶ Howard completed two 57 yard passes to Durante and Gibson, marking the longest passes he has completed
- ▶ His two touchdown passes against Georgia Southern marked his fourth straight game with multiple touchdown passes
- ▶ Receivers Jovon Durante and Shelton Gibson finished with 121 and 130 yards, respectively, marking the 21st time WVU has had double 100-yard receivers in a game
- ▶ The 100-yard receiving games by Gibson and Durante marked the 163rd and 164th 100 yard receiving game by WVU
- ▶ Gibson is ranked No. 2 nationally in yards per reception and No. 13 in receiving yards per game
- ▶ Gibson's 26-yard touchdown in the third quarter marked the first touchdown of his career
- ▶ Durante's 41-yard touchdown reception was his first career catch, making him the first player since KJ Myers (2012) to score a touchdown on his first career reception
- ▶ Durante is ranked No. 5 nationally in yards per reception and No. 19 in receiving yards per game
- ▶ Smallwood finished with 96 yards rushing against Georgia Southern, marking his third highest rushing total in his career. He had 132 at Oklahoma State and 123 at Texas Tech in 2014
- ▶ Orlosky is on the watch lists for the Rimington Trophy, signifying the top center in the nation and the Outland Trophy, the nation's best lineman
- ▶ Howard is on the watch list for the Earl Campbell/Tyler Rose Award, signifying the top offensive player from the state of Texas or playing at a school in the state of Texas

2015 Home and Away

Rushing	Att-Yds-Avg	Avg/Gm
Home (1-0)	40-185-4.6.....	185.0
Away (0-0)	000-000-0.0.....	000.0
Passing	Comp-Att-Yds-TD-Int	Avg/Gm
Home (1-0)	16-26-359-2-0.....	304.5
Away (0-0)	000-000-000-0-0.....	000.0
Total Offense	Rush-Pass-Total	Avg/Gm
Home (1-0)	185-359-544.....	544.0
Away (0-0)	000-000-0,000.....	000.0
Rush Defense	Att-Yds-Avg	Avg/Gm
Home (1-0)	57-195-3.4.....	195.0
Away (0-0)	000-000-0.0.....	000.0
Pass Defense	Comp-Att-Yds-TD-Int	Avg/Gm
Home (1-0)	2-13-29-0-4.....	29.0
Away (0-0)	000-000-000-0-0.....	000.0
Total Defense	Rush-Pass-Total	Avg/Gm
Home (1-0)	195-29-224.....	224.0
Away (0-0)	000-000-000.....	000.0

Scoring 20 or more in a quarter

- ▶ West Virginia scored 20 points in the first quarter against Texas A&M, marking the third time in 2014 in which WVU scored at least 20 points in a quarter.
- ▶ WVU has scored 20 or more points in a quarter 48 times since 2001 and has done it in two quarters of a game eight different times.

Game	Year	Points	Quarter
Texas A&M	2014	20	1st
Iowa State	2014	20	2nd
Towson	2014	21	2nd
Baylor	2013	21	4th
Georgia State	2013	21	4th
Kansas	2012	21	2nd
TCU	2012	21	2nd
Baylor	2012	21	3rd
Baylor	2012	21	2nd
James Madison	2012	21	1st
Marshall	2012	21	3rd
Marshall	2012	21	2nd
vs. Clemson	2011	35	2nd
Connecticut	2011	23	3rd
Bowling Green	2011	21	2nd
Norfolk State	2011	28	3rd
UNLV	2010	21	1st
Auburn	2009	21	1st
North Carolina	2008	21	1st
Louisville	2008	21	3rd
UConn	2008	21	3rd
UConn	2007	21	4th
UConn	2007	21	3rd
Miss. State	2007	28	1st
at Marshall	2007	21	3rd
at Marshall	2007	21	4th
W. Michigan	2007	21	3rd
vs. Ga. Tech	2006	21	3rd
Cincinnati	2006	21	2nd
Cincinnati	2006	21	3rd
Syracuse	2006	21	3rd
at Miss. State	2006	21	4th
Maryland	2006	21	1st
vs. Georgia	2005	21	1st
Pitt	2005	21	4th
UConn	2005	21	2nd
at Maryland	2005	24	4th
James Madison	2004	21	2nd
East Carolina	2004	28	2nd
Temple	2003	21	1st
at East Carolina	2003	20	2nd
at East Carolina	2003	21	3rd
at Temple	2002	21	1st
UT-Chattanooga	2002	21	2nd
UT-Chattanooga	2002	21	4th
Rutgers	2001	28	1st
Rutgers	2001	31	2nd
Kent State	2001	21	3rd



Daryl **WORLEY**

Kyle **ROSE**

West Virginia DEFENSE

- ▶ WVU's defensive roster includes 10 true freshman, five redshirt freshman, four sophomores, seven redshirt sophomores, six juniors, seven redshirt juniors, six seniors and six redshirt seniors
- ▶ Thirty defensive players were used against Georgia Southern, including nine defensive linemen, 10 linebackers, five cornerbacks and six safeties
- ▶ Four players saw action on 60 or more plays against Georgia Southern, nine with 50 or more plays and 11 with 40 or more plays.
- ▶ Five defensive players saw their first action at WVU; Jaleel Fields (DL), Larry Jefferson (DL), CJ Maduewesi (DL), Khairi Shariff (CB) and Shane Commodore (S)
- ▶ WVU pitched its second straight home opening shutout against Georgia Southern, last year's was a 54-0 win over Towson
- ▶ WVU leads the nation in scoring defense, red zone defense, passing efficiency defense, turnover margin and fewest turnovers lost
- ▶ The Mountaineer defense is No. 2 in passes intercepted, yards allowed and turnovers gained, No. 19 in fumbles recovered, No. 23 in total defense, No. 26 in tackles for loss and No. 34 in first down defense.
- ▶ The WVU defense held Georgia Southern to only two pass completions
- ▶ The WVU defense held the Eagles to 5-of-16 in third down defense (31 percent), including forcing them into three-and-outs on seven of 13 drives.
- ▶ The defense held the Eagles to 29 passing yards, the fifth fewest passing yards allowed in school history
 1. 0 - Pitt (1981)
 2. 21 - Ohio (1987)
 3. 24 - Penn State (1980)
 4. 27 - Rutgers (2001)
 5. **29 - Georgia Southern (2015)**
- ▶ The 224 yards given up by the defense is the fewest total yards given up since holding Kansas to 176 yards in 2014
- ▶ The Mountaineers finished with four interceptions against Georgia Southern. WVU last had four INTs in a 35-28 win at Boston College on Nov. 8, 2003.

- ▶ Joseph finished with three interceptions, pushing his career total to six. They were his first INTs since 2013. Joseph is the first Mountaineer to nab three interceptions in a game since Vann Washington did so in a 52-16 win over Louisiana Tech on Oct. 29, 2004.
- ▶ It also marked the third time in the modern era that a player finished with three interceptions in one quarter (Mike Slater at Kentucky, 1969 - 4th quarter and Jack Eastwood at Miami, 1973 - 4th quarter)
- ▶ Dravon Askew-Henry's second-quarter interception was the third of his career; tying him for No. 7 nationally in interceptions
- ▶ The five turnovers forced by WVU were the most since the Mountaineers forced eight against Rutgers in 2001
- ▶ Joseph is ranked No. 31 nationally in solo tackles
- ▶ Joseph is No. 1 nationally in interceptions and No. 2 in fumbles recovered
- ▶ Noble Nwachukwu is ranked No. 7 nationally in forced fumbles and No. 37 in sacks

West Virginia SPECIAL TEAMS

- ▶ John DePalma (LS), Josh Lambert (K) and Nick O'Toole (P) lead the WVU special teams
- ▶ Josh Lambert was a Lou Groza Award finalist in 2014 and holds the NCAA record for most field goals made of 40 yards or more in a season (16)
- ▶ Lambert tied the NCAA season record in 2014 for most contests with multiple field goals made in a game (10) and tied the mark for most with three field goals made in a game (6)
- ▶ Lambert was the No. 2 kicker in the nation in scoring (135) in 2014
- ▶ Lambert had the most field goals made nationally in 2014 (30)
- ▶ Lambert finished No. 1 in the Big 12 and No. 1 nationally in field goals made per game in 2014
- ▶ In 2015, Lambert started his season with three field goals against Ga. Southern and 14 total points

Pronunciation Guide

LAST NAMES

Arndt (Darren/Justin).....	like Yarn-dt
Cajuste (Yodny).....	ka-JUST
Chugunov (Chris).....	chug-uh-nov
DePalma (John).....	da-Palm-uh
Durante (Jovon).....	duh-rant
Funderburke (DaeJuan).....	like Thunder-burk
Gross (Marvin).....	Grose
Kwiatkoski (Nick).....	quit - a - Cowski
Kyeremeh (Nana).....	Ky-rum
Lazard (Marcell).....	Lah-zard
Levine (Scott).....	La-Veen
Maduewesi (CJ).....	mad-do-a-wessy
Matteo (Tony).....	muh-TAY-O
Nwachukwu (Noble).....	wah-Chew-coo
Orlosky (Tyler).....	or-Losk-E
Pegues (Xavier).....	pah-Geese
Petteway (Shaq).....	Pet-a-way
Rumph (Rick).....	rumf
Seider (Ja'Shaun).....	Sy-der
Sharif (Khairi).....	share-EEF

FIRST NAMES

Amanii (Brown).....	ah-mon-E
Daikiel (Shorts).....	da-Keel
DaJuan (Funderburke).....	Dah-juan
Deamonte (Lindsay).....	Dee-a-monty
Dontae (Angus).....	Don-tay
Dravon (Henry).....	Dray-vaughn
Hodari (Christian).....	hoe-Darr-E
Jaleel (Fields).....	jah-leel
Ja'Shaun (Seider).....	Ja-Shaun
Jovon (Durante).....	Joe-vaughn
Ka'Raun (White).....	Cah-Ron
Khairi (Shariff).....	ka-harr-E
Koi (Turner).....	Koy
Rasul (Douglas).....	Ra-sewell
Rushel (Shell).....	rush-ell
Tyrek (Cole).....	tie-Reek
Wendell (Smallwood).....	when-Dell
Xavier (Pegues).....	X-zay-vee-err

Online Pronunciation Guide

- ▶ A pronunciation guide provided by TheNameEngine.com also can be found at WVUsports.com on the football roster page. To hear a pronunciation of these names, click on the ear icon beside the name and a correct pronunciation will be provided.

- ▶ Lambert is tied for No.1 in the conference and No. 1 nationally in field goal percentage
- ▶ Lambert is tied for No. 1 in the Big 12 and No.2 nationally in field goals made per game (3.00)
- ▶ Lambert is tied for No. 1 in the Big 12 in total field goals made
- ▶ Lambert is No. 2 in Big 12 overall scoring and is No. 1 in Big 12 scoring by kickers (14.0)
- ▶ Lambert has made 50 career field goals and is tied for No. 5 on WVU's all-time list
- ▶ Punter Nick O'Toole ranks No. 6 in Big 12 punting and No. 34 nationally
- ▶ O'Toole's long punt of the year is 65 yards
- ▶ O'Toole's best punting average on the season is 44.2 yards vs. Ga. Southern
- ▶ West Virginia ranks No. 9 nationally and No. 3 in the Big 12 in punt return defense
- ▶ West Virginia ranks No. 6 in the conference and No. 48 nationally in kickoff return defense
- ▶ Against Georgia Southern, West Virginia did not record a punt or kickoff return



West Virginia Top Offensive Performances

Mountaineer Top Rushing Marks

1.	569	Washington & Lee	November 10, 1923
2.	536	East Carolina	September 28, 2002
3.	517	Connecticut	November 24, 2007
4.	478	East Carolina	September 4, 2004
5.	457	Syracuse	October 14, 2006
6.	458	Oklahoma	November 17, 2012
7.	451	Pitt	November 24, 2005
8.	446	Syracuse	October 30, 1993
	446	Rutgers	November 3, 2001
10.	437	Pitt	November 16, 2006
11.	427	Cincinnati	October 17, 1987
12.	397	East Carolina	September 22, 2007
13.	394	Eastern Washington	September 9, 2006
14.	382	Georgia	January 2, 2006
15.	379	Washington & Lee	November 10, 1923
	379	East Carolina	November 7, 1992
17.	378	Pitt	September 29, 1990
18.	376	West Virginia Wesleyan	October 1, 1938
	376	Louisville	November 22, 2008
20.	370	Cincinnati	October 21, 1989

Mountaineer Top Passing Marks

1.	656	Baylor	September 29, 2012
2.	511	Maryland	September 13, 2014
3.	469	UConn	October 8, 2011
4.	463	LSU	September 24, 2011
5.	452	Missouri	December 26, 1998
6.	448	James Madison	September 15, 2012
7.	431	Norfolk State	September 10, 2011
8.	416	Pitt	September 28, 1968
9.	410	Louisville	November 5, 2011

10.	409	Pitt	November 27, 1998
11.	407	Kansas	December 1, 2012
	407	Clemson	January 4, 2012
13.	401	Oklahoma State	November 10, 2012
14.	396	Pitt	October 15, 1994
15.	390	Purdue	September 2, 1995
16.	388	Maryland	September 17, 2011
17.	380	Miami	October 24, 1998
18.	376	Oklahoma	September 20, 2014
19.	372	Cincinnati	November 12, 2011
20.	371	Rutgers	November 9, 1996
21.	365	Boston College	October 5, 1996
	365	Alabama	August 31, 2014

Mountaineer Top Total Offense Marks

1.	807	Baylor	September 29, 2012
2.	778	Oklahoma	November 17, 2012
3.	694	Maryland	September 13, 2014
4.	674	Washington & Lee	November 10, 1923
5.	655	Marshall	September 1, 2012
6.	654	Syracuse	October 30, 1993
7.	647	Kansas	December 1, 2012
8.	643	Bowling Green	October 1, 2011
9.	641	Pitt	October 2, 1965
	641	Pitt	November 16, 2006
11.	627	Rutgers	November 3, 2001
12.	624	Connecticut	November 24, 2007
13.	623	Pitt	November 27, 1999
14.	621	East Carolina	September 4, 2004
15.	614	Temple	November 13, 1993
16.	606	Towson	September 6, 2014
17.	604	Georgia State	September 14, 2013

Charting Mountaineer Players of the Week

Game	O-Champ	D-Champ	ST-Champ	O-Scout	D-Scout	Big 12
Georgia Southern	Skyler Howard	Karl Joseph	Josh Lambert	David Sills	David Long	Karl Joseph
Liberty						
Maryland						
at Oklahoma						
Oklahoma State						
at Baylor						
at TCU						
Texas Tech						
Texas						
at Kansas						
Iowa State						
at Kansas State						

West Virginia Bests

Rushing Yards	569 vs. Washington & Lee	1923
Passing Yards	656 vs. Baylor	2012
Total Yards	807 vs. Baylor	2012
Total First Downs	36 vs. Washington & Lee	1923
Low Rushing Yards All	30 vs. Florida	1981
Low Passing Yards All	0 vs. Pitt	1981
Low Total Yards Allowed	14 vs. Maryland	1919
Fewest First Downs All	0 vs. Maryland	1919
Longest TD run	96 vs. N. Illinois	1986
Longest Non-TD Run	79 vs. Louisville	2008
Longest TD Reception	96 vs. Penn State	1973
Longest Non-TD Reception	84 vs. Miami	2003
Points (Game)	92 vs. Marshall	1916
Victory Margin	89 vs. Geneva	1951

West Virginia Bests - 2010 Decade

Rushing Yards	458 vs. Oklahoma	'12
Passing Yards	659 vs. Baylor	'12
Total Yards	807 vs. Baylor	'12
Total First Downs	33 vs 4 teams, latest Baylor	'14
First Downs Rushing	19 vs. Cincinnati	'10
First Downs Passing	23 vs. LSU	'11
Low Rushing Yards All	10 vs. Maryland	'10
Low Passing Yards All	29 vs. Ga. Southern	'14
Low Total Yards Allowed	122 vs. Towson	'14
Fewest First Downs All	7 vs. Towson	'14
Fewest 1st Downs Rushing All	0 vs. Kansas St.	'14
Fewest 1st Downs Passing All	2 vs. KU'13, GSU'15	
Longest TD run	80 vs. Rutgers	'11
Longest Non-TD Run	70 vs. Marshall	'12
Longest TD Reception	87 vs. Baylor	'12
Longest Non-TD Reception	75 vs. Okla. St.	'12
Points (Game)	70 vs. Clemson '11, Baylor '12	
Points (Half)	49 vs. Clemson '11 (First Half)	
Points (Qtr)	35 vs. Clemson '11 (Second)	
Victory Margin	54 vs. Towson	'14

West Virginia Bests - Holgorsen Era

Rushing Yards	458 vs. Oklahoma	'12
Passing Yards	656 vs. Baylor	'12
Total Yards	807 vs. Baylor	'12
Total First Downs	33 vs. 4 teams, latest Baylor	'14
First Downs Rushing	15 vs. Bowling Green	'11
First Downs Passing	23 vs. LSU	'11
Low Rushing Allowed	1 vs. Kansas State	'14
Low Passing Yards Allowed	29 vs. Ga. Southern	'15
Low Total Yards Allowed	122 vs. Towson	'14
Fewest 1st Downs Allowed	7 vs. Towson	'14
Fewest 1st Downs Rushing All	0 vs. Kansas St.	'14
Fewest 1st Downs Passing All	2 vs. KU'13, GSU'15	
Longest TD run	80 vs. Rutgers	'11
Longest Non-TD Run	70 vs. Marshall	'12
Longest TD Reception	87 vs. Baylor	'12
Longest Non-TD Reception	75 vs. Okla. St.	'12
Points (Game)	70 vs. Clemson '11, Baylor '12	
Points (Half)	49 (First Half) vs. Clemson '11	
Points (Qtr)	35 (Second) vs. Clemson '11	
Victory Margin	54 vs. Towson	'14

2015 Big 12 Standings

	Big 12	Pct.	Overall	Pct.
Baylor	0-0	.000	1-0	1.000
Iowa State	0-0	.000	1-0	1.000
Kansas State	0-0	.000	1-0	1.000
Oklahoma	0-0	.000	1-0	1.000
Oklahoma State	0-0	.000	1-0	1.000
TCU	0-0	.000	1-0	1.000
Texas Tech	0-0	.000	1-0	1.000
West Virginia	0-0	.000	1-0	.000
Kansas	0-0	.000	0-1	.000
Texas	0-0	.000	0-1	.000



TerrellCHESTNUT

DravonASKEW-HENRY

Special Teams/Defensive Touchdowns Since 2000

2014

KJ Dillon 35 interception return vs. Texas A&M
Terrell Chestnut 35 fumble recovery vs. TCU
Dravon Henry 52 interception return at Oklahoma State
Mario Alford 94 kickoff return vs. Kansas
Mario Alford 100 kickoff return vs. Alabama

2013

Karl Joseph 38 fumble return vs. Iowa State
Karl Joseph 0 fumble return at Baylor
Darwin Cook 32 interception return at Baylor
Ishmael Banks 58 interception return vs. Oklahoma State

2012

Tavon Austin 76 punt return vs. TCU
Tavon Austin 100 kickoff return vs. Kansas State
Doug Rigg 51 fumble return vs. Maryland
Isaiah Bruce 43 fumble return vs. Marshall

2011

Darwin Cook 99 fumble return vs. Clemson
Pat Miller 52 interception return at USF
Tavon Austin 90 kickoff return at USF
Julian Miller 0 fumble recovery at Cincinnati
Terence Garvin 37 interception return at Maryland
Tavon Austin 100 kickoff return vs. Marshall

2009

Sidney Glover 24 interception return at Rutgers
Tavon Austin 98 kickoff return vs. UConn

2008

Mortty Ivy 29 interception return vs. Villanova

2007

Reed Williams 0 fumble recovery vs. UConn
Eric Wicks 44 fumble return vs. Louisville
Keilen Dykes 19 interception return vs. Syracuse

2006

Vaughn Rivers 50 punt return vs. Mississippi State
Darius Reynaud 96 kickoff return vs. Maryland

2005

Jamille Addae 40 interception return vs. Pitt
Thandi Smith 1 punt return vs. Rutgers
Antonio Lewis 77 punt return vs. East Carolina
Eric Wicks 31 interception return vs. Syracuse

2004

Mike Lorello 21 interception return vs. Connecticut
Eric Wicks 34 interception return vs. Virginia Tech
Adam Lehnortt 21 fumble return vs. James Madison
Adam Jones 76 punt return vs. East Carolina

2003

Lance Frazier 64 punt return vs. Temple
Adam Jones 47 fumble return vs. Temple
Adam Jones 49 interception return vs. Boston College
Adam Jones 87 kickoff return vs. BC
Joe Hunter 0 punt return vs. UCF

2002

Arthur Harrison 0 fumble recovery vs. East Carolina
Angel Estrada 43 interception return vs. Rutgers

2001

Shawn Terry 100 kickoff return vs. Maryland
Shawn Hackett 10 fumble return vs. Rutgers
Shawn Hackett 50 interception return vs. Rutgers

2000

Grant Wiley 22 interception return vs. Boston College
Shawn Hackett 41 interception return vs. Boston College
Grant Wiley 15 interception return vs. Idaho
Ben Meighan 36 fumble return vs. VT
Shawn Terry 100 kickoff return vs. Syracuse
Bryant 49 interception return vs. Rutgers
Jason Davis 0 fumble return vs. East Carolina
Shawn Terry 89 kickoff return vs. Pitt
Lance Frazier 32 interception return vs. Pitt
Shawn Terry 99 kickoff return vs. Ole Miss

NFL Mountaineers

► There are 20 former Mountaineers on NFL rosters in 2015, playing for 13 different teams.



- | | |
|----------------|----------------------|
| Shaq Riddick | Arizona Cardinals |
| Ryan Mundy | Chicago Bears |
| Kevin White | Chicago Bears |
| Mario Alford | Cincinnati Bengals |
| Will Clarke | Cincinnati Bengals |
| Adam Jones | Cincinnati Bengals |
| Don Barclay | Green Bay Packers |
| Pat McAfee | Indianapolis Colts |
| J.T. Thomas | New York Giants |
| Geno Smith | New York Jets |
| Terence Garvin | Pittsburgh Steelers |
| Will Johnson | Pittsburgh Steelers |
| Dreamius Smith | San Diego Chargers |
| Mark Glowinski | Seattle Seahawks |
| Bruce Irvin | Seattle Seahawks |
| Tavon Austin | St. Louis Rams |
| Stedman Bailey | St. Louis Rams |
| Charles Sims | Tampa Bay Buccaneers |
| Keith Tandy | Tampa Bay Buccaneers |
| Quinton Spain | Tennessee Titans |

NCAA All-Time Leaders By Victories

Team	Years	Games	Record	Pct.
1. Michigan	136	1,279	915-328-36	.729
2. Notre Dame	127	1,231	881-308-42	.733
3. Texas	123	1,258	879-346-33	.712
4. Ohio State	126	1,245	872-319-53	.722
5. Nebraska	127	1,272	871-361-40	.700
6. Penn State	130	1,265	849-375-41	.687
7. Oklahoma	122	1,218	849-316-53	.719
8. Alabama	121	1,215	848-324-43	.716
9. Tennessee	119	1,228	811-363-53	.682
10. USC	124	1,185	803-327-54	.700
11. Georgia	123	1,240	777-410-54	.648
12. LSU	123	1,206	760-400-47	.650
13. Auburn	124	1,200	732-422-47	.630
14. West Virginia	123	1,240	720-475-45	.599
15. Syracuse	127	1,267	708-511-49	.578

Mountaineer 250-Yard Passing Games



Skyler HOWARD

A/C/Yds	Name	Opponent	Date
35/40/348	Clint Trickett	Towson	9/6/2014
26/43/348	Marc Bulger	Pitt	11/28/97
20/45/346	Skyler Howard	Texas A&M	12/29/2014
32/48/346	Marc Bulger	Miami	10/30/99
21/37/341	Bernie Galiffa	Penn State	10/28/72
30/43/338	Geno Smith	Maryland	9/22/2012
24/41/338	Geno Smith	Syracuse	10/21/2011
24/31/334	Jarrett Brown	East Carolina	9/12/2009
16/21/334	Chad Johnston	Rutgers	11/4/95
32/26/332	Pat White	North Carolina	12/27/2008
30/20/331	Marc Bulger	Pitt	11/27/99
32/36/323	Geno Smith	Marshall	9/1/2012
23/35/322	Clint Trickett	Baylor	10/18/2014
17/37/321	Jeff Hostetler	Oklahoma	9/11/82
20/35/320	Geno Smith	Oklahoma	11/17/2012
18/28/320	Allen McCune	Pitt	10/2/65
15/21/318	Brad Lewis	Mississippi	12/28/2000
32/45/316	Geno Smith	Marshall	9/10/2010
20/25/314	Oliver Luck	Temple	11/8/80
18/37/314	Bernie Galiffa	Pitt	11/4/72
20/28/312	Marc Bulger	Boston College	11/21/98
24/50/309	Clint Trickett	Oklahoma State	9/28/2013
21/34/309	Dan Kendra	Villanova	10/29/77
23/41/308	Darren Studstill	Miami, Fla.	10/31/92
20/33/306	Mike Sherwood	East Carolina	11/7/70
20/35/302	Clint Trickett	Kansas	10/4/2014
28/44/301	Clint Trickett	Texas Tech	10/11/2014
13/19/298	Bernie Galiffa	Virginia	9/23/72
15/21/297	Major Harris	Boston College	10/22/88
15/18/296	Allen McCune	William & Mary	9/25/65
20/25/293	Marc Bulger	Maryland	9/19/98
28/45/293	Dan Kendra	Syracuse	11/25/75
17/25/291	Chad Johnston	Missouri	10/1/94
12/20/290	Brad Lewis	East Carolina	11/18/2000
27/34/286	Brad Lewis	Kent State	9/22/2001
21/40/285	Skyler Howard	Iowa State	11/29/2014
19/37/285	Jeff Hostetler	Maryland	9/18/82
17/31/281	Bernie Galiffa	Syracuse	11/20/71
16/30/280	Kevin White	TCU	12/31/84
31/52/279	Brad Lewis	Maryland	9/29/2001
17/28/279	Jeff Hostetler	Rutgers	11/12/83
30/56/278	Geno Smith	Texas Tech	10/13/2012
17/28/274	Darren Studstill	Temple	11/13/93
18/29/273	Jeff Hostetler	Penn State	10/22/83
14/25/271	Rasheed Marshall	Syracuse	11/22/2003
15/19/270	Jake Kelchner	Maryland	9/13/93
12/20/269	Oliver Luck	Colorado State	9/13/80
25/35/268	Geno Smith	Texas	10/6/2012
19/29/268	Geno Smith	Maryland	9/18/2010
25/41/267	Clint Trickett	TCU	11/2/2013
11/18/267	Bernie Galiffa	Syracuse	11/18/72
29/16/266	Marc Bulger	Temple	10/23/99
17/27/265	Oliver Luck	Virginia Tech	10/17/81
32/54/260	Geno Smith	TCU	11/3/2012
16/32/259	Paul Millard	Texas	11/9/2013
13/28/257	Scott McBrien	Pitt	11/24/2000
15/31/257	Marc Bulger	Syracuse	11/7/98
14/20/257	Marc Bulger	Temple	10/10/98
21/32/257	Oliver Luck	East Carolina	10/31/81
17/35/256	Dan Kendra	Boston College	10/16/76
27/43/254	Clint Trickett	Texas Tech	10/19/2013
19/30/254	Richard Longfellow	Boston U.	10/11/58
21/36/253	Marc Bulger	Tulsa	9/26/98
13/31/252	Scott McBrien	Notre Dame	10/21/2000
12/23/250	Major Harris	Pitt	9/30/89
19/37/250	Jeff Hostetler	Penn State	10/23/82

A/C/Yds	Name	Opponent	Date
45/51/656	Geno Smith	Baylor	9/29/2012
37/49/511	Clint Trickett	Maryland	9/13/2014
38/65/463	Geno Smith	LSU	9/24/2011
27/45/450	Geno Smith	Connecticut	10/8/2011
34/50/429	Marc Bulger	Missouri	12/26/98
27/37/416	Mike Sherwood	Pitt	9/28/68
34/39/411	Geno Smith	James Madison	9/15/2012
31/44/410	Geno Smith	Louisville	11/5/2011
26/37/409	Marc Bulger	Pitt	11/27/98
23/24/407	Geno Smith	Kansas	12/1/2012
32/43/407	Geno Smith	Clemson	1/4/2012
16/39/396	Chad Johnston	Pitt	10/15/94
22/35/390	Chad Johnston	Purdue	9/2/95
36/49/388	Geno Smith	Maryland	9/17/2011
32/43/380	Marc Bulger	Miami	10/24/98
25/41/376	Clint Trickett	Oklahoma	9/20/2014
29/43/372	Geno Smith	Cincinnati	11/12/2011
20/34/371	Geno Smith	Norfolk State	9/10/2011
29/45/365	Clint Trickett	Alabama	8/30/2014
36/54/364	Geno Smith	Oklahoma State	11/10/2012
34/48/360	Oliver Luck	Syracuse	11/21/81
16/25/359	Skyler Howard	Georgia Southern	9/5/2015
25/41/359	Ford Childress	Georgia State	9/14/2013
21/37/356	Clint Trickett	Iowa State	11/30/2012
24/36/354	Marc Bulger	Navy	10/3/98
18/31/354	Chad Johnston	Boston College	10/5/96
23/28/352	Geno Smith	Rutgers	12/4/2010
25/40/353	Marc Bulger	Georgia Tech	12/29/97



Mountaineer 100-Yard Receivers

Name	Yards/Catches	Team/Year	Name	Yards/Catches	Team/Year
Stedman Bailey	303/13	Baylor/2012	Tavon Austin	123/12	Clemson/2012
Stedman Bailey	225/14	Oklahoma State/2012	Chris Henry	123/5	UCF/2003
Kevin White	215/13	Maryland/2014	Zach Abraham	122/3	Temple/1994
Mario Alford	215/8	Iowa State/2013	Tavon Austin	122/11	Maryland/2011
Tavon Austin	215/14	Baylor/2012	Jovon Durante	121/3	Georgia Southern/2015
Chris Henry	209/6	Syracuse/2003	Stedman Bailey	121/8	Syracuse/2012
Pat Greene	205/12	Pitt/1997	Tavon Austin	121/6	Rutgers/2010
Stedman Bailey	205/13	Oklahoma/2012	Ross Herron	121/7	Western Reserve/1950
Rahsaan Vanterpool	205/9	Pitt/1994	Chris Henry	119/4	Rutgers/2004
David Saunders	191/8	Boston College/1996	Stedman Bailey	118/8	Louisville/2011
Calvin Phillips	190/5	Cal-Fullerton/1988	Chris Henry	118/8	Boston College/2004
Oscar Patrick	190/10	Penn State/1968	Bob Dunlevy	118/4	Syracuse/1965
Shawn Foreman	189/11	Missouri/1998	Travis Garvin	117/3	Virginia Tech/2003
Tavon Austin	187/11	LSU/2011	Phil Braxton	117/3	Pitt/2000
Zach Abraham	180/6	Pitt/1994	Antonio Brown	116/8	Kent State/2001
Tavon Austin	179/13	Maryland/2012	Stedman Bailey	115/8	LSU/2011
Antonio Brown	179/6	East Carolina/2000	Jock Sanders	115/12	Auburn/2009
Stedman Bailey	178/7	Connecticut/2011	Shawn Foreman	115/5	Pitt/1998
David Saunders	178/11	Rutgers/1996	Rahsaan Vanterpool	115/10	Ball State/1994
Chris Henry	176/4	Rutgers/2003	Steve Lewis	115/5	California/1978
Kevin White	173/10	Oklahoma/2014	Danny Buggs	115/5	Pitt/1972
Stedman Bailey	173/13	James Madison/2012	Tom Yeater	115/3	Oregon State/1962
Mike Baker	172/8	Rutgers/1993	J.D. Woods	114/13	Baylor/2012
Shawn Foreman	164/6	Rutgers/1996	Calvin Phillips	114/4	Penn State/1988
Stedman Bailey	159/11	Kansas/2012	Tavon Austin	113/11	James Madison/2012
Antonio Brown	156/6	Ole Miss/2000	Stedman Bailey	113/8	Maryland/2011
Shawn Foreman	158/9	Miami/1998	Khori Ivy	113/6	Pitt/1998
Khori Ivy	155/7	Temple/2000	David Saunders	113/7	Syracuse/1996
Shawn Foreman	153/10	Boston College/1997	John Talley	113/4	Syracuse/1987
Rahsaan Vanterpool	152/9	Boston College/1996	Oscar Patrick	113/7	Virginia Tech/1968
Willie Drewrey	152/6	TCU/1984	Oscar Patrick	113/5	Penn State/1967
Gary Mullen	152/7	Virginia/1984	Stedman Bailey	112/4	Bowling Green/2011
Danny Buggs	151/6	Illinois/1973	Steve Lewis	112/7	Colorado State/1978
Lovett Purnell	149/8	Purdue/1995	Rahsaan Vanterpool	111/3	Louisiana Tech/1994
David Saunders	149/8	Rutgers/1995	Ed Hill	111/4	Temple/1993
Rich Hollins	148/6	Virginia Tech/1981	Danny Buggs	111/4	Boston College/1973
Rich Hollins	148/8	Maryland/1981	Oscar Patrick	111/7	Villanova/1968
Reggie Rembert	145/5	Pitt/1989	Tavon Austin	111/4	Kansas/2012
Kevin White	143/9	Alabama/2014	Darius Reynaud	110/5	East Carolina/2006
Khori Ivy	142/9	Miami/1999	David Saunders	110/6	Syracuse/1998
Cedric Thomas	142/7	Temple/1980	Shawn Foreman	110/12	Georgia Tech/1997
Darrell Miller	141/8	Virginia/1981	Rahsaan Vanterpool	110/8	Purdue/1996
Danny Buggs	140/6	William & Mary/1972	Scott MacDonald	110/5	N.C. State/1975
Jerry Porter	139/3	Pitt/1999	Jordan Thompson	109/6	Texas Tech/2014
Bob Dunlevy	139/5	William & Mary/1965	Devon Brown	109/4	Norfolk State/2011
Milt Clegg	139/8	Syracuse/1964	Jay Kearney	109/5	Penn State/1992
Jim Braxton	138/5	East Carolina/1970	Rich Hollins	109/4	Maryland/1983
Terry Fairbanks	138/4	Boston U./1958	Oscar Patrick	109/5	Richmond/1968
Mario Alford	136/7	Oklahoma State/2014	Oscar Patrick	109/5	Villanova/1967
Rahsaan Vanterpool	135/6	Temple/1995	Phil Braxton	108/2	Pitt/2002
James Jett	135/5	Cincinnati/1990	Phil Braxton	108/4	Virginia/2002
Darius Reynaud	134/9	Marshall/2007	Antonio Brown	108/10	Maryland/2001
Lovett Purnell	134/3	Rutgers/1995	Zach Abraham	107/7	South Carolina/1994
Reggie Rembert	134/5	Ball State/1989	Tavon Austin	106/7	Maryland/2010
Kevin White	132/16	Texas/2014	Miquelle Henderson	106/5	Wisconsin/2002
Kevin White	132/8	Baylor/2014	Jay Kearney	106/4	Rutgers/1993
Kevin White	132/6	Kansas/2014	Jay Kearney	106/5	Boston College/1993
Chris Henry	132/5	Boston College/2003	Harvey Smith	106/4	Syracuse/1985
Marshall Mills	132/7	Virginia/1972	Charles Becca	106/3	Temple/1948
Mario Alford	131/11	Maryland/2014	Miquelle Henderson	105/8	Cincinnati/2002
Ivan McCartney	131/6	Connecticut/2011	Anthony Becht	105/5	Boston College/1999
Shelton Gibson	130/3	Georgia Southern/2015	David Saunders	105/8	East Carolina/1996
Kevin White	130/7	Baylor/2013	Randy Swinson	105/7	Penn State/1977
Stedman Bailey	130/7	Syracuse/2011	Stedman Bailey	104/9	Marshall/2012
Steve Slaton	130/6	Pitt/2006	Stedman Bailey	104/6	Cincinnati/2011
David Saunders	130/9	North Carolina/1996	Jay Kearney	104/3	Maryland/1993
David Saunders	130/6	Purdue/1995	Reggie Rembert	104/5	Syracuse/1989
Ed Hill	130/9	Miami/1992	John Talley	104/7	Syracuse/1986
Cedric Thomas	130/7	Villanova/1977	Danny Buggs	103/8	Temple/1974
Kevin White	129/7	Texas A&M/2014	Tavon Austin	102/10	Texas/2012
Greg Dykes	128/5	South Carolina/1989	James Jett	102/5	Maryland/1990
Tavon Austin	126/9	Cincinnati/2011	Tavon Austin	102/10	Pitt/2011
Shawn Foreman	126/7	East Carolina/1997	Mario Alford	101/7	Oklahoma/2014
Mike Baker	126/8	Maryland/1993	Kevin White	101/10	Towson/2014
Danny Buggs	126/7	Penn State/1972	Ivan McCartney	101/8	Maryland/2011
Bill Marker	126/5	Penn State/1953	David Saunders	101/5	Temple/1998
Jay Kearney	125/3	Missouri/1993	James Jett	101/3	Louisiana Tech/1992
Cedric Thomas	125/3	Colorado State/1980	Tavon Austin	101/11	TCU/2012
Nate Stephens	125/5	William & Mary/1971	Rich Hollins	101/3	Oklahoma/1982
Jerry Porter	124/4	Georgia Tech/1997	Steve Lewis	101/5	Boston College/1976
Kevin White	123/13	Texas Tech/2014	Richard Rader	101/3	Pitt/1965
			Darrell Miller	100/5	Florida State/1982
			Brad Starks	100/4	UNLV/2010

West Virginia Depth Chart

Career Games Played/Starts

	GP/GS	2015	2014	2013	2012
Cody Clay, r-Sr., TE/FB/WR	39/22	1/0	13/7	12/9	13/6
John DePalma, Sr., LS	39/0	1/0	13/0	12/0	13/0
Karl Joseph, Sr., S	39/39	1/1	13/13	12/12	13/13
^Shaq Petteway, r-Sr., S/LB	39/2	1/1	13/1	0/0	13/0
Kyle Rose, r-Sr., DL	39/21	1/1	13/13	12/6	13/1
Isaiah Bruce, r-Sr., LB	38/20	1/0	13/1	11/7	13/12
Jordan Thompson, Sr., WR	37/13	1/0	13/9	10/2	13/2
KJ Dillon, Sr., S	36/17	1/1	13/12	9/4	13/0
Nick Kwiatkowski, r-Sr., LB	36/25	1/1	13/13	10/10	12/1
KJ Myers, r-Sr., WR	34/2	1/0	12/0	12/2	9/0
*Jared Barber, r-Sr., LB	33/14	1/1	0/0	10/7	10/4
Eric Kinsey, Sr., DL	33/4	1/0	9/0	10/3	13/1
Rick Rumph, Sr., CB	32/0	1/0	13/0	9/0	9/0
Terrell Chestnut, r-Sr., CB	29/16	1/1	12/12	10/0	6/3
Christian Brown, r-Jr., DL	28/2	1/1	12/1	4/0	11/0
Jarrod Harper, r-Jr. S	26/0	1/0	13/0	12/0	--
Nick O'Toole, Sr., P	26/0	1/0	13/0	12/0	--
Daikiel Shorts, Jr., WR	26/14	1/1	13/4	12/9	--
Wendell Smallwood, Jr., RB	26/11	1/1	13/9	12/1	--
Josh Lambert, r-Jr., K	25/10	1/0	13/0	11/0	--
Marquis Lucas, r-Sr., OL	25/18	1/1	13/13	10/4	1/0
Tyler Orlosky, r-Jr., OL	25/17	1/1	13/13	11/3	--
Justin Arndt, r-Jr., LB	23/0	1/0	13/0	9/0	--
Noble Nwachukwu, r-Jr., DL	23/14	1/1	13/13	9/0	--
Daryl Worley, Jr., CB	23/17	1/1	11/11	11/5	--
Adam Pankey, r-Jr., OL	22/14	1/1	13/13	8/0	--
Jeremy Tyler, Jr., S	22/1	1/0	13/0	8/1	--
Sean Walters, r-Jr., LB	19/0	1/0	6/0	12/0	--
Nana Kyeremeh, r-Jr., CB	18/1	1/0	4/0	0/0	13/1
Vernon Davis, r-Jr., WR	17/0	1/0	10/0	6/0	--
Devonte Mathis, r-Jr., WR	17/0	1/0	8/0	8/0	--
Al-Rasheed Benton, r-So., LB	14/0	1/0	13/0	--	--
Dravon Askew-Henry, So., S	14/14	1/1	13/13	--	--
Edward Muldrow, Sr., LB	13/8	0/0	13/8	--	--
Dayron Wilson, r-Sr., S	13/0	0/0	13/0	--	--
Rushel Shell, r-Jr., RB	13/9	1/1	12/8	--	--
Elijah Wellman, r-So., RB/TE/FB	13/0	1/0	12/0	--	--
Shelton Gibson, r-So., WR	13/1	1/1	12/0	--	--
Darrien Howard, Sr., DL	13/0	1/0	8/0	4/0	--
Marvin Gross, r-So., LB	12/0	1/0	0/0	11/0	--
Xavier Preston, So., LB	10/0	1/0	9/0	--	--
Jon Lewis, r-So., DL	9/0	1/0	8/0	--	--
Grant Lingafelter, r-So., OL	6/0	1/0	5/0	--	--
Tony Matteo, r-Jr., OL	6/1	1/0	5/1	--	--
Stone Underwood, r-Sr., OL	5/0	1/0	4/0	--	--
Skyler Howard, Jr., QB	5/3	1/1	4/2	--	--
Darren Arndt, r-Sr., DL	3/0	1/0	1/0	1/0	--
Marcell Lazard, r-So., OL	3/0	1/0	2/0	--	--
Hodari Christian, r-So., LB	3/0	1/0	2/0	--	--
Mike Molina, r-So., K	3/0	1/0	2/0	--	--
William Crest, Jr., r-Fr., QB	2/0	1/0	1/0	--	--
Kyle Bosch, r-So., OL	1/1	1/1	--	--	--
Amanii Brown, r-Fr., OL	1/0	1/0	--	--	--
Yodny Cajuste, r-Fr., OL	1/1	1/1	--	--	--
Shane Commodore, r-Fr., S	1/0	1/0	--	--	--
Jovon Durante, Fr., WR	1/1	1/1	--	--	--
Gary Jennings, Fr., WR	1/0	1/0	--	--	--
Nick Meadows, r-So., LS	1/0	0/0	1/0	--	--
Jaleel Fields, r-Fr., DL	1/0	1/0	--	--	--
Larry Jefferson, Jr., DL	1/0	1/0	--	--	--
CJ Maduwesi, r-Fr., DL	1/0	1/0	--	--	--
Khairi Shariff, r-Jr., CB	1/0	1/0	--	--	--
Donte Thomas-Williams, r-Fr., RB	1/0	1/0	--	--	--
Sylvester Townes, r-Jr., OL	1/0	1/0	--	--	--

*Includes 2011 for Jared Barber (12/2)
 ^Includes 2011 for Shaq Petteway (13/0)

Offense

Position	No.	Name	Ht.	Wt.	Cl.	GP	GS	Hometown
WR (X)	1	Shelton Gibson	5-11	192	r-So.	13	1	Cleveland, Ohio
	81	Vernon Davis Jr.	5-10	170	r-Jr.	17	0	Miami, Fla.
	2	Ka'Raun White	6-1	198	r-So.	0	0	Macungie, Pa.
LT	55	Yodny Cajuste	6-5	295	r-Fr.	1	1	Miami, Fla.
	56	Grant Lingafelter	6-5	314	r-So.	6	0	Chagrin Falls, Ohio
LG	57	Adam Pankey	6-5	312	r-Jr.	22	14	Hamilton, Ohio
	58	Amanii Brown	6-5	292	r-Fr.	1	0	Morgantown, W.Va.
C	65	Tyler Orlosky	6-4	296	r-Jr.	25	17	Cleveland, Ohio
	59	Stone Underwood	6-4	298	r-Sr.	5	0	Brookhaven, Miss.
RG	*62	Kyle Bosch	6-5	310	r-So.	7	4	St. Charles, Ill.
	70	Tony Matteo	6-4	294	r-Jr.	6	1	Clinton, Ohio
RT	78	Marquis Lucas	6-4	315	r-Sr.	25	18	Miami, Fla.
	77	Marcell Lazard	6-5	306	r-So.	3	0	Bloomfield, N.J.
IR (Y)	6	Daikiel Shorts Jr.	6-1	201	Jr.	26	14	Clayton, N.J.
	10	Jordan Thompson	5-7	175	Sr.	37	13	Katy, Texas
	19	KJ Myers	6-2	197	r-Sr.	34	2	Jacksonville, Fla.
WR (Z)	5	Jovon Durante	6-0	165	Fr.	1	1	Hollywood, Fla.
	82	Devonte Mathis	6-1	209	r-Jr.	17	0	Miami, Fla.
	12	Gary Jennings	6-1	206	Fr.	1	0	Stafford, Va.
QB	3	Skyler Howard	6-0	206	Jr.	5	3	Fort Worth, Texas
	16	William Crest Jr.	6-2	212	r-Fr.	2	0	Baltimore, Md.
	11	Chris Chugunov	6-1	201	Fr.	0	0	Skillman, N.J.
TE/H	88	Cody Clay	6-4	262	r-Sr.	39	22	Alum Creek, W.Va.
	89	Darren Arndt	6-3	244	r-Sr.	3	0	Martinsburg, W.Va.
RB	7	Rushel Shell	5-10	224	r-Jr.	13	9	Hopewell, Pa.
	28	Elijah Wellman	6-2	234	So.	13	0	Huntington, W.Va.
	8	Donte Thomas-Williams	6-1	218	r-Fr.	1	0	Durham, N.C.
HB	4	Wendell Smallwood	5-11	202	Jr.	26	11	Wilmington, Del.
	23	Jacky Marcellus	5-8	182	r-So.	0	0	Immokalee, Fla.

Defense

Position	No.	Name	Ht.	Wt.	Cl.	GP	GS	Hometown
DE	95	Christian Brown	6-2	290	r-Jr.	28	2	Fort Myers, Fla.
	45	Eric Kinsey	6-3	280	Sr.	33	4	Miami, Fla.
NT	93	Kyle Rose	6-4	295	r-Sr.	39	21	Centerville, Ohio
	49	Darrien Howard	6-1	300	Jr.	13	0	Dayton, Ohio
DE	97	Noble Nwachukwu	6-2	271	r-Jr.	23	14	Wylie, Texas
	92	Jon Lewis	6-3	270	r-So.	9	0	Morgantown, W.Va.
SAM	35	Nick Kwiatkoski	6-2	238	r-Sr.	36	25	Bethel Park, Pa.
	5	Xavier Preston	6-2	236	So.	10	0	Stuart, Fla.
	31	Isaiah Bruce	6-1	238	r-Sr.	38	20	Jacksonville, Fla.
MIKE	42	Jared Barber	6-0	232	r-Sr.	33	14	Mocksville, N.C.
	17	Al-Rasheed Benton	6-1	235	r-So.	14	0	Newark, N.J.
	30	Justin Arndt	5-11	210	r-Jr.	23	0	Martinsburg, W.Va.
WILL	36	Shaq Petteway	6-0	232	r-Sr.	39	2	Steubenville, Ohio
	43	Sean Walters	6-2	226	r-Jr.	19	0	Hollywood, Fla.
CB	7	Daryl Worley	6-1	202	Jr.	23	17	Philadelphia, Pa.
	3	Rick Rumph III	5-11	185	Sr.	32	0	Daytona Beach, Fla.
FS	6	Dravon Askew-Henry	5-11	202	So.	14	14	Aliquippa, Pa.
	38	Shane Commodore	6-0	208	r-So.	1	0	Morgantown, W.Va.
SPUR	9	KJ Dillon	6-1	209	Sr.	36	17	Apopka, Fla.
	24	Jeremy Tyler	5-11	206	Jr.	22	1	Lithonia, Ga.
BS	8	Karl Joseph	5-11	200	Sr.	39	39	Orlando, Fla.
	22	Jarrod Harper	6-1	211	r-Jr.	26	0	Frostburg, Md.
CB	16	Terrell Chestnut	5-11	193	r-Sr.	29	16	Pottstown, Pa.
	5	Nana Kyeremeh	5-11	192	r-Jr.	18	1	Worthington, Ohio

Special Teams

Position	No.	Name	Ht.	Wt.	Cl.	GP	GS	Hometown
K	86	Josh Lambert	5-11	212	r-Jr.	25	0	Garland, Texas
	48	Mike Molina	5-8	176	r-So.	3	0	Hurricane, W.Va.
P	91	Nick O'Toole	6-3	216	Sr.	26	0	Corona, Calif.
	15	Billy Kinney	6-4	206	r-Fr.	0	0	Morgantown, W.Va.
LS	87	John DePalma	6-6	252	Sr.	39	0	Cumming, Ga.
	46	Nick Meadows	5-11	232	r-So.	1	0	Princeton, W.Va.
H	91	Nick O'Toole	6-3	216	Sr.	26	0	Corona, Calif.
	15	Billy Kinney	6-4	206	r-Fr.	0	0	Morgantown, W.Va.
KO	91	Nick O'Toole	6-3	216	Sr.	26	0	Corona, Calif.
	48	Mike Molina	5-8	176	r-So.	3	0	Hurricane, W.Va.
PR	9	KJ Dillon	6-1	209	Sr.	36	0	Apopka, Fla.
	12	Gary Jennings	6-1	206	Fr.	1	0	Stafford, Va.
KR	1	Shelton Gibson	5-11	192	r-So.	13	0	Cleveland, Ohio
	9	KJ Dillon	6-1	209	Sr.	36	0	Apopka, Fla.

* - Bosch's Games Played/Started are his Michigan numbers



Record Under Holgorsen

overall.....	29-23
playing at home.....	16-11
playing on the road.....	11-8
playing at a neutral site.....	2-4
vs. ranked opponents.....	6-10
in bowl games.....	1-2
in overtime.....	1-3
more than 7 days to prepare.....	10-8
in August.....	1-1
in September.....	12-4
in October.....	8-6
in November.....	5-10
in December.....	2-2
in January.....	1-0
outrushing opponent.....	18-4
when rushing for 200 yards.....	11-3
when rushing for 300 yards.....	2-1
outrushed by opponent.....	11-19
outpassing opponent.....	22-13
when passing for 300 yards.....	18-10
when passing for 400 yards.....	7-3
when passing for 500 yards.....	2-0
when passing for 600 yards.....	1-0
outpassed by opponent.....	7-10
when allowing 200 yards passing.....	17-17
when allowing 250 yards passing.....	11-13
when allowing 300+ yards passing.....	6-7
more total offense than opponent.....	24-8
when having 400+ total offense.....	23-12
when having 500+ total offense.....	15-5
when having 600+ total offense.....	6-1
when having 700+ total offense.....	1-1
when having 800+ total offense.....	1-0
same total offense as opponent.....	1-0
less total offense than opponent.....	4-15
when allowing 400+ total offense.....	12-17
when allowing 500+ total offense.....	2-9
committing fewer turnovers.....	12-6
committing more turnovers.....	9-14
turnovers are even.....	8-3
0-30:00 of time of possession.....	16-18
30:01-plus of time of possession.....	13-7
scoring first.....	19-7
opponent scores first.....	10-16
leading after the 1st quarter.....	15-7
trailing after the 1st quarter.....	9-15
tied after the 1st quarter.....	5-1
leading at halftime.....	21-5
trailing at halftime.....	7-15
tied at halftime.....	1-3
leading after the 3rd quarter.....	21-4
trailing after the 3rd quarter.....	6-19
tied after the 3rd quarter.....	2-0
scoring 0-10 points.....	29-23
scoring 11-20 points.....	29-21
scoring 21-30 points.....	28-16
scoring 31-40 points.....	26-9
scoring 41-plus points.....	14-3
opponent scores 0-10 points.....	29-23
opponent scores 11-20 points.....	23-23
opponent scores 21-30 points.....	16-22
opponent scores 31-40 points.....	8-22
opponent scores 41-plus points.....	2-11
individual 100-yard rusher.....	13-3
opponent 100-yard rusher.....	8-11
opponent less than 100-yards rushing.....	8-1
individual 1 100-yard receiver.....	20-13
individual 2 100-yard receivers.....	9-2
individual 3 100-yard receivers.....	2-0
opponent 100-yard receiver.....	10-12
individual 300-yard passer.....	17-11
individual 400-yard passer.....	5-2

West Virginia Head Coach Dana Holgorsen - Fifth Year



Coaching Highlights West Virginia

- ▶ Has six wins over Top 25 opponents in his four-year tenure at WVU
- ▶ Had 12 players earn All-American honors
- ▶ Four players drafted in the 2015 NFL Draft - Kevin White, taken with the seventh pick of the first round by the Chicago Bears; Mark Glowsinski (4th round, Seattle), Shaq Riddick (5th, Arizona) and Mario Alford (7th, Cincinnati)
- ▶ Had 12 players drafted in four years at WVU, including seven taken in the top three rounds
- ▶ Three first NFL round draft picks in the past four years, one of only 11 schools to accomplish that feat
- ▶ Big 12 Conference's only school to have at least one first round draft pick each year in three of four years
- ▶ Four wide receivers drafted since 2012, most of any school in the country during that time
- ▶ Since becoming offensive coordinator at Texas Tech in 2005, his offenses have averaged an astounding 38.0 points per game over that 10-year period
- ▶ His passing offenses and total offensive output have ranked in the Top 10 nationally all but one year during the 10-year span
- ▶ His former pupils have earned 10 national awards and also have 10 earn finalist honors
- ▶ Had eight quarterbacks pass for 4,000 or more yards and throw for 30 or more touchdowns in a season
- ▶ Had 14 receivers finish with 1,000 or more yards in a season, including 10 of them finish with 90 or more receptions and 12 finish with 90 or more receptions and 12 finish with double figure touchdown receptions in a season

2015

- ▶ Fifth year as the head coach at West Virginia University, and is leading the Mountaineers into their fourth year of membership in the Big 12 Conference

2014

- ▶ Finished with a 7-6 overall record and a 5-4 record in Big 12 play, tying for fourth place, WVU's highest league finish in the Big 12
- ▶ Led the Mountaineers to a Liberty Bowl berth, his third bowl appearance in four seasons at WVU
- ▶ Four Mountaineers earned 28 All-America honors.
- ▶ WVU had four players named to the coaches' All-Big 12 teams and five players selected to the Associated Press team
- ▶ Kevin White was a finalist for the Fred Biletnikoff Award and a semifinalist for the Maxwell Award.
- ▶ White was No. 6 nationally in receptions per game, receiving yards, No. 8 in receiving yards per game and No. 19 in receiving touchdowns.
- ▶ White was the third Mountaineer to finish with more than 100 receptions in a season and the eighth to have 1,000 or more receiving yards.
- ▶ White's 109 receptions were third most in the nation and his 1,447 yards were sixth most
- ▶ Three receivers have had seven straight 100-yard receiving performances since 2000, Michael Crabtree, Justin Blackmon and Kevin White, all three coached by Holgorsen.
- ▶ Kickoff returner Mario Alford was No. 8 nationally in kickoff return yards per game.
- ▶ Josh Lambert was a finalist for the Lou Groza Award, college football's top kicker
- ▶ Lambert finished No. 1 nationally in field goals per game and No. 8 in scoring
- ▶ Lambert set the NCAA record for most field goals made of 40 yards or more in a season (16) and tied the mark for games with the most multiple field goals (10).
- ▶ Lambert's 30 field goals made in the season tied the school record for most made in a season and was the most made in the nation.
- ▶ Clint Trickett was a semifinalist for the Davey O'Brien Award
- ▶ Trickett was No. 6 in the nation in completions per game, No. 10 in passing yards per game, No. 11 in completion percentage, No. 21 in total offense, No. 22 in passing yards, No. 33 in passing efficiency and No. 54 in passing touchdowns.
- ▶ Trickett was the third Mountaineer to finish with more than 3,000 yards passing in a season.
- ▶ Shaq Riddick was named the Big 12 Conference Defensive Newcomer of the Year
- ▶ Defeated No. 4 Baylor for his sixth win over a Top 25 and first over a Top 10 team
- ▶ WVU was ranked in the Top 25 for three weeks, including as high as No. 20

West Virginia Head Coach Dana Holgorsen - Fifth Year

Year	School	Position	Record
2015	West Virginia	Head Coach	1-0
2014	West Virginia	Head Coach	7-6
		<i>Liberty Bowl</i>	
2013	West Virginia	Head Coach	4-8
2012	West Virginia	Head Coach	7-6
		<i>Pinstripe Bowl</i>	
2011	West Virginia	Head Coach	10-3
		<i>Big East Champions</i>	
		<i>Orange Bowl Champions</i>	
2010	Oklahoma State	Offensive Coordinator/Quarterbacks	11-2
		<i>Alamo Bowl Champions</i>	
2009	Houston	Offensive Coordinator/Quarterbacks	10-4
		<i>Armed Forces Bowl</i>	
2008	Houston	Offensive Coordinator/Quarterbacks	8-5
		<i>Armed Forces Bowl Champions</i>	
2007	Texas Tech	Co-Offensive Coordinator/Inside Receivers	9-4
		<i>Gator Bowl Champions</i>	
2006	Texas Tech	Co-Offensive Coordinator/Inside Receivers	8-5
		<i>Insight.com Bowl Champions</i>	
2005	Texas Tech	Co-Offensive Coordinator/Inside Receivers	9-3
		<i>Cotton Bowl</i>	
2004	Texas Tech	Inside Receivers	8-4
		<i>Holiday Bowl Champions</i>	
2003	Texas Tech	Inside Receivers	8-5
		<i>Houston Bowl Champions</i>	
2002	Texas Tech	Inside Receivers	9-5
		<i>Tangerine Bowl Champions</i>	
2001	Texas Tech	Inside Receivers	7-5
		<i>Alamo Bowl</i>	
2000	Texas Tech	Inside Receivers	7-6
		<i>Galleryfurniture.com Bowl</i>	
1999	Wingate	Quarterbacks/Wide Receivers	3-8
1998	Mississippi College	Quarterbacks/Wide Receivers /Special Teams	4-6
1997	Mississippi College	Quarterbacks/Wide Receivers /Special Teams	8-2
		<i>American Southwest Conference Champions</i>	
1996	Mississippi College	Quarterbacks/Wide Receivers /Special Teams	4-8
1995	Valdosta State	Quarterbacks/Wide Receivers /Special Teams	6-5
1994	Valdosta State	Quarterbacks/Wide Receivers /Special Teams	11-2
		<i>NCAA II National Quarterfinalist</i>	
1993	Valdosta State	Quarterbacks/Wide Receivers /Special Teams	8-3
Holgorsen Totals - at West Virginia - 29-23 Overall - 29-23 (Fifth Season)			

2013

- ▶ Defeated No. 11 Oklahoma State for his fifth win over a Top 25 team at WVU
- ▶ Had six players earn All-Big 12 Conference honors, including Charles Sims who was a first-team selection
- ▶ Sims also was named the Big 12 Conference Newcomer of the Year
- ▶ Sims and Will Clarke were drafted in the third round of the NFL Draft, giving him six players drafted in the Top three rounds

2012

- ▶ Served as West Virginia's Campaign Chair for United Way, raising more than \$330,000, exceeding the goal
- ▶ Led football program into its first year of competition in the Big 12 Conference
- ▶ Guided West Virginia to a 7-6 overall record in 2012 and an appearance in the New Era Pinstripe Bowl
- ▶ Earned national rankings in 10-of-16 weeks during the 2012 season in both the AP and USA Today Coaches' Polls, reaching as high as No. 4 in USA Today Coaches' Poll and No. 5 in the AP Poll
- ▶ Five Mountaineer players earned 25 All-America honors
- ▶ Three Mountaineer players were drafted in the Top 3 rounds of the NFL Draft, including the No. 8 selection Tavon Austin
- ▶ Holgorsen has had a first-round NFL draft choice for two straight years, the only WVU coach to accomplish that
- ▶ Tavon Austin and Stedman Bailey were one of four sets of 1,000-yard receivers nationally
- ▶ WVU was one of only two schools nationally to have a 4,000-yard passer and a pair of 1,000-yard receivers
- ▶ WVU was ranked No. 9 nationally in scoring offense and No. 10 in passing offense and total offense.
- ▶ Geno Smith led the nation in passing touchdowns (42)
- ▶ Smith was one of only two quarterbacks to throw for more than 4,000 yards for two straight years
- ▶ Smith was one of five quarterbacks nationally to throw for 30 or more touchdowns in two straight years
- ▶ Bailey led the nation in receiving touchdowns (25) and finished with the second highest amount ever in a single season
- ▶ Austin was the only player nationally to finish with 100 or more receptions for two straight years
- ▶ Austin was the only player nationally to finish with more than 2,000 all-purpose yards for two straight years
- ▶ Austin was the only player in NCAA history to finish his career with more than 3,000 receiving yards and more than 1,000 yards rushing
- ▶ Austin was the recipient of the Paul Hornung Award, the nation's most versatile player

Holgorsen's Offensive Output

▶ Since 2005, Dana Holgorsen has been the mastermind behind some of the nation's most prolific offenses. Starting as the offensive coordinator at Texas Tech, then Houston and Oklahoma State, and now as the head coach at West Virginia, his offensive units are known for their ability to move the ball, pile up yardage and score a plethora of points.

4,000-Yard Passers

Graham Harrell/Texas Tech	2007	5,706
Case Keenum/Houston	2009	5,671
Case Keenum/Houston	2008	5,020
Graham Harrell/Texas Tech	2006	4,555
Geno Smith/West Virginia	2011	4,385
Brandon Weeden/Oklahoma State	2010	4,277
Cody Hodges/Texas Tech	2005	4,238
Geno Smith/West Virginia	2012	4,205

30+ Passing Touchdowns

Graham Harrell/Texas Tech	2007	48
Case Keenum/Houston	2009	44
Case Keenum/Houston	2008	44
Geno Smith/West Virginia	2012	42
Graham Harrell/Texas Tech	2006	38
Brandon Weeden/Oklahoma State	2010	34
Geno Smith/West Virginia	2011	31
Cody Hodges/Texas Tech	2005	31

1,000-Yard Rushers

Kendall Hunter/Oklahoma State	2010	1,548
Bryce Beall/Houston	2008	1,247
Charles Sims/West Virginia	2013	1,095

1,000-Yard Receivers

Michael Crabtree/Texas Tech	2007	1,962
Justin Blackmon/Oklahoma State	2010	1,782
Stedman Bailey/West Virginia	2012	1,622
Kevin White, West Virginia	2014	1,447
Joe Filani/Texas Tech	2006	1,300
Tavon Austin/West Virginia	2012	1,289
Stedman Bailey/West Virginia	2011	1,279
Danny Amendola/Texas Tech	2007	1,245
James Cleveland/Houston	2009	1,214
Tavon Austin/West Virginia	2011	1,186
Joe Filani/Texas Tech	2005	1,048
Tyrone Carrier/Houston	2009	1,029
Tyrone Carrier/Houston	2008	1,026
Patrick Edwards/Houston	2009	1,021

90+ Receptions

Michael Crabtree/Texas Tech	2007	134
Tavon Austin, West Virginia	2012	114
Stedman Bailey/West Virginia	2012	114
Justin Blackmon/Oklahoma State	2010	111
Kevin White/West Virginia	2014	109
Danny Amendola/Texas Tech	2007	109
James Cleveland/Houston	2009	104
Tavon Austin/West Virginia	2011	101
Tyrone Carrier/Houston	2009	91
Joe Filani/Texas Tech	2006	91

Double-Digit Receiving Touchdowns

Stedman Bailey/West Virginia	2012	25
Michael Crabtree/Texas Tech	2007	22
Justin Blackmon/Oklahoma State	2010	20
James Cleveland/Houston	2009	14
Joe Filani/Texas Tech	2006	13
Tavon Austin/West Virginia	2012	12
Stedman Bailey/West Virginia	2011	12
Mario Alford/West Virginia	2014	11
Mark Hafner/Houston	2009	11
Robert Johnson/Texas Tech	2006	11
Kevin White/West Virginia	2014	10
Jarrett Hicks/Texas Tech	2005	10

Double-Digit Rushing Touchdowns

Taureen Henderson/Texas Tech	2005	17
Kendall Hunter/Oklahoma State	2010	16
Bryce Beall/Houston	2008	13
Shawne Alston/West Virginia	2011	12
Charles Sims/West Virginia	2013	11
Shannon Woods/Texas Tech	2006	10

1,800-Yard All-Purpose Yards

Tavon Austin/West Virginia	2012	2,910
Tavon Austin/West Virginia	2011	2,574
Tyrone Carrier/Houston	2009	2,213
Michael Crabtree/Texas Tech	2007	1,978
Justin Blackmon/Oklahoma State	2010	1,866
Tyrone Carrier/Houston	2008	1,844
Shannon Woods/Texas Tech	2006	1,808



West Virginia Head Coach Dana Holgorsen - Fifth Year

Offensive Output Under Holgorsen (Continued)

Team Rankings

2014 (West Virginia)

Passing Offense - No. 9
 First Down Offense - No. 11
 Total Offense - No. 12
 Completion Percentage - No. 23
 Passing Efficiency - No. 33
 Scoring Offense - No. 34

2012 (West Virginia)

Passing Efficiency - No. 5
 Scoring Offense - No. 9
 Passing Offense - No. 10
 Total Offense - No. 10
 First Down Offense - No. 14

2011 (West Virginia)

Passing Offense - No. 6
 Red Zone Offense - No. 11
 Scoring Offense - No. 13
 Total Offense - No. 15
 Passing Efficiency - No. 19
 First Down Offense - No. 27

2010 (Oklahoma State)

Red Zone Offense - No. 1
 Passing Offense - No. 2
 Total Offense - No. 3
 Scoring Offense - No. 3
 First Down Offense - No. 4
 Tackles for Loss Allowed - No. 6
 Sacks Allowed - No. 7
 Passing Efficiency - No. 12
 Rushing Offense - No. 36

2009 (Houston)

Passing Offense - No. 1
 Total Offense - No. 1
 Scoring Offense - No. 1
 First Down Offense - No. 1
 Tackles for Loss Allowed - No. 2
 Third Down Efficiency - No. 3
 Passing Efficiency - No. 7
 Sacks Allowed - No. 24
 Red Zone Offense - No. 28

2008 (Houston)

Passing Offense - No. 2
 Total Offense - No. 2
 First Down Offense - No. 4
 Passing Efficiency - No. 8
 Scoring Offense - No. 10
 Third Down Efficiency - No. 11

2007 (Texas Tech)

Passing Offense - No. 1
 Total Offense - No. 2
 Passing Efficiency - No. 5
 Scoring Offense - No. 7
 Tackles for Loss Allowed - No. 12
 Third Down Efficiency - No. 13
 Sacks Allowed - No. 22

2006 (Texas Tech)

Passing Offense - No. 3
 Tackles for Loss Allowed - No. 3
 Total Offense - No. 6
 Scoring Offense - No. 13
 Passing Efficiency - No. 23
 Sacks Allowed - No. 24

2005 (Texas Tech)

Passing Offense - No. 1
 Scoring Offense - No. 4
 Total Offense - No. 6
 Passing Efficiency - No. 14

2011

- ▶ Named FWAA First-Year Head Coach of the Year
- ▶ Posted a 10-3 mark in his first season as head coach, only WVU coach to win 10 games in his first year
- ▶ Led West Virginia to Big East Championship and BCS win, first WVU coach to accomplish that feat
- ▶ Earned national rankings in 13-of-16 weeks of 2011 season in both the AP and USA Today Coaches Polls, reaching as high as No. 11 in the AP Poll and tied for No. 14 in the USA Today Coaches Poll
- ▶ Tied for fourth in wins among first-year head coaches nationally
- ▶ One of seven coaches to take his program to a BCS Bowl in his first year as a head coach, and only one of three (Larry Coker, 2001; Chris Peterson, 2007) to win the bowl game.
- ▶ Fourth WVU coach to make a bowl appearance and win in his first season (Bill Stewart, Dudley DeGroot, Marshall Glenn)
- ▶ Three Mountaineer players earned seven All-America honors
- ▶ Three Mountaineer players drafted in the NFL Draft, including the No. 15 pick, Bruce Irvin
- ▶ WVU led the BIG EAST with 10 all-conference honorees and the Special Teams Player of the Year, Austin
- ▶ WVU finished No. 6 nationally in passing offense, No. 13 in scoring offense and No. 15 in total offense.
- ▶ The Mountaineer offense ranked No. 67 in total offense in 2010, the year before Holgorsen arrived, and he took it to No. 15 in 2011.
- ▶ In 2011, Austin and Bailey were the fourth pair of 1,000-yard receivers nationally (Houston, USC, SMU).
- ▶ WVU was one of two schools nationally to have a 4,000-yard passer and two 1,000-yard receivers (Houston).
- ▶ Quarterback Geno Smith finished No. 5 nationally in passing yards per game, No. 8 in completions per game and total offense and No. 17 in passing efficiency.
- ▶ Austin finished No. 1 nationally in all-purpose yardage (198.0), No. 6 in punt returns, No. 8 in receptions per game, No. 20 in kickoff returns and No. 23 in receiving yards per game.
- ▶ Bailey finished No. 13 nationally in receiving yards per game.

Oklahoma State

- ▶ In 2010, was named a finalist for the Frank Broyles Award, signifying the top assistant coach in college football and named the rivals.com national offensive coordinator of the year
- ▶ In 2010, the Cowboys led the nation in total offense during the regular season and finished No. 2 in passing offense and No. 3 in total and scoring offense.
- ▶ OSU averaged 520.23 yards per game in total offense, including 345.9 passing yards and 44.23 points per game.
- ▶ The Cowboy offense ranked No. 61 nationally in total offense in 2009, the year before Holgorsen arrived, and he took it to the No. 1 spot in 2010.
- ▶ Quarterback Brandon Weeden became the first OSU passer to earn first team all-Big 12 honors. He was a finalist for the Manning Award, given to the top quarterback in the nation.
- ▶ Receiver Justin Blackmon was named the recipient of the 2010 Biletnikoff Award, given to the top receiver in the nation, and running back Kendall Hunter was a finalist for the Doak Walker Award, given to the nation's top running back.
- ▶ Weeden, Hunter and Blackmon became only the second trio in NCAA history to pass for at least 3,000 yards, run for more than 1,500 yards and finish with more than 1,500 yards receiving in the same season.

Houston

- ▶ In 2009, UH led the nation in total offense with 563 yards per game, scoring offense with 42.2 points per game, and passing offense with 433.7 yards per game.
- ▶ In 2008, his first year at Houston, the Cougars ranked second in the nation in passing offense (401.6) and total offense (562.77). UH scored 40.62 points per game to rank 10th nationally.
- ▶ Houston quarterback Case Keenum led the nation in total offense in 2008 and 2009, with 403.15 yards of total offense per game as a sophomore and 416.36 yards of offense as a junior.
- ▶ Keenum ranked among the nation's top-10 passing efficiency leaders each of his two seasons under Holgorsen's watch.

Texas Tech

- ▶ During his tenure as offensive coordinator, the Red Raiders increased their offensive numbers from 324.8 yards per game to 529.6 yards per game.
- ▶ In 2007, Texas Tech led the nation in passing offense (470.31 yards per game), ranked second in total offense (529.62 yards per game) and was seventh in scoring offense (40.92 points per game).
- ▶ Quarterback Graham Harrell led the nation in total offense and receiver Michael Crabtree led the nation in receptions per game and receiving yards per game. Crabtree won the Biletnikoff Award as America's top receiver in 2007
- ▶ In 2006, the Red Raiders ranked third nationally in passing offense and sixth in total offense. Harrell was third nationally in total offense with 344.38 yards per game.
- ▶ In 2005, Texas Tech led the nation in passing offense with 388.83 yards per game, was fourth in scoring offense at 39.42 points per game and was sixth in total offense with 495.83 yards per contest.
- ▶ Quarterback Cody Hodges ranked second in the country with 369.08 yards per game.

Wingate

- ▶ Coached Lucas Greene who led the team in scoring that season and went on to play in the NFL

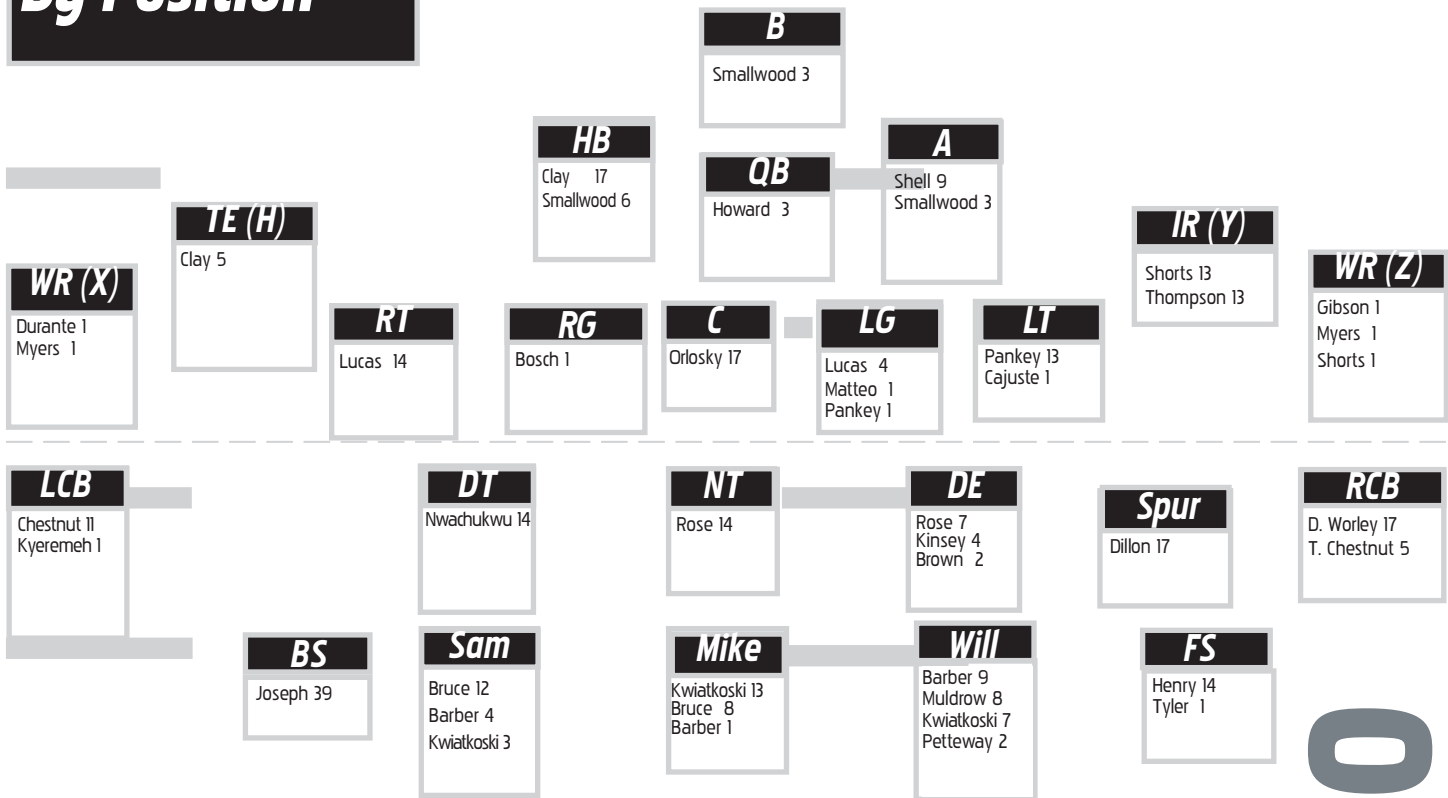
Mississippi College

- ▶ Mississippi College won the American Southwest Conference in its first season in the league and averaged 432.0 yards per game in 1997.

Valdosta State

- ▶ Helped develop quarterback Chris Hatcher, who set an NCAA record, completing 74.7 percent of his passes on the Division II level in 1994.
- ▶ Hatcher's 10,588 passing yards ranked third on the NCAA career list at the time.
- ▶ Hatcher currently ranks second in the NCAA record books in career touchdown passes (116) and third in single-season touchdown passes (50 in 1994) and was the NCAA passing champion in 1994.

Career Starts By Position



2015 Offense Game-By-Game Starters

Game	WR (x)	TE (H)	IR (Y)	WR (Z)	LT	LG	C	RG	RT	HB	RB	QB
Georgia Southern	Durante	--	Shorts	Gibson	Cajuste	Pankey	Orlosky	Bosch	Lucas	Smallwood	Shell	Howard
Liberty												
Maryland												
Oklahoma												
Oklahoma State												
Baylor												
TCU												
Texas Tech												
Texas												
Kansas												
Iowa State												
Kansas State												

2015 Defense Game-By-Game Starters

Game	DE	NT	DE	Sam	Mike	Will	Spur	CB	FS	BS	CB
Georgia Southern	Brown	Rose	Nwachukwu	Kwiatkoski	Barber	Petteway	Dillon	Worley	Askew-Henry	Joseph	Chestnut
Liberty											
Maryland											
Oklahoma											
Oklahoma State											
Baylor											
TCU											
Texas Tech											
Texas											
Kansas											
Iowa State											
Kansas State											



The Last Time ...

By The Mountaineers ...

- 30 Rushing Attempts:** 31 by Andrew Buie at Texas/Oct. 6, 2012
- 40 Rushing Attempts:** 40 by Quincy Wilson vs. Rutgers/Oct. 11, 2003
- 100 Rushing Yards:** 146 by Rushel Shell at Iowa State/Nov. 29, 2014
- 200 Rushing Yards:** 344 by Tavon Austin vs. Oklahoma/Nov. 17, 2012
- 300 Rushing Yards:** 344 by Tavon Austin vs. Oklahoma/Nov. 17, 2012
- 75-Yard Run (no touchdown):** 79 by Noel Devine at Louisville/Nov. 22, 2008
- 75-Yard Touchdown Run:** 76 by Charles Sims vs. Iowa State/Nov. 30, 2013
- 50-Yard Run (no touchdown):** 62 by Dreamius Smith at Texas/Nov. 8, 2014
- 50-Yard Touchdown Run:** 54 by Rushel Shell at Iowa State/Nov. 29, 2014
- 2 Rushing Touchdowns:** 2 by Rushel Shell at Texas Tech/Oct. 11, 2014
- 2 Rushing Touchdowns in Back-to-Back Games:** 2 by Andrew Buie at Texas/Oct. 6, 2012 and vs. Baylor/Sept. 29, 2012
- 3 Rushing Touchdowns:** 3 by Charles Sims vs. Texas/Nov. 9, 2013
- Double 100-Yard Rushers:** 123 by Wendell Smallwood and 110 by Rushel Shell at Texas Tech/Oct. 11, 2014
- Double 200-Yard Rushers:** by Pat White (220) and Steve Slaton (215) at Pitt/Nov. 16, 2006
- Two 100-Yard Rushers and Two 100-Yard Receivers:** 123 by Wendell Smallwood and 110 by Rushel Shell and 123 by Kevin White and 109 by Jordan Thompson at Texas Tech/Oct. 11, 2014
- 30 Pass Completions:** 36 by Clint Trickett at Texas/Nov. 8, 2014
- 20 Pass Completions:** 20 by Skyler Howard vs. Texas A&M/Dec. 29, 2014
- 15 Pass Completions:** 16 by Skyler Howard vs. Georgia Southern/Sept. 5, 2015
- Consecutive Completions:** 21 by Geno Smith vs. Kansas/Dec. 1, 2012
- 60 Pass Attempts:** 65 by Geno Smith vs. LSU/Sept. 24, 2011
- 50 Pass Attempts:** 50 by Clint Trickett vs. Oklahoma State/Sept. 28, 2013
- 40 Pass Attempts:** 45 by Skyler Howard vs. Texas A&M/Dec. 29, 2014
- 35 Pass Attempts:** 45 by Skyler Howard vs. Texas A&M/Dec. 29, 2014
- 30 Pass Attempts:** 45 by Skyler Howard vs. Texas A&M/Dec. 29, 2014
- 3 Touchdown Passes:** 3 by Skyler Howard vs. Texas A&M/Dec. 29, 2014
- 4 Touchdown Passes:** 4 by Clint Trickett at Maryland/Sept. 13, 2014
- 5 Touchdown Passes:** 8 by Geno Smith vs. Baylor/Sept. 29, 2012
- 6 Touchdown Passes:** 8 by Geno Smith vs. Baylor/Sept. 29, 2012
- 300 Yards Passing:** 359 by Skyler Howard vs. Georgia Southern/Sept. 5, 2015
- 400 Yards Passing:** 511 by Clint Trickett at Maryland/Sept. 13, 2014
- 500 Yards Passing:** 511 by Clint Trickett at Maryland/Sept. 13, 2014
- 600 Yards Passing:** 656 by Geno Smith vs. Baylor/Sept. 29, 2012
- 100 Yards Rushing and Passing:** by Pat White (200/122) at Louisville/Nov. 22, 2008
- 200 Yards Rushing and Passing:** by Pat White (220/204) at Pitt/Nov. 16, 2006
- 100 Yards Rushing and Receiving:** by Steve Slaton (215/130) at Pitt/Nov. 16, 2006
- 300 Yards Total Offense:** 366 by Skyler Howard vs. Georgia Southern/Sept. 5, 2015
- 400 Yards Total Offense:** 507 by Clint Trickett at Maryland/Sept. 13, 2014
- 500 Yards Total Offense:** 507 by Clint Trickett at Maryland/Sept. 13, 2014
- 600 Yards Total Offense:** 687 by Geno Smith vs. Baylor/Sept. 29, 2012
- 15 Receptions:** 16 by Kevin White at Texas/Nov. 8, 2014
- 10 Receptions:** 16 by Kevin White at Texas/Nov. 8, 2014
- 9 Receptions:** 16 by Kevin White at Texas/Nov. 8, 2014
- 4 Touchdown Receptions:** 4 by Stedman Bailey vs. Oklahoma/Nov. 17, 2012
- 3 Touchdown Receptions:** 4 by Stedman Bailey vs. Oklahoma/Nov. 17, 2012
- 2 Touchdown Receptions:** 2 by Mario Alford at Iowa State/Nov. 29, 2014
- Two Players with 2 Touchdown Receptions:** 5 by Stedman Bailey and 2 by Tavon Austin vs. Baylor/Sept. 29, 2012
- Double 100-Yard Receivers:** 130 by Shelton Gibson and 121 by Jovon Durante vs. Georgia Southern/Sept. 5, 2015
- Three 100-Yard Receivers:** 303 by Stedman Bailey, 215 by Tavon Austin and 114 by J.D. Woods vs. Baylor/Sept. 29, 2012
- 100 Yards Receiving:** 130 by Shelton Gibson and 121 by Jovon Durante vs. Georgia Southern/Sept. 5, 2015
- 150 Yards Receiving:** 173 by Kevin White vs. Oklahoma/Sept. 20, 2014
- 200 Yards Receiving:** 216 by Kevin White at Maryland/Sept. 13, 2014
- 75-Yard Touchdown Reception:** 79 by Mario Alford from Clint Trickett at Oklahoma State/Oct. 25, 2014
- 50-Yard Touchdown Reception:** 53 by Mario Alford from Skyler Howard vs. Kansas State/Nov. 20, 2014
- 50-Yard Reception (no touchdown):** 50 by Wendell Smallwood at Maryland/Sept. 13, 2014
- Rushing and Receiving Touchdown:** by Charles Sims at TCU/Nov. 2, 2013
- 2 Rushing and 2 Receiving Touchdowns:** by Steve Slaton at Pitt/Nov. 16, 2006



ErickINSEY




MarquisLUCAS

The Last Time ...

Kickoff Return For Touchdown: 94 yards by Mario Alford vs. Kansas/Oct. 4, 2014
Returned Opening Kick for a Touchdown: 98 yards by Tavon Austin vs. UConn/Oct. 24, 2009
Punt Return For Touchdown: 76 yards by Tavon Austin vs. TCU/Nov. 3, 2012
Punt Blocked and Returned For Touchdown: 1 yard by Thandi Smith (blocked, picked up and returned) at Rutgers/Oct. 8, 2005
Punt Blocked: by Jarrod Harper at Maryland/Sept. 13, 2014
Punt Blocked For Touchdown: Blocked by Jerry White and recovered by Joe Hunter vs. UCF/Nov. 1, 2003
Punt Blocked For Safety: by Jarrod Harper at Maryland/Sept. 13, 2014
Interception Return For Touchdown: 35 yards by KJ Dillon vs. Texas A&M/Dec. 29, 2014
Interception Return For Touchdown by a Defensive Lineman: 19 yards by Keilen Dykes at Syracuse/Oct. 6, 2007
Two Interceptions Returned for Touchdown: by Shawn Hackett (41) and Grant Wiley (22) vs. Boston College/Sept. 2, 2000
50-Yard Field Goal: 54 by Josh Lambert vs. Baylor/Oct. 18, 2014
Field Goal Blocked: by Kyle Rose vs. Kansas State/Nov. 20, 2014
Missed an Extra Point: by Josh Lambert at Kansas State/Oct. 26, 2013
Two Interceptions in a Game: 2 by Dravon Henry at Oklahoma State/Oct. 25, 2014
Three Interceptions in a Game: 3 by Karl Joseph vs. Georgia Southern/Sept. 5, 2015
Three Interceptions in a Quarter: Karl Joseph vs. Georgia Southern/Sept. 5, 2015
Four Interceptions in a Game: 4 by Mike Slater vs. Kentucky/Nov. 1, 1969
Intercepted Fumble Returned For Touchdown: no instance yet found
Fumble Returned For Touchdown: 35 yards by Terrell Chestnut vs. TCU/Nov. 1, 2014
Fumble Recovered For Touchdown: 0 yards by Karl Joseph at Baylor/Oct. 4, 2013
Two-Point Conversion By Rush: Tavon Austin at Iowa State/Nov. 23, 2012
Two-Point Conversion By Pass: Jock Sanders from Geno Smith at Marshall/Sept. 10, 2010
Defensive Extra Point: Matt Taffoni interception return at Pitt/Oct. 15, 1994
Extra Point Blocked: by Rick Sherrod at Maryland/Sept. 29, 2001
Team Gained 300 Yards Rushing: 458 vs. Oklahoma/Nov. 17, 2012
Team Gained 400 Yards Rushing: 458 vs. Oklahoma/Nov. 17, 2012
Team Gained 500 Yards Rushing: 517 vs. Connecticut/Nov. 24, 2007
Team Failed To Gain 100 Yards Rushing: 28 vs. Alabama/Aug. 30, 2014
Team Failed To Gain 50 Yards Rushing: 28 vs. Alabama/Aug. 30, 2014
Team Gained 300 Yards Passing: 359 vs. Georgia Southern/Sept. 5, 2015
Team Gained 400 Yards Passing: 511 at Maryland/Sept. 13, 2014
Team Gained 500 Yards Passing: 511 at Maryland/Sept. 13, 2014
Team Failed To Gain 100 Yards Passing: 62 vs. Maryland/Sept. 21, 2012
Team Gained 500 Yards Total Offense: 544 vs. Georgia Southern/Sept. 5, 2014
Team Gained 600 Yards Total Offense: 694 at Maryland/Sept. 13, 2014
Team Gained 700 Yards Total Offense: 778 vs. Oklahoma/Nov. 17, 2012
Team Gained 800 Yards Total Offense: 807 vs. Baylor/Sept. 29, 2012
Team Failed To Gain 200 Yards Total Offense: 175 vs. Maryland/Sept. 21, 2013
Team Failed To Get A First Down: no instance yet found
Team Failed To Get A Rushing First Down: vs. Texas Western/Nov. 25, 1950
Team Failed To Get A Passing First Down: vs. South Carolina/Dec. 30, 1969
Team Failed To Get a Third Down Conversion: vs. Syracuse (0/10)/Dec. 29, 2012
Team Had Six Turnovers: two interceptions, four fumbles vs. Maryland/Sept. 21, 2013
Successful Fake Punt: 18-yard run by Zac Cooper vs. Rutgers/Oct. 4, 2008
Scored 70+ Points: 70 vs. Baylor/Sept. 29, 2012
Scored 60+ Points: 70 vs. Baylor/Sept. 29, 2012
Scored 50+ Points: 54 vs. Towson/Sept. 6, 2014
Scored 40+ Points: 44 vs. Georgia Southern/Sept. 5, 2015
Scored 30+ Points: 44 vs. Georgia Southern/Sept. 5, 2015
Scored 40+ points in a Half: 49 vs. Clemson/Jan. 4, 2012
Scored 30+ points in a Quarter: 35 vs. Clemson (2nd)/Jan. 4, 2012
Shutout Recorded: 44-0 vs. Georgia Southern/Sept. 5, 2015
Forced Five Turnovers in a Game: 5 vs. Georgia Southern/Sept. 5, 2015
Forced Eight Turnovers in a Game: 8 vs. Rutgers/Nov. 3, 2001
Safety Scored: Jarrod Harper blocked a Maryland punt through the back of the end zone/Sept. 13, 2014
Two Safeties Scored: at Syracuse/Sept. 25, 2000
Played An Overtime Game: L/55-44 (3OT) vs. Iowa State/Nov. 30, 2013
Played back-to-back Overtime Games: L 47-40 (1OT) vs. Texas/Nov. 9, 2013; W 30-27 (1OT) at TCU/Nov. 2, 2013
Won Game Without An Offensive TD: at Syracuse/Sept. 5, 2005
Won Game Without a Rushing TD: vs. Maryland/Sept. 22, 2012



JarrodHARPER



SheltonGIBSON



The Last Time ...

Versus West Virginia ...

30 Rushing Attempts: 34 by Samaje Perine of Oklahoma/Sept. 20, 2014
100 Rushing Yards: 133 by Tra Carson of Texas A&M/Dec. 29, 2014
200 Rushing Yards: 242 by Samaje Perine of Oklahoma/Sept. 20, 2014
75-Yard Run: 75 by C.J. Brown of Maryland/Sept. 13, 2014
50-Yard Touchdown Run: 69 by Justin Stockton of Texas Tech/
 Oct. 11, 2014
50-Yard Non-Touchdown Run: 51 by Brandon Shepard of Oklahoma
 State/Oct. 25, 2014
4 Rushing Touchdowns: 4 by Samaje Perine of Oklahoma/Sept. 20, 2014
3 Rushing Touchdowns: 3 by Johnathan Gray of Texas/Nov. 8, 2014
2 Players Rushing for 100 Yards: 126 by T.J. Yeldon and 113 by Derrick
 Henry of Alabama/Aug. 30, 2014
20 Pass Completions: 22 by Kyle Allen of Texas A&M/Dec. 29, 2014
30 Pass Completions: 40 by Casey Pachall of TCU/Nov. 2, 2013
50 Pass Attempts: 58 by Casey Pachall of TCU/Nov. 2, 2013
40 Pass Attempts: 41 by Daxx Garman of Oklahoma State/Oct. 25, 2014
30 Pass Attempts: 35 by Kyle Allen of Texas A&M/Dec. 29, 2014
3 Touchdown Passes: 4 by Kyle Allen of Texas A&M/Dec. 29, 2014
4 Touchdown Passes: 4 by Kyle Allen of Texas A&M/Dec. 29, 2014
300 Yards Passing: 400 by Jake Waters of Kansas State/Nov. 20, 2014
400 Yards Passing: 400 by Jake Waters of Kansas State/Nov. 20, 2014
500 Yards Passing: 554 by Landry Jones of Oklahoma/Nov. 17, 2012
100 Yards Rushing & 200 Yards Passing: by C.J. Brown of Maryland
 (161/241)/Sept. 13, 2014
100 Yards Rushing & 100 Yards Passing: by C.J. Brown of Maryland
 (161/241)/Sept. 13, 2014
300 Yards Total Offense: 327 by Kyle Allen of Texas A&M/Dec. 29, 2014
400 Yards Total Offense: 413 by Jake Waters of Kansas State/Nov. 20, 2014
10 Receptions: 10 by Tyler Lockett of Kansas State/Nov. 20, 2014
2 Touchdown Receptions: 2 by Malcome Kennedy of Texas A&M/Dec. 29, 2014
3 Touchdown Receptions: 3 by Tyler Lockett of Kansas State/Oct. 26, 2013
4 Touchdown Receptions: 4 by Kenny Stills of Oklahoma/Nov. 17, 2012
100 Yards Receiving: 196 by Tyler Lockett of Kansas State/Nov. 20, 2014
150 Yards Receiving: 196 by Tyler Lockett of Kansas State/Nov. 20, 2014
200 Yards Receiving: 314 by Terrance Williams of Baylor/Sept. 29, 2012
Double 100-Yard Receivers: 112 by Curry Sexton and 111 by Tyler Lockett
 of Kansas State/Oct. 26, 2013
50-Yard Touchdown Reception: 63 by Antwan Goodley of Baylor/Oct. 18, 2014
75-Yard Touchdown Reception: 76 by Devin Lauderdale of Texas Tech/
 Oct. 11, 2014
50-Yard Reception (no touchdown): 54 by Tyler Lockett from Jake Waters
 of Kansas State/Nov. 20, 2014
Rushing and Receiving Touchdown: 1 rushing & 1 receiving by Aaron
 Wimberly of Iowa State/Nov. 29, 2014
Passing and Rushing Touchdown: by C.J. Brown of Maryland/
 Sept. 13, 2014
Passing and Receiving Touchdown: by Trevor Knight of Oklahoma/
 Sept. 20, 2014
Kickoff Return For Touchdown: 100 yards Alex Ross of Oklahoma/
 Sept. 20, 2014
Opening Kickoff Return for Touchdown: 100 yards by Mardy Gilyard of
 Cincinnati/Nov. 8, 2008
Punt Return For Touchdown: 43 yards by Tyler Lockett of Kansas State/
 Nov. 20, 2014
2 Players Return Punts For Touchdown: by DeJuan Tribble (41) and Will
 Blackmon (71) of Boston College/Nov. 13, 2004
Punt Blocked: blocked by C.J. Crawford of Marshall/Sept. 1, 2012
Punt Blocked/Recovered in End Zone For Touchdown: blocked by Alex
 Lewis and recovered in end zone by Kareem Timbers of Wisconsin/
 Aug. 30, 2003
Punt Blocked/Returned For Touchdown: blocked by Marcus
 Gildersleeve and returned 17 yards by Ricky Hall of Virginia Tech/
 Oct. 31, 1998
Interception Return For Touchdown: 28 yards by A.J. Hendy of Maryland/
 Sept. 21, 2013
50-Yard Field Goal: 50 by Brad Craddock of Maryland/Sept. 21, 2013
Field Goal Blocked: by T.J. Semke of Kansas/Oct. 4, 2014
Blocked Field Goal Returned For Touchdown: 82 yards by Andrew
 Johnson of Louisville/Nov. 5, 2011



Nick O'TOOLE



NobleNWACHUKWU

The Last Time ...

- Intercepted Fumble Returned For Touchdown:** 75 yards by Tim Quense of Pitt/Oct. 1, 1983
- Fumble Recovered/Returned For Touchdown:** 0 yards by Jackson Jeffcoat of Texas/Oct. 6, 2012
- Two-Point Conversion By Rush:** by Davin Meggett of Maryland/Sept. 17, 2011
- Two-Point Conversion By Pass:** by E.J. Bibbs from Grant Rohach of Iowa State/Nov. 30, 2013
- Defensive Extra Point:** has not yet occurred
- Extra Point Blocked:** by Travis Britz of Kansas State/Oct. 26, 2013
- Punt Blocked For Safety:** by Chris Nofoaiga of Idaho/Oct. 7, 2000
- Team Gained 400 Yards Rushing:** 468 by Baylor/Oct. 4, 2013
- Team Gained 300 Yards Rushing:** 301 by Oklahoma/Sept. 20, 2014
- Team Gained 200 Yards Rushing:** 235 by Texas A&M/Dec. 29, 2014
- Team Failed To Gain 100 Yards Rushing:** 1 by Kansas State/Nov. 20, 2014
- Team Finished With Negative Rushing Yards:** Minus-10 by Maryland/Sept. 18, 2010
- Team Gained 300 Yards Passing:** 400 by Kansas State/Nov. 20, 2014
- Team Gained 400 Yards Passing:** 400 by Kansas State/Nov. 20, 2014
- Team Failed To Gain 100 Yards Passing:** 29 by Georgia Southern/Sept. 5, 2015
- Team Failed To Gain 50 Yards Passing:** 29 by Georgia Southern/Sept. 5, 2015
- Team Gained 500 Yards Total Offense:** 529 by Texas A&M/Dec. 29, 2014
- Team Failed To Gain 250 Yards Total Offense:** 224 by Georgia Southern/Sept. 5, 2015
- Team Failed To Gain 200 Yards Total Offense:** 176 by Kansas/Oct. 4, 2014
- Team Failed To Gain 100 Yards Total Offense:** 90 by Rutgers/Oct. 12, 2002
- Team Failed To Get A First Down:** no instance yet found
- Team Failed To Get A Rushing First Down:** by Western Michigan/Sept. 7, 1996
- Team Failed To Get A Passing First Down:** by Pitt/Oct. 10, 1981
- Successful Fake Punt:** by Kirby Van Der Kamp of Iowa State/Nov. 30, 2012
- Team Scored 50+ Points:** 52 by Iowa State/Nov. 30, 2013
- Team Scored 40+ Points:** 45 by Texas A&M/Dec. 29, 2014
- Team Scored 30+ Points:** 45 by Texas A&M/Dec. 29, 2014
- Shutout Recorded:** 37-0 by Maryland/Sept. 21, 2013
- Safety Scored:** When WVU's Clint Trickett was sacked in the end zone by Texas' Cedric Reed/Nov. 8, 2014
- Two Safeties Scored:** When WVU's Geno Smith was tackled in the end zone by Syracuse's Cameron Lynch and Siriki Diabate, and when Smith was called for intentional grounding when he was being tackled by Brandon Sharpe/Dec. 29, 2012



Vernon DAVIS



Rick RUMPH



Top Game Performances ...

West Virginia

100-Yard Rushers

Date	Opponent	Player	Att.	Yards	Avg.	TD	Long
------	----------	--------	------	-------	------	----	------

100-Yard Receivers

Date	Opponent	Player	Rec.	Yards	Avg.	TD	Long
9/5	GSU	Shelton Gibson	3	130	43.3	1	57
9/5	GSU	Jovon Durante	3	121	40.3	1	57

300-Yard Passer

Date	Opponent	Player	Att.	Comp.	Yards	TD	Long
9/5	GSU	Skyler Howard	16	25	359	2	57

10+ Tackles

Date	Opponent	Player	Solo	Assist	Total	TFL	Sacks
------	----------	--------	------	--------	-------	-----	-------

Opponent

100-Yard Rushers

Date	Opponent	Player	Att.	Yards	Avg.	TD	Long
------	----------	--------	------	-------	------	----	------

100-Yard Receivers

Date	Opponent	Player	Rec.	Yards	Avg.	TD	Long
------	----------	--------	------	-------	------	----	------

300-Yard Passer

Date	Opponent	Player	Att.	Comp.	Yards	TD	Long
------	----------	--------	------	-------	-------	----	------

10+ Tackles

Date	Opponent	Player	Solo	Assist	Total	TFL	Sacks
------	----------	--------	------	--------	-------	-----	-------

Special Teams Tackles

Player	Total	UA/A	KO	P	GSU	LU	MD	OK	OSU	BU	TCU	TT	TX	KS	ISU	KState
Marvin Gross	3	3/0	3	0	3/0	0	0	0	0	0	0	0	0	0	0	0
Jeremy Tyler	2	1/0	1	0	1/0	0	0	0	0	0	0	0	0	0	0	0
Jarrold Harper	1	1/0	1	0	1/0	0	0	0	0	0	0	0	0	0	0	0



Dravon ASKEW-HENRY

Height: 5-11 | Weight: 202 | Class: Sophomore
Last School: Aliquippa | Hometown: Aliquippa, Pa.

2015 Notes

- ▶ Started all 13 games as a true freshman in 2014 and has one start in 2015
- ▶ Is tied for No. 7 nationally with one interception
- ▶ Had an interception with four tackles, three solo, and assisted on one tackle for loss vs. Georgia Southern.

2015 Game-By-Game

Opponent	UT/AT/TT	TFL	Sacks	FF	FR	Int	PBU
Ga. Southern	3/1/4	0.5/1	0	0	0	1	0
Liberty	0/0/0	0	0	0	0	0	0
Maryland	0/0/0	0	0	0	0	0	0
Oklahoma	0/0/0	0	0	0	0	0	0
Oklahoma St.	0/0/0	0	0	0	0	0	0
Baylor	0/0/0	0	0	0	0	0	0
TCU	0/0/0	0	0	0	0	0	0
Texas Tech	0/0/0	0	0	0	0	0	0
Texas	0/0/0	0	0	0	0	0	0
Kansas	0/0/0	0	0	0	0	0	0
Iowa State	0/0/0	0	0	0	0	0	0
Kansas State	0/0/0	0	0	0	0	0	0

2015 Season-Game Bests

Unassisted Tackles.....	3 vs. Georgia Southern
Assisted Tackles.....	1 vs. Georgia Southern
Total Tackles.....	4 vs. Georgia Southern
Tackles For Loss.....	0.5 vs. Georgia Southern
Sacks.....	
Forced Fumbles.....	
Fumble Recoveries.....	
Interceptions.....	1 vs. Georgia Southern
Pass Breakups.....	

Career Highs

Unassisted Tackles.....	8 vs. Texas A&M ('14)
Assisted Tackles.....	3 vs. Alabama ('14)
Total Tackles.....	6 vs. Alabama (14); at Texas Tech ('14)
Tackles For Loss.....	1 vs. Kansas State ('14)
Sacks.....	
Forced Fumbles.....	
Fumble Recoveries.....	
Interceptions.....	2 at Oklahoma State ('14)
Pass Breakups.....	1 vs. Kansas (14); Texas A&M ('14)

Henry's Defensive Statistics

Year	GP	T/A/TT	TFL	Sacks	INT	PB	FF	FR
2015	1	3/1/4	0.5/1	0	1	0	0	0
2014	13	36/8/45	1/3	0	2	2	0	0
Totals	14	39/9/49	1.5/4	0	3	2	0	0



Jared BARBER

Height: 6-0 | Weight: 232 | Class: Redshirt Senior
Last School: Davie | Hometown: Mocksville, N.C.

2015 Notes

- ▶ Played in 33 games and started 14
- ▶ Returned after missing the entire 2014 season with a knee injury suffered in 2013 against Texas
- ▶ Had 1.5 tackles for loss of five yards and totalled three tackles vs. Georgia Southern.

2015 Game-By-Game

Opponent	UT/AT/TT	TFL	Sacks	FF	FR	Int	PBU
Ga. Southern	2/1/3	1.5/5	0	0	0	0	0
Liberty	0/0/0	0	0	0	0	0	0
Maryland	0/0/0	0	0	0	0	0	0
Oklahoma	0/0/0	0	0	0	0	0	0
Oklahoma St.	0/0/0	0	0	0	0	0	0
Baylor	0/0/0	0	0	0	0	0	0
TCU	0/0/0	0	0	0	0	0	0
Texas Tech	0/0/0	0	0	0	0	0	0
Texas	0/0/0	0	0	0	0	0	0
Kansas	0/0/0	0	0	0	0	0	0
Iowa State	0/0/0	0	0	0	0	0	0
Kansas State	0/0/0	0	0	0	0	0	0

2015 Season-Game Bests

Unassisted Tackles.....	2 vs. Georgia Southern
Assisted Tackles.....	1 vs. Georgia Southern
Total Tackles.....	3 vs. Georgia Southern
Tackles For Loss.....	1.5 vs. Georgia Southern
Sacks.....	
Forced Fumbles.....	
Fumble Recoveries.....	
Interceptions.....	
Pass Breakups.....	

Career Highs

Unassisted Tackles.....	8 at Baylor (13); vs. Texas ('13)
Assisted Tackles.....	6 vs. Texas ('13)
Total Tackles.....	14 vs. Texas ('13)
Tackles For Loss.....	2 vs. Kansas State ('12)
Sacks.....	1 vs. Kansas State ('12)
Forced Fumbles.....	1 vs. Texas ('13)
Fumble Recoveries.....	1 vs. TCU ('12); 1 at TCU ('13)
Interceptions.....	
Pass Breakups.....	2 vs. Clemson ('11)

Barber's Defensive Statistics

Year	GP	T/A/TT	TFL	Sacks	INT	PB	FF	FR
2015	1	2/1/3	1.5/5	0	0	0	0	0
2013	10	43/28/71	5/14	0	0	2	1	1
2012	10	18/16/34	2.5/13	1/9	0	1	0	1
2011	12	13/10/23	2/6	0	0	3	0	0
Totals	33	76/55/131	9.5/33	1/9	0	6	1	2



Christian BROWN

Height: 6-2 | Weight: 290 | Class: Redshirt Junior
Last School: Bridgeton (NJ) | Hometown: Fort Myers, Fla.

2015 Notes

- ▶ Has played in 28 career games with two starts, including one in 2015
- ▶ Had four tackles, three solo, vs. Georgia Southern

2015 Game-By-Game

Opponent	UT/AT/TT	TFL	Sacks	FF	FR	Int	PBU
Ga. Southern	3/1/4	0	0	0	0	0	0
Liberty	0/0/0	0	0	0	0	0	0
Maryland	0/0/0	0	0	0	0	0	0
Oklahoma	0/0/0	0	0	0	0	0	0
Oklahoma St.	0/0/0	0	0	0	0	0	0
Baylor	0/0/0	0	0	0	0	0	0
TCU	0/0/0	0	0	0	0	0	0
Texas Tech	0/0/0	0	0	0	0	0	0
Texas	0/0/0	0	0	0	0	0	0
Kansas	0/0/0	0	0	0	0	0	0
Iowa State	0/0/0	0	0	0	0	0	0
Kansas State	0/0/0	0	0	0	0	0	0

2015 Season-Game Bests

Unassisted Tackles.....	3 vs. Georgia Southern
Assisted Tackles.....	1 vs. Georgia Southern
Total Tackles.....	4 vs. Georgia Southern
Tackles For Loss.....	
Sacks.....	
Forced Fumbles.....	
Fumble Recoveries.....	
Interceptions.....	
Pass Breakups.....	

Career Highs

Unassisted Tackles.....	5 vs. Texas A&M ('14)
Assisted Tackles.....	2 (4 times)
Total Tackles.....	7 vs. Texas A&M ('14)
Tackles For Loss.....	1.0 vs. Oklahoma ('12), vs. K-State ('12)
Sacks.....	
Forced Fumbles.....	1 vs. Oklahoma ('12)
Fumble Recoveries.....	
Interceptions.....	
Pass Breakups.....	1 at Maryland ('14)

Brown's Defensive Statistics

Year	GP	T/A/TT	TFL	Sacks	INT	PB	FF	FR
2015	1	3/1/4	0	0	0	0	0	0
2014	12	13/8/21	0	0	0	1	0	0
2013	4	1/2/3	0	0	0	0	0	0
2012	10	7/3/10	2/2	0	0	0	1	0
Totals	27	24/14/38	2/2	0	0	1	1	0



Isaiah BRUCE

Height: 6-1 | Weight: 238 | Class: Redshirt Senior
Last School: Providence | Hometown: Jacksonville, Fla.

2015 Notes

- ▶ Has played in 38 career games and started 20

2015 Game-By-Game

Opponent	UT/AT/TT	TFL	Sacks	FF	FR	Int	PBU
Ga. Southern	0	0	0	0	0	0	0
Liberty							
Maryland							
Oklahoma							
Oklahoma St.							
Baylor							
TCU							
Texas Tech							
Texas							
Kansas							
Iowa State							
Kansas State							

2015 Season-Game Bests

Unassisted Tackles.....	7 (3 times)
Assisted Tackles.....	9 vs. Marshall ('12)
Total Tackles.....	16 vs. Marshall ('12)
Tackles For Loss.....	2 (3 times)
Sacks.....	0.5 vs. JMU ('12)
Forced Fumbles.....	1 (3 times)
Fumble Recoveries.....	1 (4 times)
Interceptions.....	1 vs. TCU ('12), Syracuse ('12)
Pass Breakups.....	1 (4 times)

Career Highs

Unassisted Tackles.....	7 (3 times)
Assisted Tackles.....	9 vs. Marshall ('12)
Total Tackles.....	16 vs. Marshall ('12)
Tackles For Loss.....	2 (3 times)
Sacks.....	0.5 vs. JMU ('12)
Forced Fumbles.....	1 (3 times)
Fumble Recoveries.....	1 (4 times)
Interceptions.....	1 vs. TCU ('12), Syracuse ('12)
Pass Breakups.....	1 (4 times)

Bruce's Defensive Statistics

Year	GP	T/A/TT	TFL	Sacks	INT	PB	FF	FR
2015	1	0/0/0	0	0	0	0	0	0
2014	13	11/4/15	3.5/11	0	0	1	0	0
2013	11	26/17/43	5/18	0	0	0	3	2
2012	13	51/43/94	6.5/17	0.5/1	2/12	3	0	2
Totals	38	88/64/152	15.5/46	0.5/1	2/12	4	3	4



Terrell CHESTNUT

Height: 5-11 | Weight: 193 | Class: Redshirt Senior
Last School: Pottsgrove | Hometown: Pottstown, Pa.

2015 Notes

- ▶ Has played in 29 career games and started 16, including one in 2015
- ▶ Tied a career-high with five solo tackles vs. Ga. Southern

2015 Game-By-Game

Opponent	UT/AT/TT	TFL	Sacks	FF	FR	Int	PBU
Ga. Southern	5/0/5	0	0	0	0	0	0
Liberty							
Maryland							
Oklahoma							
Oklahoma St.							
Baylor							
TCU							
Texas Tech							
Texas							
Kansas							
Iowa State							
Kansas State							

2015 Season-Game Bests

Unassisted Tackles.....	5 vs. Georgia Southern
Assisted Tackles.....	3 vs. Alabama ('14); at Maryland ('14)
Total Tackles.....	5 vs. Georgia Southern
Tackles For Loss.....	1 vs. Kansas ('12)
Sacks.....	0.5 vs. JMU ('12)
Forced Fumbles.....	1 vs. Texas Tech ('13); vs. TCU ('14)
Fumble Recoveries.....	1 vs. TCU ('14)
Interceptions.....	1 at Iowa State ('14)
Pass Breakups.....	2 at Texas ('14); vs. Texas A&M ('14)

Career Highs

Unassisted Tackles.....	5, twice, MR: vs. Georgia Southern ('15)
Assisted Tackles.....	3 vs. Alabama ('14); at Maryland ('14)
Total Tackles.....	6 at Maryland ('14); vs. Oklahoma ('14)
Tackles For Loss.....	1 vs. Kansas ('12)
Sacks.....	0.5 vs. JMU ('12)
Forced Fumbles.....	1 vs. Texas Tech ('13); vs. TCU ('14)
Fumble Recoveries.....	1 vs. TCU ('14)
Interceptions.....	1 at Iowa State ('14)
Pass Breakups.....	2 at Texas ('14); vs. Texas A&M ('14)

Chestnut's Defensive Statistics

Year	GP	T/A/TT	TFL	Sacks	INT	PB	FF	FR
2015	1	5/0/5	0	0	0	0	0	0
2014	12	25/10/35	0	0	1	7	0	1
2013	10	7/3/10	0	0	0	0	1	0
2012	6	3/3/6	1/4	0	0	2	0	0
Totals	29	40/16/56	1/4	0	1	9	1	1



Cody CLAY

Height: 6-4 | Weight: 262 | Class: Redshirt Senior
Last School: George Washington | Hometown: Alum Creek, W.Va.

2015 Notes

- ▶ Has played in 39 career games and started 22

2015 Game-By-Game

Opponent	No.	Yards	Avg.	TD	Lg
Ga. Southern	0	0	0	0	0
Liberty					
Maryland					
Oklahoma					
Oklahoma State					
Baylor					
TCU					
Texas Tech					
Texas					
Kansas					
Iowa State					
Kansas State					
Total	0	0	0	0	0

2015 Single-Game Bests


Receptions.....	3 vs. Oklahoma State ('13)
Receiving Yards.....	27 vs. Oklahoma State ('13)
Receiving Touchdowns.....	1 at TCU ('13)
Long Reception.....	21 at Iowa State ('14)

Career Bests

Receptions.....	3 vs. Oklahoma State ('13)
Receiving Yards.....	27 vs. Oklahoma State ('13)
Receiving Touchdowns.....	1 at TCU ('13)
Long Reception.....	21 at Iowa State ('14)

Clay's Receiving Statistics

Year	Games	No.	Yards	Avg.	TD	Long
2015	1	0	0	0	0	0
2014	13	7	65	9.3	0	21
2013	12	9	73	8.1	1	12
2012	13	2	29	14.5	0	19
Totals	39	18	167	9.3	1	21



KJDILLON

Height: 6-1 | Weight: 209 | Class: Senior
Last School: Apopka | Hometown: Apopka, Fla.

2015 Notes

- ▶ Has played in 36 career games and started 17, one in 2015
- ▶ Had four tackles, assisted on one tackle for loss and had one pass breakup vs. Georgia Southern

2015 Game-By-Game

Opponent	UT/AT/TT	TFL	Sacks	FF	FR	Int	PBU
Ga. Southern	2/2/4	0.5/1	0	0	0	0	1
Liberty							
Maryland							
Oklahoma							
Oklahoma St.							
Baylor							
TCU							
Texas Tech							
Texas							
Kansas							
Iowa State							
Kansas State							

2015 Season-Game Bests


Unassisted Tackles.....	2 vs. Georgia Southern
Assisted Tackles.....	2 vs. Georgia Southern
Total Tackles.....	4 vs. Georgia Southern
Tackles For Loss.....	0.5 vs. Georgia Southern
Sacks.....	
Forced Fumbles.....	
Fumble Recoveries.....	
Interceptions.....	
Pass Breakups.....	1 vs. Georgia Southern

Career Highs

Unassisted Tackles.....	7 vs. Kansas State ('14)
Assisted Tackles.....	3 vs. JMU ('12)
Total Tackles.....	8 vs. Kansas State ('14)
Tackles For Loss.....	2.5 vs. Kansas State ('14)
Sacks.....	0.5 vs. Towson
Forced Fumbles.....	1 at Texas Tech ('12)
Fumble Recoveries.....	1 vs. Maryland ('13)
Interceptions.....	1 (3 times)
Pass Breakups.....	2 (3 times)

Dillon's Defensive Statistics

Year	GP	T/A/TT	TFL	Sacks	INT	PB	FF	FR
2015	1	2/2/4	0.5/1	0	0	1	0	0
2014	13	43/19/62	7.5/18	0.5/4	3	7	0	0
2013	9	23/5/28	3/8	0	0	6	0	1
2012	13	14/6/20	0	0	0	0	1	0
Totals	36	82/32/114	11/27	0.5/4	3	14	1	1



SheltonGIBSON

Height: 5-11 | Weight: 193 | Class: Redshirt Sophomore
Last School: Cleveland Heights | Hometown: Cleveland, Ohio

2015 Notes

- ▶ Has played in 13 career games
- ▶ Earned first career start against Georgia Southern
- ▶ Ranks No. 2 in the NCAA, No. 1 in the Big 12, in yards per catch (43.33)
- ▶ Ranks No. 13 in the NCAA, No. 3 in the Big 12, in receiving yards (130)
- ▶ Along with Jovon Durante (121), netted first career 100-yard receiving game vs. Georgia Southern
- ▶ Connected with Skyler Howard for a 26-yard touchdown against Georgia Southern for first career score; also caught a career-long 57-yard reception

2015 Game-By-Game

Opponent	No.	Yards	Avg.	TD	Lg
Ga. Southern	3	130	43.33	1	57
Liberty					
Maryland					
Oklahoma					
Oklahoma State					
Baylor					
TCU					
Texas Tech					
Texas					
Kansas					
Iowa State					
Kansas State					
Totals	3	130	43.33	1	57

2015 Single-Game Bests

Receptions.....	3 vs. Georgia Southern
Receiving Yards.....	130 vs. Georgia Southern
Receiving Touchdowns.....	1 vs. Georgia Southern
Long Reception.....	57 vs. Georgia Southern

Career Bests

Receptions.....	3 vs. Georgia Southern ('15)
Receiving Yards.....	130 vs. Georgia Southern ('15)
Receiving Touchdowns.....	1 vs. Georgia Southern ('15)
Long Reception.....	57 vs. Georgia Southern ('15)

Gibson's Receiving Statistics

Year	Games	No.	Yards	Avg.	TD	Long
2015	1	3	130	43.33	1	57
2014	12	4	60	15.0	0	47
Totals	13	7	190	27.1	1	57



JarrodHARPER

Height: 6-1 | Weight: 211 | Class: Redshirt Senior
Last School: Mountain Ridge | Hometown: Frostburg, Md.

2015 Notes

- ▶ Has played in 26 career games
- ▶ Three tackles against Georgia Southern

2015 Game-By-Game

Opponent	UT/AT/TT	TFL	Sacks	FF	FR	Int	PBU
Ga. Southern	2/1/3	1.0/2	0	0	0	0	0
Liberty							
Maryland							
Oklahoma							
Oklahoma St.							
Baylor							
TCU							
Texas Tech							
Texas							
Kansas							
Iowa State							
Kansas State							

2015 Season-Game Bests

Unassisted Tackles.....	2 vs. Georgia Southern
Assisted Tackles.....	1 vs. Georgia Southern
Total Tackles.....	3 vs. Georgia Southern
Tackles For Loss.....	1.0 vs. Georgia Southern
Sacks.....	
Forced Fumbles.....	
Fumble Recoveries.....	
Interceptions.....	
Pass Breakups.....	

Career Highs

Unassisted Tackles.....	3 at Kansas ('13)
Assisted Tackles.....	2 at Kansas ('13)
Total Tackles.....	5 at Kansas ('13)
Tackles For Loss.....	1 vs. Towson ('14), vs. Ga. Southern ('15)
Sacks.....	1 vs. Towson ('14)
Forced Fumbles.....	1 at Kansas ('13)
Fumble Recoveries.....	
Interceptions.....	
Pass Breakups.....	

Harper's Defensive Statistics

Year	GP	T/A/TT	TFL	Sacks	INT	PB	FF	FR
2015	1	2/1/3	1/2	0	0	0	0	0
2014	13	9/4/13	1/9	1/9	0	0	0	0
2013	12	6/4/10	0	0	0	0	1	0
Totals	26	17/9/26	2/11	1/9	0	0	1	0



Skyler HOWARD

Height: 6-0 | Weight: 206 | Class: Junior

Last School: Riverside CC | Hometown: Forth Worth, Texas

2015 Notes

- ▶ Played in five games and started three
- ▶ Ranks No. 3 in the NCAA, No. 1 in the Big 12, in yards per pass attempt (14.36)
- ▶ Ranks No. 4 nationally, No. 2 in the Big 12, in yards per completion (22.44); also ranks No. 8 in the NCAA, No. 4 in the Big 12, in passing yards (359)
- ▶ No. 1 in the Big 12, No. 12 in the NCAA, in passing efficiency (211.0)
- ▶ Went 16-25 for a career-best 359 passing yards and threw two touchdowns against Georgia Southern in first career start at Milan Puskar Stadium
- ▶ Connected with Shelton Gibson and Jovon Durante on 57-yard tosses against Georgia Southern

2015 Game-By-Game

Opponent	Comp.	Att.	Int.	Pct.	Yards	TDs	Long
Ga. Southern	16	25	0	.640	359	2	57
Liberty							
Maryland							
Oklahoma							
Oklahoma St.							
Baylor							
TCU							
Texas Tech							
Texas							
Kansas							
Iowa State							
Kansas State							
Totals	16	25	0	.640	359	2	57

2015 Single-Game Bests

Rushing Yards..... 7 vs. Southern Georgia
 Rushing Attempts..... 9 vs. Georgia Southern
 Rushing Touchdowns.....
 Long Rush 10 vs. Georgia Southern
 Passing Attempts..... 25 vs. Georgia Southern
 Passing Completions..... 16 vs. Georgia Southern
 Passing Yards..... 359 vs. Georgia Southern
 Passing Touchdowns..... 2 vs. Georgia Southern
 Long Completion 57 vs. Georgia Southern

Career Bests


Rushing Yards..... 69 at Iowa State ('14)
 Rushing Attempts 10 vs. Texas A&M ('14)
 Rushing Touchdowns.....
 Long Rush 24 at Iowa State ('14)
 Passing Attempts..... 45 vs. Texas A&M ('14)
 Passing Completions..... 21 at Iowa State ('14)
 Passing Yards..... 359 vs. Georgia Southern ('15)
 Passing Touchdowns..... 3 at Iowa St. ('14); vs. Texas A&M ('14)
 Long Completion 57 vs. Georgia Southern ('15)

Howard's Passing Statistics

Year	Games	C/A	Pct.	Yards	TD	Int.	Long
2015	1	16/25	.640	359	2	0	57
2014	4	56/110	.509	829	8	0	53
Totals	5	72/135	.533	1188	10	0	57

Howard's Rushing Statistics

Year	Games	Att.	Yards	Avg.	TD	Long
2014	1	9	7	0.8	0	10
2014	4	22	140	6.4	0	24
Totals	5	31	147	4.7	0	24



Karl JOSEPH

Height: 5-11 | Weight: 200 | Class: Senior

Last School: Edgewater | Hometown: Orlando, Fla.

2015 Notes

- ▶ Has started all 39 games of his career
- ▶ Is tied for first in the nation with three interceptions, tied for second nationally with one fumble recovery and 31st nationally, third in the Big 12 with seven solo tackles
- ▶ Named Big 12 Defensive Player of the Week vs. Georgia Southern
- ▶ Had a career-best three interceptions and led the team with eight tackles, seven solo vs. Georgia Southern
- ▶ First WVU player since 1994 to have three interceptions in a game and third all-time to have three in a quarter

2015 Game-By-Game

Opponent	UT/AT/TT	TFL	Sacks	FF	FR	Int	PBU
Ga. Southern	7/1/8	0	0	0	1	3/0	0
Liberty							
Maryland							
Oklahoma							
Oklahoma St.							
Baylor							
TCU							
Texas Tech							
Texas							
Kansas							
Iowa State							
Kansas State							

2015 Season-Game Bests

Unassisted Tackles..... 7 vs. Georgia Southern
 Assisted Tackles..... 1 vs. Georgia Southern
 Total Tackles..... 8 vs. Georgia Southern
 Tackles For Loss.....
 Sacks 2 (3 times)
 Forced Fumbles.....
 Fumble Recoveries..... 1 vs. Georgia Southern
 Interceptions..... 3 vs. Georgia Southern
 Pass Breakups

Career Highs

Unassisted Tackles..... 12 at ISU ('12), at K-State ('13)
 Assisted Tackles..... 7 vs. Alabama ('14)
 Total Tackles..... 18 vs. Alabama ('14)
 Tackles For Loss..... 2 (3 times)
 Sacks..... 1 vs. Maryland ('12)
 Forced Fumbles..... 1 (8 times)
 Fumble Recoveries..... 1 (6 times)
 Interceptions..... 3 vs. Georgia Southern ('15)
 Pass Breakups 2 vs. Oklahoma State ('13), at Iowa State ('14)

Joseph's Defensive Statistics

Year	GP	T/A/TT	TFL	Sacks	INT	PB	FF	FR
2015	1	7/1/8	0	0	3/0	0	0	1
2014	13	62/30/92	4.5/11	0	0	1	3	0
2013	12	56/12/68	3/11	0	1/11	4	2	4
2012	13	76/28/104	7/25	1/12	2/22	6	3	1
Totals	39	201/71/272	13.5/47	1/12	6/33	11	8	6



Eric KINSEY

Height: 6-3 | Weight: 280 | Class: Senior

Last School: Miami Northwestern | Hometown: Miami, Fla.

2015 Notes

- ▶ Has played in 33 career games and started four
- ▶ Posted a career-best five tackles vs. Georgia Southern

2015 Game-By-Game

Opponent	UT/AT/TT	TFL	Sacks	FF	FR	Int	PBU
Ga. Southern	1/4/5	0.5/2	0	0	0	0	0
Liberty							
Maryland							
Oklahoma							
Oklahoma St.							
Baylor							
TCU							
Texas Tech							
Texas							
Kansas							
Iowa State							
Kansas State							

2015 Season-Game Bests

Unassisted Tackles..... 1 vs. Georgia Southern
 Assisted Tackles..... 4 vs. Georgia Southern
 Total Tackles..... 5 vs. Georgia Southern
 Tackles For Loss..... 0.5 vs. Georgia Southern
 Sacks
 Forced Fumbles.....
 Fumble Recoveries.....
 Interceptions.....
 Pass Breakups

Career Highs

Unassisted Tackles..... 2 (4 times)
 Assisted Tackles..... 4 vs. Georgia Southern ('15)
 Total Tackles..... 5 vs. Georgia Southern ('15)
 Tackles For Loss..... 1 (3 times)
 Sacks..... 1 vs. Iowa State ('13)
 Forced Fumbles.....
 Fumble Recoveries.....
 Interceptions.....
 Pass Breakups 1 (3 times)

Kinsey's Defensive Statistics

Year	GP	T/A/TT	TFL	Sacks	INT	PB	FF	FR
2015	1	1/4/5	0.5/2	0	0	0	0	0
2014	9	2/3/5	1/7	0	0	0	0	0
2013	10	8/7/15	3/8	1	0	1	0	0
2012	13	2/2/4	0	0	0	2	0	0
Totals	33	13/16/29	4.5/17	1	0	3	0	0



Nick **KWIATKOSKI**

Height: 6-2 | **Weight:** 238 | **Class:** Redshirt Senior
Last School: Bethel Park | **Hometown:** Bethel Park, Pa.

2015 Notes

- ▶ Has played in 36 career games and started 25
- ▶ Had seven tackles and 1.5 tackles for loss vs. Georgia Southern

2015 Game-By-Game

Opponent	UT/AT/TT	TFL	Sacks	FF	FR	Int	PBU
Ga. Southern	5/2/7	1.5/7	0	0	0	0	0
Liberty							
Maryland							
Oklahoma							
Oklahoma St.							
Baylor							
TCU							
Texas Tech							
Texas							
Kansas							
Iowa State							
Kansas State							

2015 Season-Game Bests

Unassisted Tackles.....	5 vs. Georgia Southern
Assisted Tackles.....	2 vs. Georgia Southern
Total Tackles.....	7 vs. Georgia Southern
Tackles For Loss.....	1.5 vs. Georgia Southern
Sacks	
Forced Fumbles.....	
Fumble Recoveries.....	
Interceptions.....	
Pass Breakups	

Career Highs

Unassisted Tackles.....	10 at Maryland ('14)
Assisted Tackles.....	8 vs. Iowa State ('13)
Total Tackles.....	14 vs. Iowa State ('13)
Tackles For Loss.....	3 at Maryland ('14)
Sacks.....	1 vs. GSU ('13), at KSU ('13)
Forced Fumbles.....	1 vs. GSU ('13), at KSU ('13)
Fumble Recoveries.....	1 at Kansas ('13)
Interceptions.....	1 (3 times)
Pass Breakups	2 at Maryland ('14); at Iowa State ('14)

Kwiatkoski's Defensive Statistics

Year	GP	T/A/TT	TFL	Sacks	INT	PB	FF	FR
2015	1	5/2/7	1.5/7	0	0	0	0	0
2014	13	71/32/103	11.5/25	0.5	0	4	0	0
2013	10	54/32/86	6.5/20	2	3	0	2	1
2012	12	17/11/28	0	0	0	3	0	0
Totals	36	147/77/224	19.5/52	2.5	3	7	2	1



Josh **LAMBERT**

Height: 5-11 | **Weight:** 212 | **Class:** Redshirt Junior
Last School: Garland | **Hometown:** Garland, Texas

2015 Notes

- ▶ Three-year starter at kicker
- ▶ 2014 Lou Groza Award finalist
- ▶ Named 2014 All-American
- ▶ Holds the NCAA record for most FGs in a season of 40 yards or more (16), most games with multiple FGs (10) and most games with three or more FGs (6)
- ▶ Made 50 career FGs and is tied for No. 5 on WVU's all-time list
- ▶ Tied for No. 1 in the conference and No. 1 nationally in FG percentage
- ▶ Tied for No. 1 in the Big 12 and No. 2 nationally in FGs made per game
- ▶ Tied for No. 1 in the Big 12 in total field goals
- ▶ No. 2 in the Big 12 overall scoring and No. 1 in Big 12 scoring by kickers (14.0)
- ▶ Started 2015 with three field goals and 14 total points against Ga. Southern

2015 Game-By-Game

Opponent	FGM/A	Pct.	Lg	XP/A	Pts.
Ga. Southern	3/3	1.000	32	5/5	14
Liberty					
Maryland					
Oklahoma					
Oklahoma State					
Baylor					
TCU					
Texas Tech					
Texas					
Kansas					
Iowa State					
Kansas State					
Totals	3/3	1.000	32	5/5	14

2015 FG SEQUENCE

Opponent	West Virginia
Georgia Southern	(26), (32), (22)
Liberty	
Maryland	
Oklahoma	
Oklahoma State	
Baylor	
TCU	
Texas Tech	
Texas	
Kansas	
Iowa State	
Kansas State	

Numbers in (parentheses) indicate FG was made.

Lambert's Field Goals

Year	FG/A	Pct.	1/29	30/39	40/49	50+	Lg
2015	5/5	1.000	2/2	1/1	0/0	0/0	32
2014	30/39	.769	8/8	6/7	12/19	4/5	55
2013	17/23	.739	6/6	5/6	5/6	1/5	50
Totals	52/67	.776	16/16	12/14	17/25	5/10	55



Noble **NWACHUKWU**

Height: 6-2 | **Weight:** 271 | **Class:** Redshirt Junior
Last School: Wylie | **Hometown:** Wylie, Texas

2015 Notes

- ▶ Has played in 23 career games and started 14
- ▶ Is tied for No. 7 in the nation, first in the Big 12 with one forced fumble and No. 3 in the Big 12, No. 37 nationally with one sack
- ▶ Had one sack for a loss of four yards and forced a fumble vs. Georgia Southern

2015 Game-By-Game

Opponent	UT/AT/TT	TFL	Sacks	FF	FR	Int	PBU
Ga. Southern	1/0/1	1/4	1/4	1	0	0	0
Liberty							
Maryland							
Oklahoma							
Oklahoma St.							
Baylor							
TCU							
Texas Tech							
Texas							
Kansas							
Iowa State							
Kansas State							

2015 Season-Game Bests


Unassisted Tackles.....	1 vs. Georgia Southern
Assisted Tackles.....	0 vs. Georgia Southern
Total Tackles.....	1 vs. Georgia Southern
Tackles For Loss.....	1 vs. Georgia Southern
Sacks	1 vs. Georgia Southern
Forced Fumbles.....	1 vs. Georgia Southern
Fumble Recoveries.....	
Interceptions.....	
Pass Breakups	

Career Bests

Unassisted Tackles.....	4 at Texas ('14)
Assisted Tackles.....	5 vs. Alabama ('14)
Total Tackles.....	5 vs. Alabama ('14); at Texas ('14)
Tackles For Loss.....	2 at Texas ('14)
Sacks	1.5 vs. Texas A&M ('14)
Forced Fumbles.....	1 vs. Iowa St. ('13), vs. Ga. Southern ('15)
Fumble Recoveries.....	
Interceptions.....	
Pass Breakups	1 (3 times)

Nwachukwu's Defensive Statistics

Year	GP	T/A/TT	TFL	Sacks	INT	PB	FF	FR
2015	1	1/0/1	1/4	1/4	0	0	1	0
2014	13	21/13/34	8/30	2/16	0	4	0	0
2013	9	4/1/5	1/8	1/8	0	0	1	0
Totals	23	26/14/40	10/42	4/28	0	4	2	0



Nick O'TOOLE

Height: 6-3 | Weight: 216 | Class: Senior
Last School: Fullerton College | Hometown: Corona, Calif.

2015 Notes

- ▶ Named Academic All-Big 12 Second Team
- ▶ Ranks No. 6 in Big 12 punting and No. 34 nationally
- ▶ Long punt on the year is 65 yards vs. Ga. Southern
- ▶ Best punting average on the year is 44.2 yards vs. Ga. Southern
- ▶ Four punts vs. Ga. Southern for 177 yards. Averaged 44.2 yards per punt and placed two punts inside the 20

2015 Game-By-Game Punting

Opponent	Punts	Yds	Avg.	Lg	TB	FC	50+	I-20
Ga. Southern	4	177	44.2	65	2	1	1	2
Liberty								
Maryland								
Oklahoma								
Oklahoma State								
Baylor								
TCU								
Texas Tech								
Texas								
Kansas								
Iowa State								
Kansas State								
Totals:	4	177	44.2	65	2	1	1	2

O'Toole's Punting Statistics

Year	Punts	Yards	Avg.	Lg	TB	FC	50+	I-20
2015	4	177	44.2	65	2	1	1	2
2014	57	2,383	41.8	59	2	21	11	24
2013	73	3,218	44.1	68	5	23	26	22
Totals	134	5,778	43.1	68	9	45	38	48



Shaq PETTEWAY

Height: 6-0 | Weight: 232 | Class: Redshirt Senior
Last School: Steubenville | Hometown: Steubenville, Ohio

2015 Notes

- ▶ Played in 39 career games and has two starts
- ▶ Had four tackles vs. Georgia Southern

2015 Game-By-Game

Opponent	UT/AT/TT	TFL	Sacks	FF	FR	INT	PBU
Ga. Southern	2/2/4	0	0	0	0	0	0
Liberty							
Maryland							
Oklahoma							
Oklahoma St.							
Baylor							
TCU							
Texas Tech							
Texas							
Kansas							
Iowa State							
Kansas State							

2015 Season-Game Bests

Unassisted Tackles.....	2 vs. Georgia Southern
Assisted Tackles.....	2 vs. Georgia Southern
Total Tackles.....	4 vs. Georgia Southern
Tackles For Loss.....	
Sacks.....	
Forced Fumbles.....	
Fumble Recoveries.....	
Interceptions.....	
Pass Breakups.....	

Career Bests

Unassisted Tackles.....	6 vs. TCU ('12)
Assisted Tackles.....	5 at Iowa State ('14)
Total Tackles.....	10 vs. TCU ('12)
Tackles For Loss.....	1.5 vs. TCU ('12)
Sacks.....	1.5 vs. TCU ('12)
Forced Fumbles.....	
Fumble Recoveries.....	
Interceptions.....	
Pass Breakups.....	2 vs. Oklahoma ('12)

PetteWAY's Defensive Statistics

Year	GP	T/A/TT	TFL	Sacks	INT	PB	FF	FR
2015	1	2/2/4	0	0	0	0	0	0
2014	13	32/7/39	4/10	1/4	0	1	0	0
2012	13	26/16/42	4.5/17	1.5/14	0	3	0	0
2011	12	5/3/8	0	0	0	0	0	0
Totals	39	65/28/91	8.5/27	2/18	0	4	0	0



Kyle ROSE

Height: 6-4 | Weight: 295 | Class: Redshirt Senior
Last School: Centerville | Hometown: Centerville, Ohio

2015 Notes

- ▶ Has played in 39 career games and started 21
- ▶ Posted six tackles, third on the team, vs. Georgia Southern

2015 Game-By-Game

Opponent	UT/AT/TT	TFL	Sacks	FF	FR	INT	PBU
Ga. Southern	3/3/6	0	0	0	0	0	0
Liberty							
Maryland							
Oklahoma							
Oklahoma St.							
Baylor							
TCU							
Texas Tech							
Texas							
Kansas							
Iowa State							
Kansas State							

2015 Season-Game Bests

Unassisted Tackles.....	3 vs. Georgia Southern
Assisted Tackles.....	3 vs. Georgia Southern
Total Tackles.....	6 vs. Georgia Southern
Tackles For Loss.....	
Sacks.....	
Forced Fumbles.....	
Fumble Recoveries.....	
Interceptions.....	
Pass Breakups.....	

Career Highs

Unassisted Tackles.....	5 at Kansas ('13)
Assisted Tackles.....	5 at TCU ('13), vs. Iowa State ('13)
Total Tackles.....	7 at TCU ('13)
Tackles For Loss.....	2 at Oklahoma ('13)
Sacks.....	1 vs. Georgia State ('13)
Forced Fumbles.....	
Fumble Recoveries.....	1 vs. Texas ('13)
Interceptions.....	
Pass Breakups.....	1 (3 times)

Rose's Defensive Statistics

Year	GP	T/A/TT	TFL	Sacks	INT	PB	FF	FR
2015	1	3/3/6	0	0	0	0	0	0
2014	13	19/16/35	1/1	0	0	0	0	0
2013	12	29/20/49	8.5/31	1/7	0	1	0	1
2012	13	14/11/25	0	0	0	2	0	0
Totals	39	65/50/115	9.5/32	1/7	0	3	0	1



Rick RUMPH III

Height: 5-11 | Weight: 185 | Class: Senior
Last School: Mainland | Hometown: Daytona Beach, Fla.

2015 Notes

- ▶ Has played in 32 career games

2015 Game-By-Game

Opponent	UT/AT/TT	TFL	Sacks	FF	FR	Int	PBU
Ga. Southern	0	0	0	0	0	0	0
Liberty							
Maryland							
Oklahoma							
Oklahoma St.							
Baylor							
TCU							
Texas Tech							
Texas							
Kansas							
Iowa State							
Kansas State							

2015 Season-Game Bests

Unassisted Tackles.....	6 vs. Baylor ('14)
Assisted Tackles.....	3 at Oklahoma ('13)
Total Tackles.....	6 vs. Baylor ('14)
Tackles For Loss.....	
Sacks.....	
Forced Fumbles.....	
Fumble Recoveries.....	1 at Texas Tech ('12)
Interceptions.....	1 vs. Kansas State ('14)
Pass Breakups.....	

Career Highs

Unassisted Tackles.....	6 vs. Baylor ('14)
Assisted Tackles.....	3 at Oklahoma ('13)
Total Tackles.....	6 vs. Baylor ('14)
Tackles For Loss.....	
Sacks.....	
Forced Fumbles.....	1 at Texas Tech ('12)
Fumble Recoveries.....	
Interceptions.....	1 vs. Kansas State ('14)
Pass Breakups.....	

Rumph's Defensive Statistics

Year	GP	T/A/TT	TFL	Sacks	INT	PB	FF	FR
2015	1	0/0/0	0	0	0	0	0	0
2014	13	17/5/22	0	0	1	0	0	0
2013	9	3/3/6	0	0	0	0	0	0
2012	9	6/3/9	0	0	0	0	0	1
Totals	32	26/11/37	0	0	1	0	0	1



Rushel SHELL

Height: 5-10 | Weight: 224 | Class: Redshirt Junior
Last School: Pitt | Hometown: Hopewell, Pa.

2015 Notes

- ▶ Has played in 13 games and started nine
- ▶ Gained 42 yards on eight carries, including a six-yard score, against Georgia Southern

2015 Game-By-Game

Opponent	Att.	Net.	Avg.	TD	Lg	Rec.	Yds.	TD
Ga. Southern	8	42	5.2	1	9	0	0	0
Liberty								
Maryland								
Oklahoma								
Oklahoma State								
Baylor								
TCU								
Texas Tech								
Texas								
Kansas								
Iowa State								
Kansas State								
Totals	8	42	5.2	1	9	0	0	0

2015 Single-Game Bests

Rushing Yards.....	42 vs. Georgia Southern
Rushing Attempts.....	8 vs. Georgia Southern
Rushing Touchdowns.....	1 vs. Georgia Southern
Long Rush.....	9 vs. Georgia Southern
Receptions.....	
Receiving Yards.....	47 vs. Towson ('14)
Receiving Touchdowns.....	
Long Reception.....	19 vs. Alabama ('14)

Career Highs

Rushing Yards.....	146 at Iowa State ('14)
Rushing Attempts.....	27 at Maryland ('14)
Rushing Touchdowns.....	2 at Texas Tech ('14)
Long Rush.....	54 at Iowa State ('14)
Receptions.....	4 vs. Towson ('14)
Receiving Yards.....	47 vs. Towson ('14)
Receiving Touchdowns.....	
Long Reception.....	19 vs. Alabama ('14)

Shell's Rushing Statistics

Year	Games	Att.	Yards	Avg.	TD	Long
2015	1	8	42	5.2	1	9
2014	12	176	788	4.5	7	54
Totals	13	184	830	4.5	8	54

Shell's Receiving Statistics

Year	Games	No.	Yards	Avg.	TD	Long
2015	1	0	0	0	0	0
2014	12	21	140	6.7	0	19
Totals	13	21	140	6.7	0	19



Daikiel SHORTS JR.

Height: 6-1 | Weight: 201 | Class: junior
Last School: Eastern Christian | Hometown: Clayton, N.J.

2015 Notes

- ▶ Has played in 26 career games and started 14
- ▶ Finished third on the team with 55 receiving yards against Georgia Southern

2015 Game-By-Game

Opponent	No.	Yards	Avg.	TD	Lg
Ga. Southern	3	55	18.33	0	26
Liberty					
Maryland					
Oklahoma					
Oklahoma State					
Baylor					
TCU					
Texas Tech					
Texas					
Kansas					
Iowa State					
Kansas State					
Totals	3	55	18.33	0	26

2015 Single-Game Bests

Receptions.....	3 vs. Georgia Southern
Receiving Yards.....	55 vs. Georgia Southern
Receiving Touchdowns.....	
Long Reception.....	26 vs. Georgia Southern

Career Bests

Receptions.....	9 vs. Texas Tech ('13)
Receiving Yards.....	98 at TCU ('13)
Receiving Touchdowns.....	2 vs. Georgia State ('13)
Long Reception.....	38 at TCU ('13)

Shorts' Receiving Statistics

Year	Games	No.	Yards	Avg.	TD	Long
2015	1	3	55	18.3	0	26
2014	13	24	346	14.4	2	29
2013	12	45	495	11.0	2	38
Totals	26	72	896	12.4	4	38



Wendell **SMALLWOOD**

Height: 5-11 | Weight: 202 | Class: Junior
Last School: Eastern Christian | Hometown: Wilmington, Del.

2015 Notes

- ▶ Has played in 26 games and started 11
- ▶ Ranks No. 15 in the NCAA, No. 1 in the Big 12, in yards per carry (8.73)
- ▶ Also ranks No. 2 in the Big 12 in rushing yards (96.0)
- ▶ Netted 119 all-purpose yards against Georgia Southern, including a game-best 96 yards rushing
- ▶ First touchdown of season came on 19-yard run against Georgia Southern

2015 Game-By-Game

Opponent	Att.	Net.	Avg.	TD	Lg	Rec.	Yds.	TD
Ga. Southern	11	96	8.7	1	19	4	23	0
Liberty								
Maryland								
Oklahoma								
Oklahoma State								
Baylor								
TCU								
Texas Tech								
Texas								
Kansas								
Iowa State								
Kansas State								
Totals	11	96	8.7	1	19	4	23	0

2015 Single-Game Bests

Rushing Yards.....96 vs. Georgia Southern
 Rushing Attempts.....11 vs. Georgia Southern
 Rushing Touchdowns.....1 vs. Georgia Southern
 Long Rush.....19 vs. Georgia Southern
 Receptions.....4 vs. Georgia Southern
 Receiving Yards.....23 vs. Georgia Southern
 Receiving Touchdowns.....
 Long Reception.....10 vs. Georgia Southern

Career Bests


Rushing Yards.....132 at Oklahoma State ('14)
 Rushing Attempts.....23 at Oklahoma State ('14)
 Rushing Touchdowns.....1 (4 times)
 Long Rush.....38 vs. Georgia State ('13)
 Receptions.....6 vs. Alabama ('14)
 Receiving Yards.....73 vs. Alabama ('14)
 Long Reception.....50 at Maryland ('14)

Smallwood's Rushing Statistics

Year	Games	Att.	Yards	Avg.	TD	Long
2015	1	11	96	8.7	1	19
2014	13	148	722	4.9	2	35
2013	12	39	221	5.7	1	38
Totals	26	198	1039	5.2	4	38

Smallwood's Receiving Statistics

Year	Games	No.	Yards	Avg.	TD	Long
2015	1	4	23	5.75	0	10
2014	13	30	321	10.7	0	50
2013	12	11	132	12.0	0	30
Totals	26	46	481	10.5	0	50



Jordan **THOMPSON**

Height: 5-7 | Weight: 175 | Class: Senior
Last School: Katy | Hometown: Katy, Texas

2015 Notes

- ▶ Has played in 37 games and started 13
- ▶ Averaged 10 yards per catch against Georgia Southern

2015 Game-By-Game

Opponent	No.	Yards	Avg.	TD	Lg
Ga. Southern	3	30	10.0	0	14
Liberty					
Maryland					
Oklahoma					
Oklahoma State					
Baylor					
TCU					
Texas Tech					
Texas					
Kansas					
Iowa State					
Kansas State					
Totals	3	30	10.0	0	14

2015 Single-Game Bests

Receptions.....3 vs. Georgia Southern
 Receiving Yards.....30 vs. Georgia Southern
 Receiving Touchdowns.....
 Long Reception.....14 vs. Georgia Southern

Career Highs

Receptions.....7 vs. TCU ('14)
 Receiving Yards.....109 at Texas Tech ('14)
 Receiving Touchdowns.....1 vs. Towson ('14),
at Texas Tech ('14)
 Long Reception.....56 at Texas Tech ('14)

Thompson's Receiving Statistics

Year	Games	No.	Yards	Avg.	TD	Long
2015	1	3	30	10.0	0	14
2014	13	49	598	12.2	2	56
2013	10	23	178	7.7	0	17
2012	13	13	85	6.5	0	15
Totals	37	88	891	10.13	2	56



Jeremy **TYLER**

Height: 5-11 | Weight: 206 | Class: Junior
Last School: Martin Luther King | Hometown: Lithonia, Ga.

2015 Notes

- ▶ Has played in 22 career games and started one
- ▶ Had four tackles vs. Georgia Southern

2015 Game-By-Game

Opponent	UT/AT/TT	TFL	Sacks	FF	FR	Int	PBU
Ga. Southern	3/1/4	0	0	0	0	0	0
Liberty							
Maryland							
Oklahoma							
Oklahoma St.							
Baylor							
TCU							
Texas Tech							
Texas							
Kansas							
Iowa State							
Kansas State							

2015 Season-Game Bests

Unassisted Tackles.....3 vs. Georgia Southern
 Assisted Tackles.....1 vs. Georgia Southern
 Total Tackles.....4 vs. Georgia Southern
 Tackles For Loss.....
 Sacks.....
 Forced Fumbles.....
 Fumble Recoveries.....
 Interceptions.....
 Pass Breakups.....

Career Highs

Unassisted Tackles.....7 vs. Iowa State ('13)
 Assisted Tackles.....3 vs. Iowa State ('13)
 Total Tackles.....10 vs. Iowa State ('13)
 Tackles For Loss.....2.5 vs. Iowa State ('13)
 Sacks.....
 Forced Fumbles.....1 vs. Iowa State ('13)
 Fumble Recoveries.....
 Interceptions.....
 Pass Breakups.....1 vs. Iowa State ('13)

Tyler's Defensive Statistics

Year	GP	T/A/TT	TFL	Sacks	INT	PB	FF	FR
2015	1	3/1/4	0	0	0	0	0	0
2014	13	7/2/9	0	0	0	0	0	0
2013	8	12/5/17	3/8	0	0	1	1	0
Totals	22	22/8/30	3/8	0	0	1	1	0



ElijahWELLMAN

Height: 6-2 | **Weight:** 234 | **Class:** Redshirt Sophomore
Last School: Spring Valley | **Hometown:** Huntington, W.Va.

2015 Notes

▶ Has played in 13 career games

2015 Game-By-Game

Opponent	Att.	Net.	Avg.	TD	Lg	Rec.	Yds.	TD
Ga. Southern	0	0	0	0	0	0	0	0
Liberty								
Maryland								
Oklahoma								
Oklahoma State								
Baylor								
TCU								
Texas Tech								
Texas								
Kansas								
Iowa State								
Kansas State								
Totals	0	0	0	0	0	0	0	0

2015 Single-Game Bests

Rushing Yards.....	2 vs. Towson ('14), at Maryland ('14)
Rushing Attempts.....	1 vs. Towson ('14), at Maryland ('14)
Rushing Touchdowns.....	1 vs. Texas A&M ('14)
Long Rush.....	2 vs. Towson ('14), at Maryland ('14)
Receptions.....	1 (4 times)
Receiving Yards.....	10 vs. Alabama ('14)
Receiving Touchdowns.....	1 vs. Texas A&M ('14)
Long Reception.....	10 vs. Alabama ('14)

Career Highs

Rushing Yards.....	2 vs. Towson ('14), at Maryland ('14)
Rushing Attempts.....	1 vs. Towson ('14), at Maryland ('14)
Rushing Touchdowns.....	1 vs. Texas A&M ('14)
Long Rush.....	2 vs. Towson ('14), at Maryland ('14)
Receptions.....	1 (4 times)
Receiving Yards.....	10 vs. Alabama ('14)
Receiving Touchdowns.....	1 vs. Texas A&M ('14)
Long Reception.....	10 vs. Alabama ('14)

Wellman's Rushing Statistics

Year	Games	Att.	Yards	Avg.	TD	Long
2015	1	0	0	0	0	0
2014	12	2	4	2.0	0	2
Totals	13	2	4	2.0	0	2

Wellman's Receiving Statistics

Year	Games	No.	Yards	Avg.	TD	Long
2015	1	0	0	0	0	0
2014	12	4	11	2.8	1	10
Totals	13	4	11	2.8	1	10



DarylWORLEY

Height: 6-2 | **Weight:** 202 | **Class:** Junior
Last School: William Penn Charter | **Hometown:** Philadelphia, Pa.

2015 Notes

▶ Has played in 23 career games and started 17

2015 Game-By-Game

Opponent	UT/AT/TT	TFL	Sacks	FF	FR	Int	PBU
Ga. Southern	1/0/1	0	0	0	0	0	1
Liberty							
Maryland							
Oklahoma							
Oklahoma St.							
Baylor							
TCU							
Texas Tech							
Texas							
Kansas							
Iowa State							
Kansas State							

2015 Season-Game Bests

Unassisted Tackles.....	1 vs. Georgia Southern
Assisted Tackles.....	
Total Tackles.....	1 vs. Georgia Southern
Tackles For Loss.....	
Sacks.....	
Forced Fumbles.....	
Fumble Recoveries.....	
Interceptions.....	
Pass Breakups.....	1 vs. Georgia Southern

Career Bests

Unassisted Tackles.....	9 vs. Alabama ('14)
Assisted Tackles.....	3 vs. Iowa State ('13)
Total Tackles.....	11 vs. Alabama ('14)
Tackles For Loss.....	1 (5 times)
Sacks.....	
Forced Fumbles.....	
Fumble Recoveries.....	
Interceptions.....	1 (4 times)
Pass Breakups.....	2 vs. Maryland ('13); vs. TCU ('14)

Worley's Defensive Statistics

Year	GP	T/A/TT	TFL	Sacks	INT	PB	FF	FR
2015	1	1/0/1	0	0	0	1	0	0
2014	11	44/8/52	4.5/13	0	3/13	4	0	0
2013	11	36/9/45	3/6	0	1/0	5	0	0
Totals	23	81/17/98	7.5/19	0	4/13	10	0	0

WVU'S MULTI 100-YARD RECEIVING GAMES

Season	2 100-yard Receivers	3 100-yard Receivers	Total
2015	1	0	1
2014	3	0	3
2012	2	1	3
2011	3	1	4
1998	1	0	1
1997	1	0	1
1996	2	0	2
1995	2	0	2
1994	1	0	1
1993	2	0	2
1972	1	0	1

WVU'S MULTI 100-YARD RECEIVING GAMES

9/5/15	Georgia Southern Shelton Gibson (3/130/1) Jovon Durante (3/121/1) at Texas Tech Kevin White (13/123/1) Jordan Thompson (6/109/1)	W/44-0
10/11/14	at Texas Tech Kevin White (13/123/1) Jordan Thompson (6/109/1)	W, 37-34
9/20/14	Oklahoma Kevin White (10/173/1) Mario Alford (7/101/1)	L, 33-45
9/13/14	at Maryland Kevin White (13/216/1) Mario Alford (11/131/2)	W, 40-37
12/1/12	Kansas Stedman Bailey (11/159/2) Tavon Austin (4/110/0)	W, 59-10
9/29/12	Baylor Stedman Bailey (13/303/5) Tavon Austin (14/215/2) J.D. Woods (13/114/1)	W, 70-63
9/15/12	James Madison Stedman Bailey (13/173/3) Tavon Austin (11/113/1)	W, 42-12
11/12/11	at Cincinnati Tavon Austin (9/126/0) Stedman Bailey (6/104/1)	W, 24-21
10/8/11	Connecticut Stedman Bailey (7/178/2) Ivan McCartney (6/131/0)	W, 43-16
9/24/11	LSU Tavon Austin (11/187/0) Stedman Bailey (8/115/1)	L, 21-47
9/17/11	at Maryland Tavon Austin (11/122/0) Stedman Bailey (8/113/1) Ivan McCartney (8/101/0)	W, 37-31
11/27/98	at Pitt Shawn Foreman (5/115/1) Khorri Ivy (6/113/2)	W, 52-14
12/29/97	Georgia Tech Jerry Porter (4/124/2) Shawn Foreman (12/110/0)	L, 30-35
11/9/96	at Rutgers David Saunders (11/178/2) Shawn Foreman (6/164/2)	W, 55-14
10/5/96	Boston College David Saunders (8/191/1) Rahsaan Vanterpool (9/152/1)	W, 34-17
11/4/95	Rutgers David Saunders (8/149/2) Lovett Purnell (3/134/2)	W, 59-26
9/2/95	Purdue Lovett Purnell (8/149/0) David Saunders (6/130/0)	L, 24-26
10/15/94	at Pitt Rahsaan Vanterpool (9/205/2) Zach Abraham (6/180/2)	W, 47-41
11/6/93	Rutgers Mike Baker (8/172/2) Jay Kearney (4/106/0)	W, 58-22
9/18/93	at Maryland Mike Baker (8/126/1) Jay Kearney (3/104/1)	W, 42-37
9/23/72	at Virginia Marshall Mills (7/132/1) Danny Buggs (3/113/2)	W, 48-10



West Virginia's 20-Yard Plays in 2015

Offense

57.....Gibson pass from Howard (Ga. Southern)
57.....Durante pass from Howard (Ga. Southern)
47.....Gibson pass from Howard (Ga. Southern)
41/TDDurante pass from Howard (Ga. Southern)
26/TDGibson pass from Howard (Ga. Southern)
26.....Shorts pass from Howard (Ga. Southern)
23.....Durante pass from Howard (Ga. Southern)

Defense

Special Teams

32/FGLambert field goal (Ga. Southern)
26/FGLambert field goal (Ga. Southern)
22/FGLambert field goal (Ga. Southern)



West Virginia Opponent's 20-Yard Plays in 2015

Offense

22..... Upshaw rush (Ga. Southern)

Defense

Special Teams

27..... Keaton kickoff return (Ga. Southern)



West Virginia's 2015 Scoring Drives

Opponent	Plays	Yds	Time	Result
Ga. Southern				



West Virginia Opponents 2015 Scoring Drives

Opponent	Plays	Yds	Time	Result
Ga. Southern	9	87	4:06	Durante 41 pass from Howard
Ga. Southern	5	60	1:00	Lambert 26 FG
Ga. Southern	5	66	1:02	Lambert 32 FG
Ga. Southern	7	65	2:24	Lambert 22 FG
Ga. Southern	3	28	0:49	Shell 6 rush
Ga. Southern	4	70	1:30	Gibson 26 pass from Howard
Ga. Southern	6	85	2:21	Smallwood 19 rush
Ga. Southern	10	41	5:21	Crest 2 rush



2015 Mountaineer ROSTER

No.	Name	Pos.	Ht.	Wt.	Cl.	Exp.	Hometown/High School/Previous College
1	Tyrek Cole	CB	5-10	160	Fr.	HS	Hallandale, Fla./Miramar
1	Tyrek Cole	CB	5-10	160	Fr.	HS	Hallandale, Fla./Miramar
1	Shelton Gibson	WR	5-11	192	r-So.	1vl	Cleveland, Ohio/Cleveland Heights
2	Ka'Raun White	WR	6-1	198	r-So.	JC	Macungie, Pa./Lackawanna College/Emmaus
3	Skyler Howard	QB	6-0	206	Jr.	1vl	Fort Worth, Texas/Brewer/Riverside City College
3	Rick Rumph III	CB	5-11	185	Sr.	3vl	Daytona Beach, Fla./Mainland
4	Antonio Crawford	CB	5-10	190	Sr.	TR	Tampa, Fla./H.B. Plant/Miami
4	Wendell Smallwood	RB	5-11	202	Jr.	2vl	Wilmington, Del./Eastern Christian
5	Jovon Durante	WR	6-0	165	Fr.	HS	Hollywood, Fla./Miramar
5	Xavier Preston	LB	6-2	236	So.	1vl	Stuart, Fla./Jensen Beach
6	Dravon Askew-Henry	S	5-11	202	So.	1vl	Aliquippa, Pa./Aliquippa
6	Daikiel Shorts Jr.	WR	6-1	201	Jr.	2vl	Clayton, N.J./Eastern Christian
7	Rushel Shell	RB	5-10	224	r-Jr.	1vl	Hopewell, Pa./Hopewell/Pitt
7	Daryl Worley	CB	6-1	202	Jr.	2vl	Philadelphia, Pa./William Penn Charter
8	Karl Joseph	S	5-11	200	Sr.	3vl	Orlando, Fla./Edgewater
8	Donte Thomas-Williams	RB	6-1	218	r-Fr.	SQ	Durham, N.C./Hillside
9	KJ Dillon	S	6-1	209	Sr.	3vl	Apopka, Fla./Apopka
9	James Whittaker	QB	5-10	195	Fr.	HS	Roswell, Ga./Roswell
10	Jordan Thompson	WR	5-7	175	Sr.	3vl	Katy, Texas/Katy
12	Khairi Sharif	CB	5-8	182	r-Jr.	SQ	Houston, Texas/Bellaire/Cisco JC
11	Chris Chugunov	QB	6-1	201	Fr.	HS	Skillman, N.J./Montgomery
12	Gary Jennings	WR	6-1	206	Fr.	HS	Stafford, Va./Colonial Forge
13	Rasul Douglas	CB	6-2	190	Jr.	JC	East Orange, N.J./ East Orange/Nassau CC
14	Nana Kyeremeh	CB	5-11	192	r-Jr.	1vl	Worthington, Ohio/Thomas Worthington
15	Billy Kinney	K/P	6-4	206	r-Fr.	SQ	Morgantown, W.Va./University
15	David Sills	QB	6-3	202	Fr.	HS	Wilmington, Del./Eastern Christian
16	Terrell Chestnut	CB	5-11	193	r-Sr.	3vl	Pottstown, Pa./Pottsgrove
16	William Crest Jr.	QB	6-2	212	r-Fr.	SQ	Baltimore, Md./Dunbar
17	Al-Rasheed Benton	LB	6-1	235	r-So.	1vl	Newark, N.J./Shabazz
18	Marvin Gross Jr.	LB	6-2	212	r-So.	1vl	Baltimore, Md./Dunbar
18	Austin Hensley	QB	6-1	200	r-Fr.	SQ	Hurricane, W.Va./Hurricane
19	KJ Myers	WR	6-2	197	r-Sr.	2vl	Jacksonville, Fla./First Coast
19	Brandan Rivers	S	6-0	187	r-Fr.	SQ	Hubbard, Ohio/Hubbard
20	D.L. Knock	WR	5-8	188	Fr.	HS	Springboro, Ohio/Springboro
20	Edward Muldrow III	LB	6-3	210	Sr.	1vl	Snellville, Ga./South Winnett/Copiah-Lincoln CC
22	Jarrold Harper	S	6-1	211	r-Jr.	2vl	Frostburg, Md./Mountain Ridge
22	Brady Watson	RB	5-7	198	Fr.	HS	Ridgeley, W.Va./Frankfort
23	Jordan Adams	CB	6-0	172	Fr.	HS	Reisterstown, Md./Franklin
23	Jacky Marcellus	RB	5-8	182	r-So.	SQ	Immokalee, Fla./Immokalee
24	Mykal Manswell	CB	5-8	176	r-Fr.	SQ	Ellicott City, Md./Marriott's Ridge
24	Jeremy Tyler	S	5-11	206	Jr.	2vl	Lithonia, Ga./Martin Luther King
25	Mark Shaver	S	5-9	172	r-So.	TR	Huntington, W.Va./Huntington/Marshall
26	DaeJuan Funderburk	S	6-1	194	r-Fr.	SQ	Washington, D.C./Friendship Collegiate
26	Scott Levine	K	5-11	195	r-So.	SQ	Clarksburg, W.Va./Robert C. Byrd
27	Sean Walters	LB	6-2	226	r-Jr.	1vl	Hollywood, Fla./Hallandale
28	David Long	LB	5-11	228	Fr.	HS	Cincinnati, Ohio/Winton Woods
28	Elijah Wellman	RB	6-2	234	r-So.	1vl	Huntington, W.Va./Spring Valley
28	Dayron Wilson	S	5-10	202	r-Sr.	SQ	Woodbridge, Va./Garfield/Lackawanna College
29	Kenyatta Greene	RB	5-8	175	r-Fr.	SQ	Columbus, N.J./Northern Burlington Regional
29	Deonte Glover	RB	5-10	206	Fr.	HS	Inwood, W.Va./Musselman
30	Justin Arndt	LB	5-11	210	r-Jr.	2vl	Martinsburg, W.Va./Martinsburg
31	Isaiah Bruce	LB	6-1	238	r-Sr.	3vl	Jacksonville, Fla./Providence
31	Prentice Tillman Jr.	WR	5-10	175	r-Fr.	SQ	Houston, Texas/North Shore
32	Mark Ellis	CB	5-10	170	r-Fr.	SQ	Williamstown, N.J./Williamstown
33	Deamonte Lindsay	S	6-2	190	Fr.	HS	Martinsburg, W.Va./Martinsburg
34	Chris Parry	WR	5-9	175	r-Fr.	SQ	Niles, Ohio/Niles
35	Nick Kwiatkoski	LB	6-2	238	r-Sr.	3vl	Bethel Park, Pa./Bethel Park
36	Shaq Petteway	LB	6-0	232	r-Sr.	3vl	Steubenville, Ohio/Steubenville
37	Kevin Williams	S	5-11	192	Fr.	HS	Pompano Beach, Fla./Blanche Ely

2015 Mountaineer ROSTER

No.	Name	Pos.	Ht.	Wt.	Cl.	Exp.	Hometown/High School/Previous College
38	Shane Commodore	S	6-0	208	r-So.	SQ	Morgantown, W.Va./Morgantown
39	Brent Osborne	S	6-0	216	Fr.	HS	Beckley, W.Va./Woodrow Wilson
41	Alex Brooks	LB	5-11	230	r-So.	SQ	Cleveland, Ohio/Mayfield
42	Jared Barber	LB	6-0	232	r-Sr.	3vl	Mocksville, N.C./Davie
44	Hodarii Christian	LB	6-0	229	r-So.	SQ	McKeesport, Pa./McKeesport
45	Eric Kinsey	DL	6-3	280	Sr.	3vl	Miami, Fla./Miami Northwestern
46	Ross Harvey	LB	5-8	218	Fr.	HS	Weston, W.Va./Lewis County
46	Nick Meadows	LS	5-11	232	r-So.	SQ	Williamstown, W.Va./Williamstown
47	Shae Campbell	S	5-11	209	Fr.	HS	Morgantown, W.Va./Morgantown
47	Michael Ferns	TE/FB	6-3	240	r-Fr.	TR	St. Clairsville, Ohio/Michigan
48	R.C. Brunstetter	LS	6-3	218	r-Fr.	TR	Mocksville, N.C./Davie
48	Mike Molina	K	5-8	176	r-So.	SQ	Hurricane, W.Va./Hurricane
49	Darrien Howard	DL	6-1	300	Jr.	2vl	Dayton, Ohio/Chaminade-Julienne
50	Troy Lilly	LB	6-0	211	Fr.	HS	Beckley, W.Va./Woodrow Wilson
52	Max Chefren	LB	6-1	194	Fr.	HS	Parkersburg, W.Va./Parkersburg
53	Colton McKivitz	OL	6-6	293	Fr.	HS	Jacobsburg, Ohio/Union Local
54	Jah'Shaun Seider	OL	6-2	298	Fr.	HS	Belle Glade, Fla./Glades Central
55	Yodny Cajuste	OL	6-5	295	r-Fr.	SQ	Miami, Fla./Miramar
55	Max Chefren	LB	6-1	194	Fr.	HS	Parkersburg, W.Va./Parkersburg
56	Grant Lingafelter	OL	6-5	314	r-So.	SQ	Chagrin Falls, Ohio/Chagrin Falls
57	Adam Pankey	OL	6-5	312	r-Jr.	2vl	Hamilton, Ohio/Hamilton
58	Amanii Brown	OL	6-5	292	r-Fr.	SQ	Morgantown, W.Va./Morgantown
59	Stone Underwood	OL	6-4	298	r-Sr.	SQ	Brookhaven, Miss./Brookhaven/Copiah-Lincoln CC
60	Bradley Knotts	OL	6-3	295	Fr.	HS	Ripley, W.Va./Ripley
62	Kyle Bosch	OL	6-5	310	r-So.	TR	St. Charles, Ill./St. Francis/Michigan
65	Tyler Orlosky	OL	6-4	296	r-Jr.	2vl	Cleveland, Ohio/St. Edward
66	Jonathan Haynes	OL	6-5	310	r-Fr.	SQ	Bowie, Md./Annapolis Area Christian
67	Alec Shriner	DL	6-4	298	Fr.	HS	Oviedo, Fla./Oviedo
68	Dontae Angus	OL	6-5	322	r-Fr.	SQ	Philadelphia, Pa./Martin Luther King
70	Tony Matteo	OL	6-4	294	r-Jr.	1vl	Clinton, Ohio/Manchester
71	Rob Dowdy	OL	6-4	280	Fr.	HS	Westerville, Ohio/Westerville South
72	Brendan Willis	OL	6-2	280	r-So.	SQ	Centreville, Va./Centreville
74	Sylvester Townes	OL	6-6	302	r-Jr.	SQ	Memphis, Tenn./Germantown/Coahoma CC
77	Marcell Lazard	OL	6-5	306	r-So.	SQ	Bloomfield, N.J./Bloomfield
78	Marquis Lucas	OL	6-4	315	r-Sr.	2vl	Miami, Fla./Miami Central
79	Matt Jones	OL	6-3	320	Fr.	HS	Hubbard, Ohio/Hubbard
81	Vernon Davis Jr.	WR	5-10	170	r-Jr.	1vl	Miami, Fla./Coral Reef/Miami
82	Devonte Mathis	WR	6-1	209	r-Jr.	1vl	Miami, Fla./Miramar
83	Koi Turner	WR	5-10	170	r-Fr.	SQ	Dublin, Ohio/Dublin Coffman
84	Lamar Parker	WR	5-8	166	r-Fr.	SQ	Miami, Fla./Booker T. Washington
85	Ricky Rogers	WR	6-1	202	r-Fr.	SQ	Monroeville, Pa./Gateway
86	Josh Lambert	K	5-11	212	r-Jr.	2vl	Garland, Texas/Garland
86	Matt Vucelik	TE/FB	5-11	230	Fr.	HS	McMechen, W.Va./Bishop Donahue
87	John DePalma	LS	6-6	252	Sr.	3vl	Cumming, Ga./Pinecrest Academy
87	Stone Wolfley	TE/FB	6-4	245	Fr.	HS	Morgantown, W.Va./Morgantown
88	Cody Clay	TE/FB	6-4	262	r-Sr.	3vl	Alum Creek, W.Va./George Washington
88	Adam Shuler II	DL	6-4	269	Fr.	HS	Longwood, Fla./Lyman
89	Darren Arndt	TE/FB	6-3	244	r-Sr.	SQ	Martinsburg, W.Va./Martinsburg
89	D.J. Carozza	DL	5-11	295	r-So.	SQ	Parkersburg, W.Va./Parkersburg
90	Larry Jefferson	DL	6-5	228	Jr.	JC	College Park, Ga./Banneker/Itawamba CC
91	Nick O'Toole	P	6-3	216	Sr.	2vl	Corona, Calif./Mater Dei/Fullerton College
92	Jon Lewis	DL	6-3	270	r-So.	SQ	Morgantown, W.Va./University
93	Kyle Rose	DL	6-4	295	r-Sr.	3vl	Centerville, Ohio/Centerville
94	C.J. Maduewesi	DL	6-9	240	r-Jr.	SQ	Bronx, N.Y./Chrisland
95	Christian Brown	DL	6-2	290	r-Jr.	2vl	Fort Myers, Fla./Bridgeton
96	Jaleel Fields	DL	6-1	286	r-Fr.	SQ	Aliquippa, Pa./Aliquippa
97	Noble Nwachukwu	DL	6-2	271	r-Jr.	2vl	Wylie, Texas/Wylie
98	Tyree Owens	DL	6-4	275	r-Fr.	SQ	Oviedo, Fla./Oviedo
99	Xavier Pegues	DL	6-2	286	Jr.	JC	Oxford, Miss./Oxford/Itawamba CC

The Automated ScoreBook
 West Virginia Game Results (as of Sep 06, 2015)
 All games

Date	Opponent	Score	Overall Record	Conference Record	Time	Attend
----	-----	-----	-----	-----	----	-----
Sep 5, 2015	GEORGIA SOUTHERN	W 44-0	1- 0- 0	0- 0- 0	3:12	55182

* indicates conference game

Opponent	Score	-----FIRST DOWNS-----				---RUSHING---		-----PASSING-----			--TOTAL OFFENSE--		Return Yards	Turn-Overs
		Total	Rush	Pass	Pen	Number-Yards	Comp-Att-Int	Yards	Plays-Yards					
-----	-----	--/--	--/--	--/--	--/--	-----/-----	-----/-----	--/--	----- / -----	--/--	--/--			
GEORGIA SOUTHERN....	44-0	21/14	10/11	11/2	0/1	40-185 / 57-195	16-26- 0 / 2-13- 4	359/29	66-544 / 70-224	0/96	0/5			
Totals.....	44-0	21/14	10/11	11/2	0/1	40-185 / 57-195	16-26- 0 / 2-13- 4	359/29	66-544 / 70-224	0/96	0/5			

Note: Game totals are displayed in the format TEAM/OPPONENT for each category

The Automated ScoreBook
West Virginia Overall Team Statistics (as of Sep 06, 2015)
All games

Team Statistics	WVU	OPP
SCORING	44	0
Points Per Game	44.0	0.0
Points Off Turnovers	14	0
FIRST DOWNS	21	14
Rushing	10	11
Passing	11	2
Penalty	0	1
RUSHING YARDAGE	185	195
Yards gained rushing	215	224
Yards lost rushing	30	29
Rushing Attempts	40	57
Average Per Rush	4.6	3.4
Average Per Game	185.0	195.0
TDs Rushing	3	0
PASSING YARDAGE	359	29
Comp-Att-Int	16-26-0	2-13-4
Average Per Pass	13.8	2.2
Average Per Catch	22.4	14.5
Average Per Game	359.0	29.0
TDs Passing	2	0
TOTAL OFFENSE	544	224
Total Plays	66	70
Average Per Play	8.2	3.2
Average Per Game	544.0	224.0
KICK RETURNS: #-Yards	0-0	5-96
PUNT RETURNS: #-Yards	0-0	0-0
INT RETURNS: #-Yards	4-0	0-0
KICK RETURN AVERAGE	0.0	19.2
PUNT RETURN AVERAGE	0.0	0.0
INT RETURN AVERAGE	0.0	0.0
FUMBLES-LOST	1-0	2-1
PENALTIES-Yards	5-37	1-15
Average Per Game	37.0	15.0
PUNTS-Yards	4-177	5-232
Average Per Punt	44.2	46.4
Net punt average	34.2	42.4
KICKOFFS-Yards	9-578	1-65
Average Per Kick	64.2	65.0
Net kick average	42.4	40.0
TIME OF POSSESSION/Game	25:53	34:07
3RD-DOWN Conversions	3/11	5/16
3rd-Down Pct	27%	31%
4TH-DOWN Conversions	1/2	0/4
4th-Down Pct	50%	0%
SACKS BY-Yards	1-4	2-24
MISC YARDS	0	0
TOUCHDOWNS SCORED	5	0
FIELD GOALS-ATTEMPTS	3-3	0-0
ON-SIDE KICKS	0-0	0-0
RED-ZONE SCORES	(6-7) 86%	(0-0) 0%
RED-ZONE TOUCHDOWNS	(3-7) 43%	(0-0) 0%
PAT-ATTEMPTS	(5-5) 100%	(0-0) 0%
ATTENDANCE	55182	0
Games/Avg Per Game	1/55182	0/0
Neutral Site Games		0/0

Score by Quarters	1st	2nd	3rd	4th	OT	Total
West Virginia	10	6	14	14	0	44
Opponents	0	0	0	0	0	0

The Automated ScoreBook
 West Virginia Overall Individual Statistics (as of Sep 06, 2015)
 All games

<u>Rushing</u>	<u>gp</u>	<u>att</u>	<u>gain</u>	<u>loss</u>	<u>net</u>	<u>avg</u>	<u>td</u>	<u>lg</u>	<u>avg/g</u>
Smallwood, Wendell	1	11	97	1	96	8.7	1	19	96.0
Shell, Rushel	1	8	42	0	42	5.2	1	9	42.0
Crest, William	1	4	24	0	24	6.0	1	17	24.0
Thomas-Williams, D.	1	7	19	0	19	2.7	0	4	19.0
Howard, Skyler	1	9	33	26	7	0.8	0	10	7.0
TEAM	1	1	0	3	-3	-3.0	0	0	-3.0
Total	1	40	215	30	185	4.6	3	19	185.0
Opponents	1	57	224	29	195	3.4	0	22	195.0

<u>Passing</u>	<u>gp</u>	<u>effic</u>	<u>comp-att-int</u>	<u>pct</u>	<u>yds</u>	<u>td</u>	<u>lg</u>	<u>avg/g</u>
Howard, Skyler	1	211.02	16-25-0	64.0	359	2	57	359.0
Crest, William	1	0.00	0-1-0	0.0	0	0	0	0.0
Total	1	202.91	16-26-0	61.5	359	2	57	359.0
Opponents	1	-27.42	2-13-4	15.4	29	0	17	29.0

<u>Receiving</u>	<u>gp</u>	<u>no.</u>	<u>yds</u>	<u>avg</u>	<u>td</u>	<u>lg</u>	<u>avg/g</u>
Smallwood, Wendell	1	4	23	5.8	0	10	23.0
Gibson, Shelton	1	3	130	43.3	1	57	130.0
Durante, Jovon	1	3	121	40.3	1	57	121.0
Shorts, Daikiel	1	3	55	18.3	0	26	55.0
Thompson, Jordan	1	3	30	10.0	0	14	30.0
Total	1	16	359	22.4	2	57	359.0
Opponents	1	2	29	14.5	0	17	29.0

<u>Punt Returns</u>	<u>no.</u>	<u>yds</u>	<u>avg</u>	<u>td</u>	<u>lg</u>
Total	0	0	0.0	0	0
Opponents	0	0	0.0	0	0

<u>Interceptions</u>	<u>no.</u>	<u>yds</u>	<u>avg</u>	<u>td</u>	<u>lg</u>
Joseph, Karl	3	0	0.0	0	0
Askew-Henry, Dravon	1	0	0.0	0	0
Total	4	0	0.0	0	0
Opponents	0	0	0.0	0	0

<u>Kick Returns</u>	<u>no.</u>	<u>yds</u>	<u>avg</u>	<u>td</u>	<u>lg</u>
Total	0	0	0.0	0	0
Opponents	5	96	19.2	0	27

<u>Fumble Returns</u>	<u>no.</u>	<u>yds</u>	<u>avg</u>	<u>td</u>	<u>lg</u>
Total	0	0	0.0	0	0
Opponents	0	0	0.0	0	0

The Automated ScoreBook
West Virginia Overall Individual Statistics (as of Sep 06, 2015)
All games

Scoring	td	fg	PAT				dpx	saf	pts
			kick	rush	rcv	pass			
Lambert, Josh	-	3-3	5-5	-	-	-	-	-	14
Gibson, Shelton	1	-	-	-	-	-	-	-	6
Crest, William	1	-	-	-	-	-	-	-	6
Shell, Rushel	1	-	-	-	-	-	-	-	6
Smallwood, Wendell	1	-	-	-	-	-	-	-	6
Durante, Jovon	1	-	-	-	-	-	-	-	6
Total	5	3-3	5-5	-	-	-	-	-	44
Opponents	-	-	-	-	-	-	-	-	0

Total Offense	g	plays	rush	pass	total	avg/g
Howard, Skyler	1	34	7	359	366	366.0
Smallwood, Wendell	1	11	96	0	96	96.0
Shell, Rushel	1	8	42	0	42	42.0
Crest, William	1	5	24	0	24	24.0
Thomas-Williams, D.	1	7	19	0	19	19.0
TEAM	1	1	-3	0	-3	-3.0
Total	1	66	185	359	544	544.0
Opponents	1	70	195	29	224	224.0

Field Goals	fg	pct.	01-19	20-29	30-39	40-49	50-99	lg	blk
Lambert, Josh	3-3	100.0	0-0	2-2	1-1	0-0	0-0	32	0

FG Sequence	West Virginia	Opponents
Georgia Southern	(26),(32),(22)	-

Numbers in (parentheses) indicate field goal was made.

Punting	no.	yds	avg	lg	tb	fc	i20	50+	blk
O'Toole, Nick	4	177	44.2	65	2	1	2	1	0
Total	4	177	44.2	65	2	1	2	1	0
Opponents	5	232	46.4	55	1	0	1	1	0

Kickoffs	no.	yds	avg	tb	ob	retn	net	ydln
O'Toole, Nick	6	383	63.8	2	0			
Molina, Mike	3	195	65.0	2	0			
Total	9	578	64.2	4	0	19.2	42.4	22
Opponents	1	65	65.0	1	0	0.0	40.0	25

The Automated ScoreBook
West Virginia Overall Individual Statistics (as of Sep 06, 2015)
All games

<u>All Purpose</u>	<u>g</u>	<u>rush</u>	<u>rcv</u>	<u>pr</u>	<u>kr</u>	<u>ir</u>	<u>total</u>	<u>avg/g</u>
Gibson, Shelton	1	0	130	0	0	0	130	130.0
Durante, Jovon	1	0	121	0	0	0	121	121.0
Smallwood, Wen	1	96	23	0	0	0	119	119.0
Shorts, Daikiel	1	0	55	0	0	0	55	55.0
Shell, Rushel	1	42	0	0	0	0	42	42.0
Thompson, Jord	1	0	30	0	0	0	30	30.0
Crest, William	1	24	0	0	0	0	24	24.0
Thomas-William	1	19	0	0	0	0	19	19.0
Howard, Skyler	1	7	0	0	0	0	7	7.0
TEAM	1	-3	0	0	0	0	-3	-3.0
Total	1	185	359	0	0	0	544	544.0
Opponents	1	195	29	0	96	0	320	320.0

The Automated ScoreBook
West Virginia Overall Defensive Statistics (as of Sep 06, 2015)
All games

##	Defensive Leaders	gp	Tackles			tfl/yds	Sacks no-yds	Pass defense			Fumbles		blkd	
			ua	a	tot			int-yds	brup	qbh	rcv-yds	ff	kick	saf
8D	Joseph, Karl	1	7	1	8	.	.	3-0	.	.	1-0	.	.	.
35	Kwiatkoski, Nick	1	5	2	7	1.5-7
93	Rose, Kyle	1	3	3	6
9	Dillon, KJ	1	3	2	5	1.5-7	.	.	1	.	1	.	.	.
16	Chestnut, Terrell	1	5	.	5
45	Kinsey, Eric	1	1	4	5	0.5-2
24	Tyler, Jeremy	1	3	1	4
95	Brown, Christian	1	3	1	4
6D	Askew-Henry, Dravon	1	3	1	4	0.5-1	.	1-0
36	Petteway, Shaq	1	2	2	4	.	.	.	1
22	Harper, Jarrod	1	2	1	3	1.0-2
18	Gross, Marvin	1	3	.	3
42	Barber, Jared	1	2	1	3	1.5-5
5D	Preston, Xavier	1	.	2	2
92	Lewis, Jon	1	.	2	2
49	Howard, Darrien	1	1	1	2
17	Benton, Al-Rasheed	1	2	.	2	1.0-3
30	Arndt, Justin	1	1	1	2
97	Nwachukwu, Noble	1	1	.	1	1.0-4	1.0-4	.	.	.	1	.	.	.
27	Walter, Sean	1	1	.	1
14	Kyeremeh, Nana	1	.	1	1	0.5-1
7D	Worley, Daryl	1	1	.	1	.	.	.	1
Total		1	49	26	75	9-32	1-4	4-0	2	1	1-0	2	.	.
Opponents		1	42	16	58	4-27	2-24	.	1	.	.	1	.	.

The Automated ScoreBook
West Virginia Individual Season/Career Statistics (as of Sep 06, 2015)
All games

SEASON

CAREER

Rushing	gp	att	gain	loss	net	avg	td	lg	avg/g	gp	att	gain	loss	net	avg	td	lg	avg/g
Smallwood, Wendell	1	11	97	1	96	8.7	1	19	96.0	26	198	1056	17	1039	5.2	4	38	40.0
Shell, Rushel	1	8	42	0	42	5.2	1	9	42.0	13	184	865	35	830	4.5	8	54	63.8
Crest, William	1	4	24	0	24	6.0	1	17	24.0	2	9	57	6	51	5.7	2	17	25.5
Thomas-Williams, D.	1	7	19	0	19	2.7	0	4	19.0	1	7	19	0	19	2.7	0	4	19.0
Howard, Skyler	1	9	33	26	7	0.8	0	10	7.0	5	31	205	58	147	4.7	0	24	29.4
TEAM	1	1	0	3	-3	-3.0	0	0	-3.0									
Total	1	40	215	30	185	4.6	3	19	185.0									
Opponents	1	57	224	29	195	3.4	0	22	195.0									

Passing	gp	effic	comp-att-int	pct	yds	td	lg	avg/g	gp	effic	comp-att-int	pct	yds	td	lg	avg/g
Howard, Skyler	1	211.02	16-25-0	64.0	359	2	57	359.0	5	151.70	72-135-0	53.3	1188	10	57	237.6
Crest, William	1	0.00	0-1-0	0.0	0	0	0	0.0	2	71.76	3-5-0	60.0	7	0	9	3.5
Total	1	202.91	16-26-0	61.5	359	2	57	359.0								
Opponents	1	-27.42	2-13-4	15.4	29	0	17	29.0								

Receiving	gp	no.	yds	avg	td	lg	avg/g	gp	no.	yds	avg	td	lg	avg/g
Smallwood, Wendell	1	4	23	5.8	0	10	23.0	26	46	481	10.5	0	50	18.5
Gibson, Shelton	1	3	130	43.3	1	57	130.0	13	7	190	27.1	1	57	14.6
Durante, Jovon	1	3	121	40.3	1	57	121.0	1	3	121	40.3	1	57	121.0
Shorts, Daikiel	1	3	55	18.3	0	26	55.0	26	72	896	12.4	4	38	34.5
Thompson, Jordan	1	3	30	10.0	0	14	30.0	37	88	891	10.1	2	56	24.1
Total	1	16	359	22.4	2	57	359.0							
Opponents	1	2	29	14.5	0	17	29.0							

Total Offense	g	plays	rush	pass	total	avg/g	g	plays	rush	pass	total	avg/g
Howard, Skyler	1	34	7	359	366	366.0	5	166	147	1188	1335	267.0
Smallwood, Wendell	1	11	96	0	96	96.0	26	198	1039	0	1039	40.0
Shell, Rushel	1	8	42	0	42	42.0	13	184	830	0	830	63.8
Crest, William	1	5	24	0	24	24.0	2	14	51	7	58	29.0
Thomas-Williams, D.	1	7	19	0	19	19.0	1	7	19	0	19	19.0
TEAM	1	1	-3	0	-3	-3.0						
Total	1	66	185	359	544	544.0						
Opponents	1	70	195	29	224	224.0						

Scoring	td		fg		PAT						td		fg		PAT						pts
	td	fg	kick	rush	rcv	pass	dxp	saf	pts	td	fg	kick	rush	rcv	pass	dxp	saf	pts			
Lambert, Josh	-	3-3	5-5	-	-	-	-	-	14	-	50-65	85-86	-	-	-	-	-	-	235		
Durante, Jovon	1	-	-	-	-	-	-	-	6	1	-	-	-	-	-	-	-	6			
Gibson, Shelton	1	-	-	-	-	-	-	-	6	1	-	-	-	-	-	-	-	6			
Shell, Rushel	1	-	-	-	-	-	-	-	6	8	-	-	-	-	-	-	-	48			
Smallwood, Wendell	1	-	-	-	-	-	-	-	6	4	-	-	-	-	-	-	-	24			
Crest, William	1	-	-	-	-	-	-	-	6	2	-	-	-	-	-	-	-	12			
Total	5	3-3	5-5	-	-	-	-	-	44												
Opponents	-	-	-	-	-	-	-	-	0												

Punt Returns	no.	yds	avg	td	lg	no.	yds	avg	td	lg
Total	0	0	0.0	0	0					
Opponents	0	0	0.0	0	0					

Kick Returns	no.	yds	avg	td	lg	no.	yds	avg	td	lg
Total	0	0	0.0	0	0					
Opponents	5	96	19.2	0	27					

Interceptions	no.	yds	avg	td	lg	no.	yds	avg	td	lg
Joseph, Karl	3	0	0.0	0	0	7	33	4.7	0	22
Askew-Henry, Dravon	1	0	0.0	0	0	3	53	17.7	1	52
Total	4	0	0.0	0	0					
Opponents	0	0	0.0	0	0					

Fumble Returns	no.	yds	avg	td	lg	no.	yds	avg	td	lg
Total	0	0	0.0	0	0					
Opponents	0	0	0.0	0	0					

The Automated ScoreBook
West Virginia By-Quarter Statistics (as of Sep 06, 2015)
All games

3rd-Down Conversions

Date	Opponent	Score	Overall	1st Qtr	2nd Qtr	3rd Qtr	4th Qtr	Overtime
Sep 5, 2015	GEORGIA SOUTHERN	W 44-0	3-11 27.3	1-3 33.3	0-4 0.0	0-1 0.0	2-3 66.7	
	West Virginia		3-11 27.3	1-3 33.3	0-4 0.0	0-1 0.0	2-3 66.7	0-0 0.0
	Opponents		5-16 31.2	3-6 50.0	0-3 0.0	0-3 0.0	2-4 50.0	0-0 0.0

4th-Down Conversions

Date	Opponent	Score	Overall	1st Qtr	2nd Qtr	3rd Qtr	4th Qtr	Overtime
Sep 5, 2015	GEORGIA SOUTHERN	W 44-0	1-2 50.0	0-1 0.0	0-0 0.0	0-0 0.0	1-1 100.0	
	West Virginia		1-2 50.0	0-1 0.0	0-0 0.0	0-0 0.0	1-1 100.0	0-0 0.0
	Opponents		0-4 0.0	0-0 0.0	0-1 0.0	0-2 0.0	0-1 0.0	0-0 0.0

Time of Possession

Date	Opponent	Score	Overall	1st Qtr	2nd Qtr	3rd Qtr	4th Qtr	Overtime
Sep 5, 2015	GEORGIA SOUTHERN	W 44-0	25:53	6:57	6:47	4:50	7:19	
	West Virginia	Total	25:53	6:57	6:47	4:50	7:19	0:00
		Avg.	25:53	6:57	6:47	4:50	7:19	0:00
	Opponents	Total	34:07	8:03	8:13	10:10	7:41	0:00
		Avg.	34:07	8:03	8:13	10:10	7:41	0:00

The Automated ScoreBook
 West Virginia Games Played (as of Sep 06, 2015)
 All games

##	PLAYER	GP-GS	GS
89	Arndt, Darren	1/-	XXX
30	Arndt, Justin	1/-	XXX
6D	Askew-Henry, D.	1/1	START
42	Barber, Jared	1/1	START
17	Benton, A.	1/-	XXX
62	Bosch, Kyle	1/1	START
58	Brown, Amanii	1/-	XXX
95	Brown, C.	1/1	START
31	Bruce, Isaiah	1/-	XXX
55	Cajuste, Yodny	1/1	START
16	Chestnut, T.	1/1	START
44	Christian, H.	1/-	XXX
88	Clay, Cody	1/-	XXX
38	Commodore, S.	1/-	XXX
1B	Crest, William	1/-	XXX
81	Davis, Vernon	1/-	XXX
87	DePalma, John	1/-	XXX
9	Dillon, KJ	1/1	START
5	Durante, Jovon	1/1	START
96	Fields, Jaleel	1/-	XXX
1	Gibson, Shelton	1/1	START
18	Gross, Marvin	1/-	XXX
22	Harper, Jarrod	1/-	XXX
49	Howard, Darrien	1/-	XXX
3	Howard, Skyler	1/1	START
90	Jefferson, L.	1/-	XXX
12	Jennings, Gary	1/-	XXX
8D	Joseph, Karl	1/1	START
45	Kinsey, E.	1/-	XXX
35	Kwiatkoski, N.	1/1	START
14	Kyeremeh, Nana	1/-	XXX
86	Lambert, Josh	1/-	XXX
77	Lazard, Marcell	1/-	XXX
92	Lewis, Jon	1/-	XXX
56	Lingafelter, G.	1/-	XXX
78	Lucas, Marquis	1/1	START
94	Maduevesi, C.J.	1/-	XXX
82	Mathis, Devonte	1/-	XXX
70	Matteo, Tony	1/-	XXX
48	Molina, Mike	1/-	XXX
19	Myers, KJ	1/-	XXX
97	Nwachukwu, N.	1/1	START
91	O'Toole, Nick	1/-	XXX
65	Orlosky, Tyler	1/1	START
57	Pankey, Adam	1/1	START
36	Petteway, Shaq	1/1	START
5D	Preston, Xavier	1/-	XXX

The Automated ScoreBook
West Virginia Games Played (as of Sep 06, 2015)
All games

##	PLAYER	GP-GS	GS
93	Rose, Kyle	1/1	START
3D	Rumph, Rick	1/-	XXX
2D	Shariff, Khairi	1/-	XXX
7	Shell, Rushel	1/1	START
6	Shorts, Daikiel	1/1	START
4	Smallwood, W.	1/1	START
8	Thomas-Williams	1/-	XXX
10	Thompson, J.	1/-	XXX
74	Townes, S.	1/-	XXX
24	Tyler, Jeremy	1/-	XXX
59	Underwood, S.	1/-	XXX
27	Walter, Sean	1/-	XXX
28	Wellman, Elijah	1/-	XXX
7D	Worley, Daryl	1/1	START

The Automated ScoreBook
West Virginia Game Superlatives (as of Sep 06, 2015)
All games

INDIVIDUAL GAME HIGHS

Rushes	11	Smallwood, Wendell vs Georgia Southern (Sep 5, 2015)
Yards Rushing	96	Smallwood, Wendell vs Georgia Southern (Sep 5, 2015)
TD Rushes	1	Shell, Rushel vs Georgia Southern (Sep 5, 2015)
	1	Crest, William vs Georgia Southern (Sep 5, 2015)
	1	Smallwood, Wendell vs Georgia Southern (Sep 5, 2015)
Long Rush	19	Smallwood, Wendell vs Georgia Southern (Sep 5, 2015)
Pass attempts	25	Howard, Skyler vs Georgia Southern (Sep 5, 2015)
Pass completions	16	Howard, Skyler vs Georgia Southern (Sep 5, 2015)
Yards Passing	359	Howard, Skyler vs Georgia Southern (Sep 5, 2015)
TD Passes	2	Howard, Skyler vs Georgia Southern (Sep 5, 2015)
Long Pass	57	Howard, Skyler vs Georgia Southern (Sep 5, 2015)
Receptions	4	Smallwood, Wendell vs Georgia Southern (Sep 5, 2015)
Yards Receiving	130	Gibson, Shelton vs Georgia Southern (Sep 5, 2015)
TD Receptions	1	Gibson, Shelton vs Georgia Southern (Sep 5, 2015)
	1	Durante, Jovon vs Georgia Southern (Sep 5, 2015)
Long Reception	57	Gibson, Shelton vs Georgia Southern (Sep 5, 2015)
	57	Durante, Jovon vs Georgia Southern (Sep 5, 2015)
Field Goals	3	Lambert, Josh vs Georgia Southern (Sep 5, 2015)
Long Field Goal	32	Lambert, Josh vs Georgia Southern (Sep 5, 2015)
Punts	4	O'Toole, Nick vs Georgia Southern (Sep 5, 2015)
Punting Avg	44.2	O'Toole, Nick vs Georgia Southern (Sep 5, 2015)
Long Punt	65	O'Toole, Nick vs Georgia Southern (Sep 5, 2015)
Punts inside 20	2	O'Toole, Nick vs Georgia Southern (Sep 5, 2015)
Tackles	8	Joseph, Karl vs Georgia Southern (Sep 5, 2015)
Sacks	1.0	Nwachukwu, Noble vs Georgia Southern (Sep 5, 2015)
Tackles For Loss	1.5	Dillon, KJ vs Georgia Southern (Sep 5, 2015)
	1.5	Kwiatkoski, Nick vs Georgia Southern (Sep 5, 2015)
	1.5	Barber, Jared vs Georgia Southern (Sep 5, 2015)
Interceptions	3	Joseph, Karl vs Georgia Southern (Sep 5, 2015)

The Automated ScoreBook
West Virginia Game Superlatives (as of Sep 06, 2015)
All games

TEAM GAME HIGHS

Rushes	40	vs Georgia Southern (Sep 5, 2015)	
Yards Rushing	185	vs Georgia Southern (Sep 5, 2015)	
Yards Per Rush	4.6	vs Georgia Southern (Sep 5, 2015)	
TD Rushes	3	vs Georgia Southern (Sep 5, 2015)	
Pass attempts	26	vs Georgia Southern (Sep 5, 2015)	
Pass completions	16	vs Georgia Southern (Sep 5, 2015)	
Yards Passing	359	vs Georgia Southern (Sep 5, 2015)	
Yards Per Pass	13.8	vs Georgia Southern (Sep 5, 2015)	
TD Passes	2	vs Georgia Southern (Sep 5, 2015)	
Total Plays	66	vs Georgia Southern (Sep 5, 2015)	
Total Offense	544	vs Georgia Southern (Sep 5, 2015)	
Yards Per Play	8.2	vs Georgia Southern (Sep 5, 2015)	
Points	44	vs Georgia Southern (Sep 5, 2015)	
Sacks By	1	vs Georgia Southern (Sep 5, 2015)	
First Downs	21	vs Georgia Southern (Sep 5, 2015)	
Penalties	5	vs Georgia Southern (Sep 5, 2015)	
Penalty Yards	37	vs Georgia Southern (Sep 5, 2015)	
Interceptions By	4	vs Georgia Southern (Sep 5, 2015)	
Punts	4	vs Georgia Southern (Sep 5, 2015)	
Punting Avg	44.2	vs Georgia Southern (Sep 5, 2015)	
Long Punt	65	vs Georgia Southern (Sep 5, 2015)	
Punts inside 20	2	vs Georgia Southern (Sep 5, 2015)	

The Automated ScoreBook
West Virginia Game Superlatives (as of Sep 06, 2015)
All games

OPPONENT INDIVIDUAL GAME HIGHS

Rushes	17	M. Breida, vs Georgia Southern (Sep 5, 2015)
Yards Rushing	70	M. Breida, vs Georgia Southern (Sep 5, 2015)
Long Rush	22	F. Upshaw, vs Georgia Southern (Sep 5, 2015)
Pass attempts	13	F. Upshaw, vs Georgia Southern (Sep 5, 2015)
Pass completions	2	F. Upshaw, vs Georgia Southern (Sep 5, 2015)
Yards Passing	29	F. Upshaw, vs Georgia Southern (Sep 5, 2015)
Long Pass	17	F. Upshaw, vs Georgia Southern (Sep 5, 2015)
Receptions	1	B. Johnson, vs Georgia Southern (Sep 5, 2015)
	1	D. Keaton, vs Georgia Southern (Sep 5, 2015)
Yards Receiving	17	D. Keaton, vs Georgia Southern (Sep 5, 2015)
Long Reception	17	D. Keaton, vs Georgia Southern (Sep 5, 2015)
Punts	4	M. Flynn, vs Georgia Southern (Sep 5, 2015)
Punting Avg	49.0	R. Nowicki, vs Georgia Southern (Sep 5, 2015)
Long Punt	55	M. Flynn, vs Georgia Southern (Sep 5, 2015)
Punts inside 20	1	R. Nowicki, vs Georgia Southern (Sep 5, 2015)
Long Kickoff Return	27	D. Keaton, vs Georgia Southern (Sep 5, 2015)
Tackles	8	M. Dobson, vs Georgia Southern (Sep 5, 2015)
	8	D. Gallon, vs Georgia Southern (Sep 5, 2015)
	8	A. Williams, vs Georgia Southern (Sep 5, 2015)
Sacks	1.5	B. Dawson, vs Georgia Southern (Sep 5, 2015)
Tackles For Loss	1.5	B. Dawson, vs Georgia Southern (Sep 5, 2015)

The Automated ScoreBook
West Virginia Game Superlatives (as of Sep 06, 2015)
All games

OPPONENT TEAM GAME HIGHS

Rushes	57	vs Georgia Southern (Sep 5, 2015)	
Yards Rushing	195	vs Georgia Southern (Sep 5, 2015)	
Yards Per Rush	3.4	vs Georgia Southern (Sep 5, 2015)	
Pass attempts	13	vs Georgia Southern (Sep 5, 2015)	
Pass completions	2	vs Georgia Southern (Sep 5, 2015)	
Yards Passing	29	vs Georgia Southern (Sep 5, 2015)	
Yards Per Pass	2.2	vs Georgia Southern (Sep 5, 2015)	
Total Plays	70	vs Georgia Southern (Sep 5, 2015)	
Total Offense	224	vs Georgia Southern (Sep 5, 2015)	
Yards Per Play	3.2	vs Georgia Southern (Sep 5, 2015)	
Sacks By	2	vs Georgia Southern (Sep 5, 2015)	
First Downs	14	vs Georgia Southern (Sep 5, 2015)	
Penalties	1	vs Georgia Southern (Sep 5, 2015)	
Penalty Yards	15	vs Georgia Southern (Sep 5, 2015)	
Turnovers	5	vs Georgia Southern (Sep 5, 2015)	
Punts	5	vs Georgia Southern (Sep 5, 2015)	
Punting Avg	46.4	vs Georgia Southern (Sep 5, 2015)	
Long Punt	55	vs Georgia Southern (Sep 5, 2015)	
Punts inside 20	1	vs Georgia Southern (Sep 5, 2015)	